

BYTE



the small systems journal

6800/2 IS HERE



The 6800/2 uses our new A2 processor board with socket space for 8K bytes of ROM/PROM. This makes it possible to use the 6800 in applications where ROM programs are useful without purchasing an expensive PROM accessory board. The A2 board has a DIP switch selector that allows you to replace any 8K block of memory above the RAM memory that extends to 32K with memory external to the processor board itself. This lets you develop special programs that will later be put in PROM in a normal RAM memory card where it can be modified and debugged. The A2 board has a crystal controlled baud rate oscillator and a separate clock driver oscillator whose frequency may be changed with a programming resistor. The A2 processor board gives you the maximum possible flexibility in setting up a computer system.

SWTBUG[®] Monitor—

The 6800/2 is supplied with our new SWTBUG[®] monitor. This new monitor is software compatible with the earlier Mikbug[®] monitor used in the 6800. All major subroutine entry points are identical. SWTBUG[®] features a resident MF-68 Minifloppy disk boot, single level breakpoints, vectored software interrupt, generation of punch end of tape formatting and automatic interface configuring for either the MP-C control interface or MP-S serial interface.

ACIA Type Interface—

The 6800/2 uses our MP-S serial interface. This RS-232 and

20 Ma. TTY compatible interface may be configured to operate serially at the following baud rates: 110, 150, 300, 600, 1200, 2400, 4800 and 9600. Complete interrupt control is available through the user's software.

4K Static MEMORY—

The 6800/2 comes with 4K of static RAM memory on our MP-8M board. The memory may be expanded to 8K by the addition of eight more memory chips. No additional parts are needed. Full buffering of all data, address and control lines is a standard feature. Memory expansion to 32K of continuous RAM memory and up to a 48K mixture of ROM/RAM is possible with this system.

ACCESSORY BOARDS—

Do you have a special job? Our accessory boards make it possible to use the 6800/2 for almost any type of computer application. We have our MP-T interrupt timer with software interrupt selectable output. Our MP-N calculator interface that allows you to do arithmetic functions in hardware. Our MP-R EPROM programmer that programs and verifies EPROMs right in the machine—and more coming.

6800/2 Kit. \$439.00 ppd Cont. U.S.

6800/2 Assembled. \$495.00 ppd Cont. U.S.

SWTBUG[®] is a registered trademark of Southwest Tech. Prod. Corp.
Mikbug[®] is a registered trademark of Motorola, Inc.



SOUTHWEST TECHNICAL PRODUCTS CORPORATION

219 W. RHAPSODY

SAN ANTONIO, TEXAS 78216

Circle 110 on inquiry card.

You can now have the industry's finest microcomputer with that all-important disk drive

YOU CAN GET THAT ALL-IMPORTANT SOFTWARE, TOO

Loading your programs and files will take you only a few seconds with the new Cromemco Z-2D computer.

You can load fast because the Z-2D comes equipped with a 5" floppy disk drive and controller. Each diskette will store up to 92 kilobytes.

Diskettes will also store your programs inexpensively—much more so than with ROMs. And ever so much more conveniently than with cassettes or paper tape.

The Z-2D itself is our fast, rugged, professional-grade Z-2 computer equipped with disk drive and controller. You can get the Z-2D with either single or dual drives (dual shown in photo).

CROMEMCO HAS THE SOFTWARE

You can rely on this: Cromemco is committed to supplying quality software support.

For example, here's what's now available for our Z-2D users:

CROMEMCO FORTRAN IV COMPILER: a well-developed and powerful FORTRAN that's ideal for scientific use. Produces optimized, relocatable Z-80 object code.

CROMEMCO 16K DISK BASIC: a powerful pre-compiling interpreter with 14-digit precision and powerful I/O handling capabilities. Particularly suited to business applications.

CROMEMCO Z-80 ASSEMBLER: a macro-assembler that produces relocatable object code. Uses standard Z-80 mnemonics.

The professional-grade microcomputer for professionals



Shown with optional bench cabinet

ADVANCED CONTROLLER CARD

The new Z-2D is a professional system that gives you professional performance.

In the Z-2D you get our well-known 4-MHz CPU card, the proven Z-2 chassis with 21-slot motherboard and 30-amp power supply that can handle 21 cards and dual floppy drives with ease.

Then there's our new disk controller card with special features:

- Capability to handle up to 4 disk drives
- A disk bootstrap Monitor in a 1K 2708 PROM
- An RS-232 serial interface for interfacing your CRT terminal or teletype
- LSI disk controller circuitry

Z-2 USERS:

Your Z-2 was designed with the future in mind. It can be easily retrofitted with everything needed to convert to a Z-2D. Only \$935 kit; or \$1135 for assembled retrofit package.

We're able to put all of this including a UART for the CRT interface on just one card because we've taken the forward step of using LSI controller circuitry.

STORE/FACTORY

Contact your computer store or Cromemco factory now about the Z-2D. It's a real workhorse that you can put to professional or OEM use now.

Kit: Z-2D with 1 disk drive (Model Z2D-K)\$1495.
Assembled: Z-2D fully assembled and tested (Model Z2D-W)....\$2095.
Additional disk drive (Model Z2D-FDD)\$495.


SOFTWARE

(On standard IBM-format soft-sectored mini diskettes)
16K BASIC (Model FDB-S).....\$95
FORTRAN IV (Model FDF-S).....\$95
Z-80 Assembler (Model FDA-S)....\$95

 **Cromemco**
i n c o r p o r a t e d
Specialists in computers and peripherals

2400 CHARLESTON RD., MOUNTAIN VIEW, CA 94043 • (415) 964-7400

The easy way to get disk storage, FORTRAN IV, and other programming power



Here's a new disk controller and disk drive combination that will set you up for truly powerful disk storage.

The new controller is extremely versatile. You can use it with either our new 5" single disk drive or our 8" dual disk drive. In fact, the controller will interface up to three 5" or four 8" drives.

That means you can have enormous disk storage since the new controller puts 92 kilobytes on each side of a 5" diskette and 256 kilobytes on an 8" diskette. Recording is in soft-sectored IBM format.

FORTRAN IV AND MORE

You can get still more Cromemco disk operation aids. For example, we also offer FORTRAN IV for our computer users.

And as in so many things, we are the first manufacturer in the field to offer this advanced program for the Z-80 μ P.

Besides FORTRAN IV we also offer our special BASIC (14-digit precision), our Z-80 Assembler, and now an entertainment diskette with over a dozen of our Dazzler® games.

KEYBOARD CONTROL

The new Model 4FDC disk controller (supplied in our Z-2D) is for our Z-2 computer or any S-100 bus computer using our Z-80 CPU card.

You should also know about these other capabilities of the new controller:

- Its PROM-resident Disk Operating System (RDOS) gives you key-



Single 5" disk drive



Dual 8" disk drive

board control of your disk drive and also includes a bootstrap to load our powerful CDOS disk operating system supplied on all Cromemco diskettes.

- The controller will interface your CRT terminal through its RS-232 serial port. May save you an I/O.
- It has 5 programmable interval timers.
- It has vectored interrupts.
- And it has an 8-bit parallel input port and an 8-bit parallel output port.

LOOK TO THE FUTURE

This new disk controller equips you for the future as well as for now. Not only can you now have very large storage, but the features of the controller and the standard IBM format protect you from early obsolescence.



STORES/FACTORY

This new card and the disk drives are in production and available.

So contact your computer store or the factory today and you can have the power of FORTRAN IV and a large memory right away.

PRICES

Model 4FDC-K Disk Controller kit.....	\$ 395
Model 4FDC-W Disk Controller assembled ...	\$ 595
Model WFD 5" single disk drive assembled ...	\$ 495
Model PFD-K 8" dual disk drive kit	\$1995
Model PFD-W 8" dual disk drive assembled ...	\$2495

Disk drives are complete with power supply, case and cables.

SOFTWARE

Purchasers of Cromemco computers or drives may purchase software on 5" or 8" diskettes as follows:

	5" Diskette Model	8" Diskette Model	Price
FORTRAN IV	FDL-S	FDL-L	\$95
Z-80 Assembler	FDA-S	FDA-L	\$95
16K BASIC	FDB-S	FDB-L	\$95
Dazzler® games	FDG-S	FDG-L	\$95



Cromemco

incorporated

Specialists in computers and peripherals

2400 CHARLESTON RD., MOUNTAIN VIEW, CA 94043 • (415) 964-7400

Foreground

- 6 A PENNY PINCHING ADDRESS STATE ANALYZER
Hardware—Ciarcia
- 35 TAKING THE FIRST STEP
Hardware—Bober
- 42 SIMULATION OF MOTION: Extended Objects, Applications for Boating
Software—Smith
- 52 ADD A \$3 LIGHT PEN VIDEO DISPLAY
Hardware—Webster-Young
- 62 SWEETS FOR KIM
Software—Fylstra
- 114 A MINIFLOPPY INTERFACE
Mass Storage Subsystems—Allen

Background

- 14 CIE NET: Part 1, The Beginnings
Personal Computing Networks—Wilber
- 25 SOME MUSINGS ON BOOLEAN ALGEBRA
Tutorial—Bunce-Schwartz
- 80 PERSONAL COMPUTERS IN A COMMUNICATIONS NETWORK
Systems—Steinwedel
- 84 THE BRAINS OF MEN & MACHINES: How the Brain Controls Outputs
Robotics—Kent
- 162 PROGRAMMING ENTOMOLOGY
Software—McGath
- 168 A SIMPLE DIGITAL FILTER
Hardware—Grappel

Nucleus

- 4 In This BYTE
- 5 About the Cover
- 19 Complete ASCII
- 20 Letters
- 30 Languages Forum: The Case for a "Compiler Interpreter"
APL Character Representations
- 60 Letter from the Publisher
- 93 BYTE's Bugs
- 126 Ask BYTE
- 127 BYTE's Bits
- 129 Clubs, Newsletters
- 134 Languages Forum: Comments on APL Character Generators
Baking Baker
- 159 Languages Forum: Reactions to Previous Comments
- 167 Technical Forum: Measuring Program Size
- 172 Technical Forum: Some Plotting Comments
A Standard for Writing Standards
- 178 New York Notes
- 182, 200 What's New?
- 206 Classified Ads
- 208 BOMB
- 208 Reader Service



PUBLISHER
Virginia Peschke Londner
EDITOR IN CHIEF
Carl T Helmers Jr
PRODUCTION MANAGER
Judith Havey
ADVERTISING DIRECTOR
Debra Boudricau
CIRCULATION MANAGER
Gregory Spitzfaden
EDITORS
Christopher P Morgan
Blaise W Liffick
CO-OP EDITOR
Scott Morrow
PRODUCTION EDITORS
Karen Gregory
Nancy Salmon
ADVERTISING
Noreen Bardsley
PRODUCTION ASSISTANT
Cheryl Hurd
CIRCULATION ASSISTANT
Pamela R Heaslip
DEALER SALES
Ginnie F Boudricau
TRAFFIC MANAGER
Edmond D Kelly Jr
ART
Wai Chiu Li
Dorothy Shamonsky
Ellen Shamonsky
BOOK PUBLISHER
Christopher E Smith
EXECUTIVE SECRETARIES
Jill Callihan
Patricia Clark
Laura A Hanson
RECEPTIONIST
Jacqueline Earnshaw
CLUBS AND NEWSLETTERS
David Wozmak
DRAFTING
Douglas Glen
Stephen Kruse
Lynn Malo
Bill Morello
Dorothy Shamonsky
TYPOGRAPHY
Custom Marketing Resources Inc
Goodway Graphics
PHOTOGRAPHY
Ed Crabtree
PRINTING
Rumford Press
NEW PRODUCTS EDITOR
Daniel Fylstra
ASSOCIATES
Walter Banks
Steve Ciarcia
David Fylstra
Portia Isaacson
BITS INC.
Dennis Bliem
Floyd W Rehling
Jim Trivisano
Ronald Witzke
Jeremy Youst

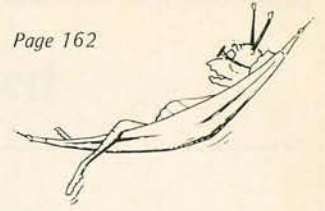
ADVERTISING SALES

EAST COAST, MIDWEST
Hajar Associates Inc
17 Durant St
West Roxbury MA 02132
(617) 325-5380

100 W Chicago Ave
Chicago IL 60610
(312) 337-8008

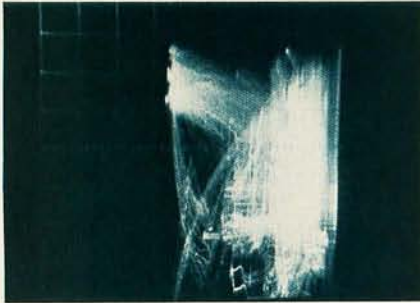
CALIFORNIA
Buckley/Boris Associates Inc
912 South Barrington, Suite 202
Los Angeles CA 90049
(213) 826-4621

BYTE is published monthly by BYTE Publications Inc, 70 Main St, Peterborough NH 03458. Address all mail except subscriptions to above address: phone (603) 924-7217. Address all editorial correspondence to the editor at the above address. Unacceptable manuscripts will be returned if accompanied by sufficient first class postage. Not responsible for lost manuscripts or photos. Opinions expressed by the authors are not necessarily those of BYTE. Address all subscriptions, change of address, Form 3579, and fulfillment complaints to BYTE Subscriptions, PO Box 590, Martinsville NJ 08836. Second class postage paid at Peterborough NH 03458 and at additional mailing offices—USPS Publication No. 102410. Canadian second class registration No. 9321. Subscriptions are \$15 for one year, \$27 for two years, and \$39 for three years in the USA and its possessions. In Canada and Mexico, \$17.50 for one year, \$32 for two years, and \$46.50 for three years. \$25 for a one year subscription by surface mail worldwide. Air delivery to selected areas at additional rates available upon request. \$25 for a one year subscription by air delivery to Europe. Single copy price is \$2.00 in the USA and its possessions, \$2.40 in Canada and Mexico, \$3.50 in Europe, and \$4.00 elsewhere. Foreign subscriptions and sales should be remitted in United States funds. Printed in United States of America. Each separate contribution to this issue and the issue as a collective work copyright © 1978 by BYTE Publications Inc. All rights reserved.



In This BYTE

Page 6



With good reason, many computers these days have no front panel for low level data entry and display. But sometimes a real time pattern "signature" of an executing program can be useful. This month, Steve Ciarcia shows how to build **A Penny Pinching Address State Analyzer** which can be used with an X-Y oscilloscope to monitor the address bus of your computer in real time. If you build this state analyzer, you'll see a unique pattern corresponding to each "steady state" loop of an executing program.

When is a personal computer more than a personal computer? When it is plugged into a network of personal computers for purposes of message transfer via phone lines, sharing of programs, and perhaps even execution of multiple player logical games. In this issue, Mike Wilber begins a three part series of articles on the concept of **CIE Net: A Design for a Network of Community Information Exchanges**.

Page 14

Are you looking for a driver for your model railroad's roundhouse turntable? Perhaps you need some motive power for a robot. For generation of controlled rotary motion, stepper motors as described in Robert E Bober's article **Taking the First Step** are essential. He provides readers with valuable background information on these fascinating mechanical outputs for personal computers.

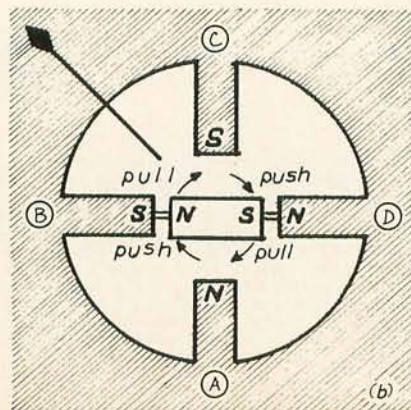
Page 35 →

When is a boat like a raft of bottles? When it is conceptually chopped into many individual buoyancy elements for the purpose of simulating its performance on a choppy water surface?

In this issue Stephen P Smith continues his series of articles on the simulation of motion in personal computers with a discussion of motion of extended objects in **Simulation of Motion, Part 4: Extended Objects, Applications for Boating**. Turn to Stephen's article for more details and a BASIC program which simulates rolling or pitching motions of an arbitrary boat hull cross section. Page 42

Interactive editing is enhanced when a light pen can be used to zero in on a text location. See how to **Add a \$3 Light Pen to Your Video Display** using the combination of hardware and software techniques provided by John Webster and John Young in this issue. Page 52

If you own a KIM-1 computer, here's an answer to the perpetual problem of entering and debugging large programs. Dan Fylstra's article **SWEETS for KIM** shows you how to add a mini text editor and assembler that fits in the KIM's 1 K bytes of programmable memory and still leaves room for your programs. Page 62



In past BYTEs Mike Wilber and Dave Fylstra have suggested the concept of a "Community Information Exchange." Read Jeff's **Personal Computers in a Distributed Communications Network** for a discussion of some of the technological (and political) aspects of such a concept, which is well within reach of our present personal computing hardware and software. Page 80

Last month, we began Ernest W Kent's series of articles on **The Brains of Men and Machines**. The discussion continues this month with the next installment, **How the Brain Controls Output**. Aspiring robotics hackers will find this to be an invaluable background input on the information systems found in nature, which can serve as a source for ideas on new information systems designed by humans. Page 84

The minifloppy has arrived, as many readers probably know, and its popularity is increasing with time. If you'd like to take advantage of its low cost, then read David Allen's **Minifloppy Interface** and try your hand at adding a minifloppy to your system. Page 114

Entomology is the study of bugs. Gary McGath provides some introductory insight into various species of programming bugs, and some general design guidelines to prevent their occurrence in his background article on **Programming Entomology**. Page 162

Have you ever needed to experiment with a circuit and ended up rewiring it again and again? Wouldn't it be nice to have a program that simulated the circuit and could be easily modified to change the parameters? Read Robert Grappel's **A Simple Digital Filter** and find out all about filter simulation on your own computer. Page 168

About the Cover...

The February issue contains two articles on the subject of communications networks for the personal computer user. The idea here is to create a number of noncommercial networking applications based on individual experimenters talking to individual experimenters. One of those articles, by Mike Wilbur (who spends his professional time at Stanford Research Institute), is a hypothetical design specification in several parts for a "Community Information Exchange" network. Mike's article was written as a prelude to work of the PC Net committee headed by Dave Caulkins and including a number of the Homebrew Computer Club members in and around Palo Alto CA.

Using Mike's preliminary design as a model, we asked Robert Tinney to create this fantasy on a theme of Community Information Exchanges. The "Community Information Exchanges" are processing nodes of the CIE network, talking locally with telephone lines and globally via such long distance media as amateur radio (including perhaps satellite links via AMSAT). The "walls" of CIEland represent the boundaries of the protocol of the network: through an appropriate interface the users of the CIE NET protocol can talk to the PC NET protocol through a PC NET "gate," to an ARPA net protocol through an appropriate gate arranged by some friendly local university's computer science department or artificial intelligence laboratory, or to the "X" network where X in the picture is "MUSIC" but could be arbitrary. The CIE as originally envisioned is an amateur and noncommercial group growing out of a common interest in computer to computer communications. It would in some sense serve as a prototype and innovative test bed for what might later become low cost commercial networks in much the same way that numerous amateur radio innovations are now part of the technology of radio communications. . .CH■

Articles Policy

BYTE is continually seeking quality manuscripts written by individuals who are applying personal computer systems, designing such systems, or who have knowledge which will prove useful to our readers. For a more formal description of procedures and requirements, potential authors should send a self-addressed, stamped envelope to BYTE Author's Guide, 70 Main St, Peterborough NH 03458.

Articles which are accepted are purchased with a rate of up to \$50 per magazine page, based on technical quality and suitability for BYTE's readership. Each month, the authors of the two leading articles in the reader poll (BYTE's Ongoing Monitor Box or "BOMB") are presented with bonus checks of \$100 and \$50. Unsolicited materials should be accompanied by full name and address, as well as return postage. ■

Stop Wiggle
Jitter
Roll
Bounds
Snow 50%
And "Doodle"
all the day...

WITH THE NEW AND IMPROVED VB-1B VIDEO INTERFACE BOARD

YOURS
FOR ONLY
\$149.95

Now, the first complete software oriented video system (the VB-1B) is even more versatile. The newly improved VB-1B Video Interface Board gives you 128 possible characters to play with. Graphics galore. Horizontal and vertical oscillators that operate within 1.6% of actual TV standards to get rid of wiggle, rolling and jitters. The VB-1B cuts snow by up to 50% and provides 8% left and right margins. And we'll give you a "Doodle" program so you can play around with graphic shapes on your own screen. Easy connection and adjustments . . . with the new VB-1B. Available—along with all our other S-100 bus compatible products—either from your local computer store or from us directly.



cybercomm

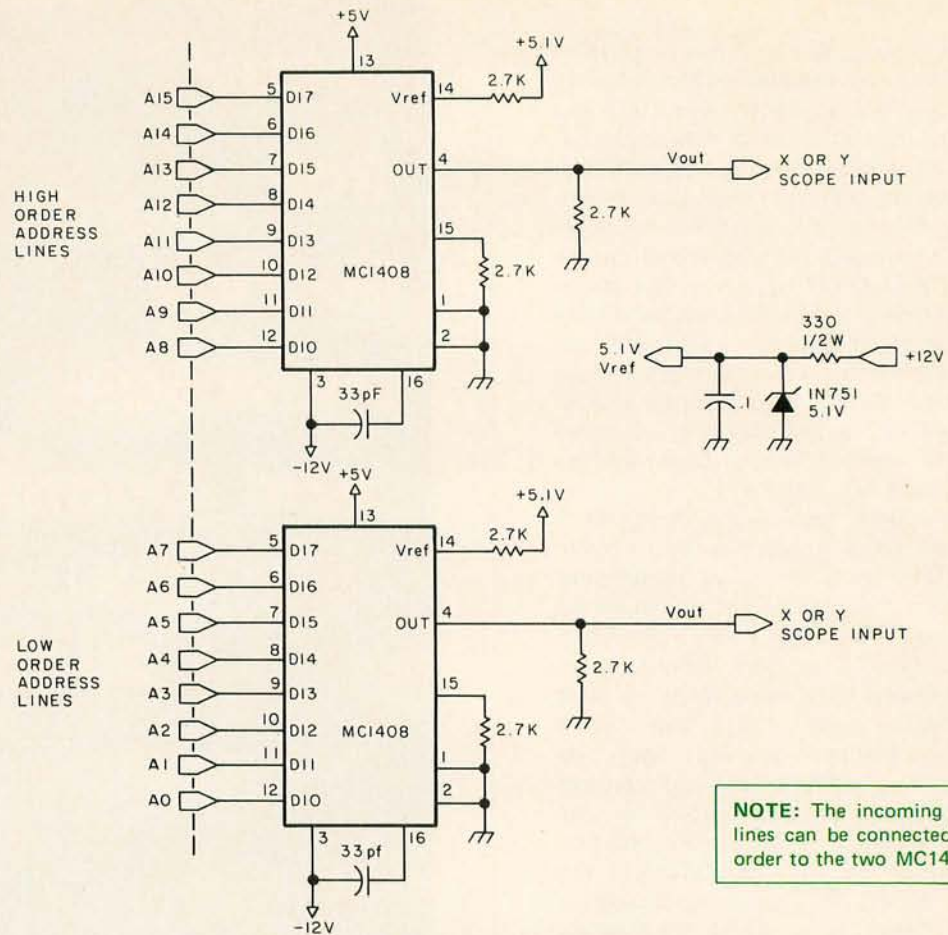
A Division of Solid State Music

We're the blue boards.

2102A Walsh Avenue
Santa Clara, CA 95050

Telephone (408) 246-2707

Circle 107 on inquiry card.



NOTE: The incoming address lines can be connected in any order to the two MC1408s.

ALL RESISTORS ARE 1/4W 5% UNLESS OTHERWISE SPECIFIED.
ALL CAPACITORS ARE 100V CERAMIC UNLESS OTHERWISE SPECIFIED.

Figure 1: A 256 by 256 point address state analyzer that displays dynamic fluctuations of a computer's 16 bit memory address bus. Two 8 bit digital to analog converters drive the horizontal and vertical inputs of an oscilloscope with the analog equivalent of the eight high order and eight low order address lines. The display gives a visual "signature" of the computer in action. Accessing of unexpected memory locations which distort this "signature" becomes instantly visible for troubleshooting purposes.

A Penny Pinching Address State Analyzer

Steve Ciarcia
POB 582
Glastonbury CT 06033

Three years ago I got my first home microcomputer, a Scelbi 8H. This was before the advent of widespread interest in personal computers and it was naturally based upon the Intel 8008 processor. Back then I was satisfied with the tedious task of hand toggling a program into the computer and watching the front panel memory address and data buffer lights twinkle, signifying that the program was executing something. After that I bought more memory which consisted of 2102s. That gave me enough space to write only the simplest of monitor programs, again using the front panel as the display medium. At the end of its evolution, my 8008 did have

a rudimentary video display and 300 bps cassette interface; but, if there was one major physical characteristic of the first generation home computers, it was the predominance of the front panel display and data entry switches. The concept of the integrated home computer "system" was yet to be seen. A computer required display and data entry switches if it was to be powered up and exercised. Additional IO devices such as video displays and keyboards were luxuries.

Well, it was inevitable. The prices of components have dropped drastically in the past few years and the experimenter now thinks in terms of a home computer

Introducing Micro-2 from Digital Systems

You might find or put together another computer system with the same capability as Digital Systems' new Micro-2. But it would probably cost you a lot more than \$5,000. At \$4,995 the Micro-2 is a completely assembled, compact, high-performance microcomputer system with Shugart dual-drive, double density floppy disks. Its single computer board includes a Z-80 CPU, 32K of RAM, four RS-232 serial interfaces, 16 bits of parallel I/O, and a real-time clock. And on the same board you have the option of 64K of RAM.

The single disk controller board

uses either the standard IBM 3740 format or a double density format of 571K bytes per diskette. Optional double-sided drives increase storage to 2.3 Megabytes. And since the controller can support another two drives, the storage capacity of the Micro-2 can be increased even more.

The simple bus and two-board design of the Micro-2 means greater inherent system reliability. A short cable interconnects the computer and controller boards, providing a high-speed DMA interface. On the computer board there's access to the internal bus connector and a wire-wrap area for custom logic.

With the Micro-2, you get the comprehensive CP/M disk oper-

ating system, disk BASIC, and complete hardware diagnostics. (For the past three years CP/M has been field-proven in other Digital Systems' hardware.) What's more, extensive accounting software packages and high-level languages, such as CBASIC and FORTRAN, are available.

So if you're interested in a low-cost, high performance microcomputer system, you can begin and end with the Micro-2. Write or call us today about the new Micro-2 or our other disk-based systems. OEM and dealer discounts are available.

Digital Systems, 6017 Margarido Drive, Oakland, California 94618; (415) 428-0950.



The Computer System That Begins Where Others End.



Photo 1: The author's computer system, showing the address state analyzer in operation with a BASIC program (see oscilloscope in center of picture). The program is printing an integer sequence of ASCII characters on the display to the right using the function CHR\$(X). On the left is a 50 K byte Digital Group Z-80 system.

system incorporating a processor, cassette interface, read only memory systems software, keyboard and video display. Fewer and fewer microcomputers have front panels that display memory lines or data buffers. The memory address in addition to the contents of all other pertinent processor registers is now usually available through a monitor program command. The cost effectiveness of the front panel lights and toggle switches has diminished to the vanishing point.

I would never advocate a return to front

panels, by any means. But recall how many times you have checked the rhythmic pulsations of particular lights to assure yourself that your program was executing correctly. Or, how many times have you recognized that the program had obviously vectored off into the unknown by the graphical representation of the 16 address bus lights? Adding 16 lamps on the memory address lines can be done on any microcomputer, and this would give us some indication of what the program is doing. But the LEDs are truly readable only when the processor is in a hold state, halted, or otherwise not changing the memory address. The chances of obtaining a recognizable visual pattern on the LEDs are small when running programs written in languages like BASIC that jump around in memory as they interpret each statement. And with LEDs there are only 16 graphical elements; this gives poor resolution.

A \$15 Video Analyzer

There is another way to watch the internal program sequence that far exceeds a 16 bit lamp display: a 256 by 256 point analyzer that displays the dynamic fluctuations of the 16 bit memory address bus. This gadget can be added using only two integrated circuits and any X-Y oscilloscope with sufficient bandwidth. The result is a graphical presentation of the computer in action. It is not graphics in the classic sense: no pictures can be drawn, and alphanumeric capability is nonexistent. It is instead a point plot of the memory address states, dynamically changing during the execution of a program.

The 6800, 8080, Z-80, 6502 and other processors all have 16 bit address buses. They directly address 64 K bytes of memory (ie: there are 65,536 possible address combinations). The address bus can be divided into eight bits of high order address and eight bits of low order address.

If either of these address portions is attached to the eight input lines of a pair of digital to analog converters, two unique analog voltage values are produced for each address location. The two voltage outputs, *one for high address and one for low address*, can then be attached to the vertical and horizontal inputs of an oscilloscope. The result is a fascinating animated display of a computer in action.

Constructing the State Analyzer

It isn't often that I can outline a design in which layout, physical components, absolute voltages, input and output polarities, or input attachments are so flexible. This 2 chip circuit can be hooked up any way you

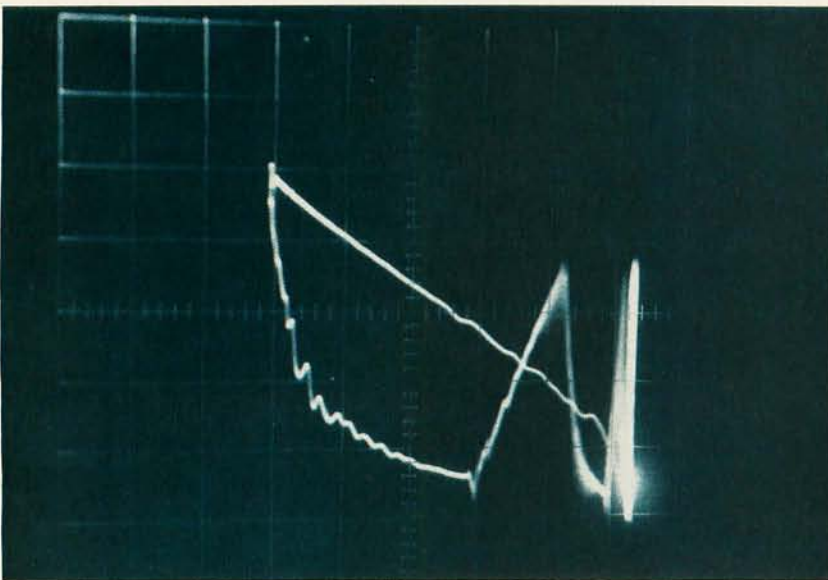



Photo 2: A close-up of the penny pinching address state analyzer display showing the result of a power on reset in the computer. Execution begins in the 256 byte EROM bootstrap program; the program continually vectors to the cassette input port 001 (thin excursion line to the upper left in the photo) to see if data is present.

Workhorse or Horseplay?



Software systems from TSC are designed for tough business and industrial uses on the job or just plain fun off the job. Whether you are looking for a system to be used primarily in a working situation or a system for the home, look into TSC software.

Assembly Language Programs (Include Source Listings)

SL68-29	6800 Text Processing System*	\$32.00
SL68-24	6800 Text Editing System*	\$23.50
SL68-26	6800 Mnemonic Assembler*	\$23.50
SL68-19	6800 Micro BASIC Plus*	\$15.95
SL80-9	8080 Space Voyage	\$12.00
SL68-5	6800 Space Voyage*	\$12.00
SL68-27	6800 Disassembler	\$ 9.00
SL68-28	6800 Program Relocator	\$ 8.00
PD80-2	8080 Game Package II	\$14.00
SL80-8	8080 Blackjack	\$ 6.50
MUB-68	Multi-User System—Write for details	

*Kansas City Standard object code cassette tape available for an additional \$6.95.

Paper tapes available for some programs. Send 25¢ for complete catalog.



**TECHNICAL SYSTEMS
CONSULTANTS, INC.**
BOX 2574 W. LAFAYETTE INDIANA 47906
317-742-7509

SPECIALISTS IN SOFTWARE & HARDWARE FOR INDUSTRY & THE HOBBYIST

Program-of-the-Month Club™

One year membership for \$2.00. Discounts offered with no obligations.

To Order: Include 3% postage, \$1.00 handling, on orders under \$10.00, and Indiana residents add 4% sales tax. Check your dealer!

TSC Monthly Feature:

8080 Text Editing System

At Last! An 8080 version of the famous TSC 6800 Text Editing System.

Written in assembly language, approximately 5k is required allowing local, global, content, character and line operations. For example, with one command you can change the second occurrence of the string "12345" in the next 35 lines to the string "XYZ".

Included are Tabs, Overlay, block Move and Copy, Header, Append and Zones. This Editor is actually better than many large scale computer Editors! Source listing included.

SL80-10 8080 Text Editing System \$28.50
PT80-3 Optional Paper Tape \$ 9.00

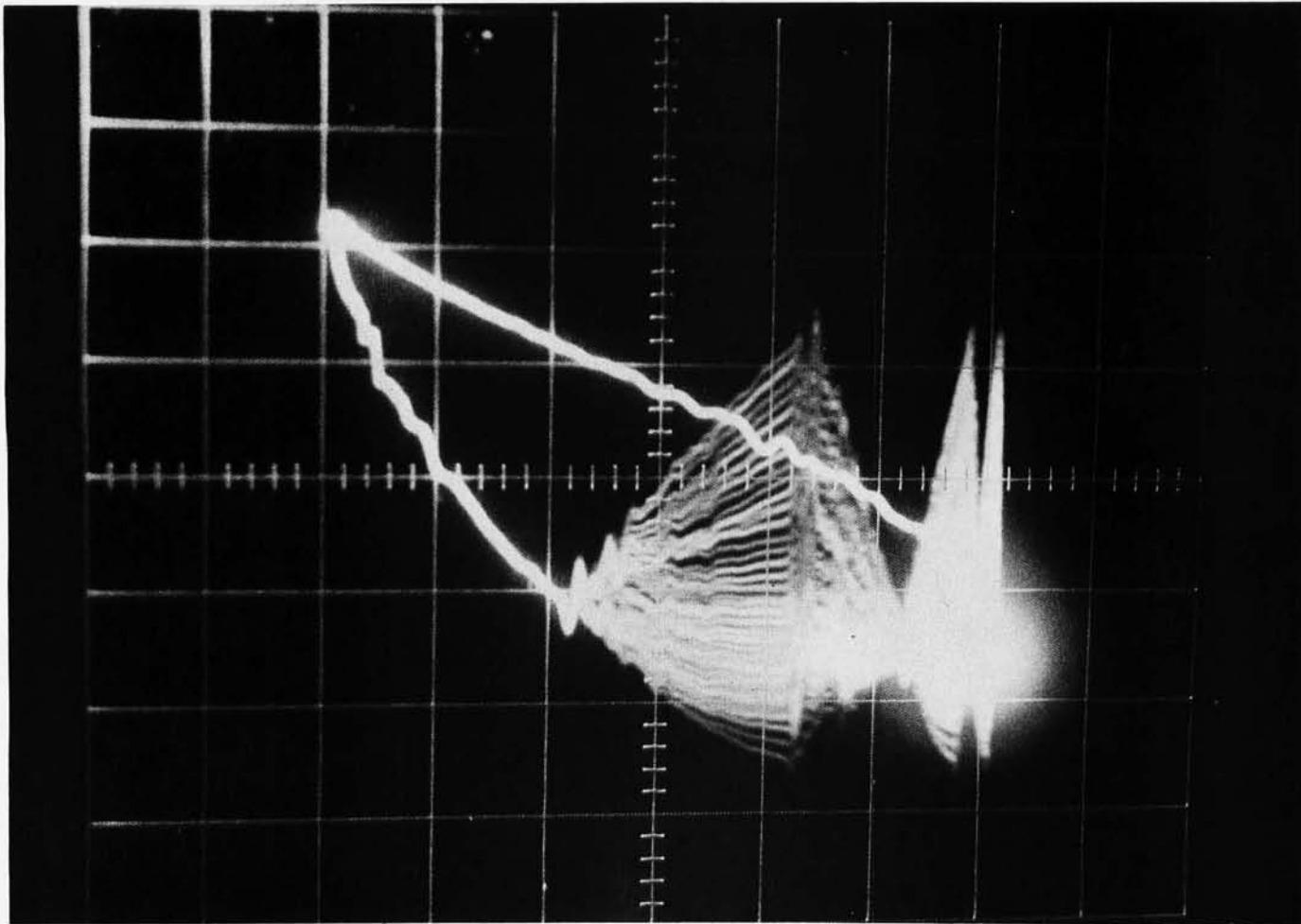


Photo 3: Effect of a carriage return while executing TDL 12 K BASIC. The long streamer shows the program's reference to the input port of the keyboard.

want it. You can mix the address bits between the two digital to analog converters. If you separate the address bytes as I have and attach one byte to each converter, the display tends to dwell in a narrow region along a vertical line.

The 8 bit digital to analog converter I have chosen is the Motorola MC1408. The L6, L7 or L8 version can be used since absolute accuracy is not important. What is being produced is a system signature unique to your system and your programming. Figure 1 illustrates the schematic of the circuit as I attached it to my computer address lines. For a more complete description of how the MC1408 works, see my previous article "Control the World" in September 1977 BYTE, page 30.

Evaluating the Results

The oscilloscope traces in photos 1, 2, 3 and 4 are particular to my system and software only; but similar, though not exact versions, should be produced on other systems. As diagrammed in the

schematic, I have used the high order address lines to drive the X axis and the low order address lines to drive the Y axis. Another peculiarity of my system is a logically inverted address bus. The result is that the display moves in the opposite direction from what one might expect. The higher the address, the lower the output voltage. Again, as I stated earlier, human pattern recognition, not methodology, is important.


After attaching this video drive to an oscilloscope, turn on the power. In my case the pattern displayed (as in photo 2) illustrates that the computer is operating in the region of memory occupied by the monitor software; it regularly vectors to another address, that of the cassette input (the 8 bit low order memory address lines of the Z-80 or 8080 are also used to address input and output ports) at port 001. Later, when running BASIC, repeated addressing of keyboard input port 000 can be recognized as in photo 3 taken after TDL 12 K BASIC was loaded.

One of the programs which best illustrates this new visual dimension of the

TARBELL SETS STANDARDS

For Hobbyists and Systems Developers

Sales to thousands of hobbyists over the past two years have proven the Tarbell Cassette Interface to be a microcomputer industry standard. Tarbell Electronics continues research and development to produce new and efficient components to fill hobbyists' changing needs.




TARBELL CASSETTE INTERFACE

- Plugs directly into your IMSAI or ALTAIR*
- Fastest transfer rate: 187 (standard) to 540 bytes/second
- Extremely Reliable—Phase encoded (self-clocking)
- 4 Extra Status Lines, 4 Extra Control Lines
- 37-page manual included
- Device Code Selectable by DIP-switch
- Capable of Generating Kansas City tapes also
- No modification required on audio cassette recorder
- Complete kit \$120, Assembled \$175, Manual \$4

TARBELL FLOPPY DISC INTERFACE

- Plugs directly into your IMSAI or ALTAIR* and handles up to 4 standard single drives in daisy-chain.
- Operates at standard 250K bits per second on normal disc format capacity of 243K bytes.
- Works with modified CP/M Operating System and BASIC-E Compiler.
- Hardware includes 4 extra IC slots, built-in phantom bootstrap and on-board crystal clock. Uses WD 1771 LSI Chip.
- 6-month warranty and extensive documentation.
- PRICE:
Kit \$190 Assembled \$265




Compatible Disc Drives

Ask about our disc drives priced as low as \$525.

TARBELL PROTOTYPE BOARD

Model 1010



- Gold plated edge pins
- Takes 33 14-pin ICs or
- Mix 40-pin, 18-pin, 16-pin and 14-pin ICs
- Location for 5 volt regulator
- Suitable for solder and wire wrap
- ALTAIR/IMSAI compatible
- Price: \$28.00

For fast, off the shelf delivery, all Tarbell Electronics products may be purchased from computer store dealers across the country. Or write Tarbell Electronics direct for complete information.

*ALTAIR is a trademark/tradename of MITS, Inc.

Tarbell
Electronics

20620 South Leapwood Avenue, Suite P
Carson, California 90746
(213) 538-4251





Photo 4: A complex bus addressing pattern during the execution of a BASIC program.

computer is a basic memory test program as it scans through memory. Dynamically varying displays such as these are very difficult to photograph and would appear as blurs. The photos I have included are those of programs with addressing sufficiently repetitive so that the pattern appears stable (see photo 4).

There is one particular instance that proved the worth of the address state analyzer on my system. I had received and was in the process of checking out the TDL 12 K Super BASIC software package distributed by Micro COM for the Digital Group Z-80 system, and was having trouble getting the software to execute in 26 K of memory. Rather than call the company and complain of a possible bad tape, I turned on the address state analyzer and loaded the tape. I could see the computer cycling through the cassette input section of the monitor and depositing it in increasingly higher portions of memory. At its conclusion, the words "Highest Memory" appeared on the screen. I promptly typed in 26000 and hit a carriage

return. The computer took off and started doing a scan across memory in a pattern similar to that of a memory test program. Following this, the computer went into visible convulsions (or the electronic equivalent) on the oscilloscope and never returned to the display. I loaded the program once again and this time answered the question with 20000. The result was an introductory blurb indicating that BASIC was fully operational. A quick scan of the 2 K bytes of memory on the processor board verified that they were wired for something other than 24 K to 26 K. The address state analyzer (in which I now had considerably more faith) told the complete story. After replying to the "Highest Memory," the program apparently scanned memory and tried to verify that the typed input was indeed plausible. In a false case it got hung up. Resetting the memory bank decoding circuit for 24 K to 26 K, of course, solved the problem.

Next month: "Programming EROMs with BASIC." ■



INTRODUCING SCELBI's 8080 STANDARD EDITOR

Here, at last, is an efficient way to edit text when preparing program source listings or other text material. You'll need an 8080 computer, with a minimum of 2K memory (of which at least 1K should be RAM); a text input device, like a keyboard; and a display/text output device.

OPTIONAL HARDWARE

Additional memory beyond 2K allows expanded text buffer storage area. Recommend 4K-8K for practical applications. Bulk storage I/O devices allow text to be saved for future use/modification.

SOFTWARE REQUIRED

User provided I/O driver routines for whatever I/O devices will be utilized. Each I/O device is linked to the program by a single vector for ease in adapting the program to individual systems.

MEMORY UTILIZED

The assembled listing provided in the manual resides in pages 01 through 05 (hexadecimal which is 001 through 005 octal). Pages 00, part of 05, and all of 06 (hexadecimal-000, part of 005 and all of 006 octal) are left available for user provided I/O routines. Pages 07 (hexadecimal-007 octal) through available memory used for text buffer.

OPTIONAL PAPER TAPE NOW AVAILABLE



An optional object code on punched paper tape is available. Specify 8080ED-OPT, \$6.00. And you can order optional commented source listing on paper tape too. Specify 8080ED-SPT, \$20.00.

MNEMONICS UTILIZED

This program is written in 8080 machine language standard industry accepted mnemonics for the 8080 CPU (such as MOV A, B; INX H; CALL; etc.) (Note: SCELBI is discontinuing its use of special 8080 compatible mnemonics which have characterized its 8080 programs in the past.)

PROGRAM OPERATION

This is a standard line-oriented text editing program intended for use in the creation of source listings and similar text manipulations. The program operates in two modes; the Text Entry mode for entering text into the text buffer and the Command mode used to specify operator directives. Information in the text buffer may be manipulated using the Command directives and the contents of the text buffer transferred to an external storage device or filled from an external storage device.

PROGRAM COMMANDS

APPEND (A) text to the text buffer; CHANGE (C) text; DELETE (D) text; INSERT (I) text; LIST (L) text; character SEARCH (S); READ (R) from or WRITE (W) to an external storage device; CLEAR text buffer; plus single character deletion, tab (spacing), and various character search directives.

DOCUMENTATION

In the famous SCELBI tradition. The program manual describes the

operation of the editor, presents detailed discussions of all major routines with flow charts, contains two completely assembled listings (one with addresses and object code in hexadecimal notation and one in octal notation), and of course includes operating instructions and tips on enhancing the program if desired.

SPECIAL FEATURES

Because the program has been carefully organized and written with all memory references assigned labels, it may be readily reassembled to reside in any general area in memory. This program may even be assembled to reside in just 1K of ROM provided that some RAM area is available for scratch pad and text buffer use!

OPTIONS

A punched paper tape of the object code for this editor (as described in the documentation) is available. The object code tape is provided in the widely accepted "hexadecimal format." Also, the complete, commented source listing of the program as presented in the documentation is available in straight ASCII format on punched paper tape. Fan-fold paper tapes are provided for ease in handling. Additionally, opaque paper tape is supplied to facilitate the use of low cost optical paper tape readers now in widespread use. NOTE: Paper tapes are sold only as optional supplements to the documentation.

ORDER YOUR COPY TODAY...\$12⁹⁵



**SCELBI COMPUTER
CONSULTING INC.**

Post Office Box 133 PP STN
Milford, CT 06460

Price shown for North American customers. Master Charge, Postal and Bank Money Orders preferred. Personal checks delay shipping up to 4 weeks. Pricing, specifications, availability subject to change without notice. SCELBI Books are available in many fine Computer Stores. **IMPORTANT!** Include 75¢ postage/handling for each item delivered by U.S. Mail Book Rate; or \$2 for each item shipped First Class or via UPS.

About the Author:

Mike Wilber is a member of the technical staff at SRI International in Menlo Park CA. He has been actively working on the concept and definition of the Community Information Exchange for more than two years, and has a history of work at the frontiers of computer science in areas including network design and artificial intelligence.

CIE Net:

Mike Wilber
920 Dennis Dr
Palo Alto CA 94303

A Design for a Network of Community Information Exchanges

Part 1: The Beginnings

The need for a personal computer telecommunications network is rapidly becoming inescapable.

Motivation and Background: Why Build a Network?

A good, cheap and practical telecommunication network can be extremely useful to the personal information processing community. It can provide a means by which people exchange programs and files of data. For example, a respectable dictionary can be built by 1000 people who each contribute 20 words. Just as important, a good telecommunication facility can help people talk to one another, for instance, to advertise the presence of a good data file, or to explain just when one technique is superior to another. These considerations and others are explored in more detail in an earlier BYTE article. (See "Homebrewery vs the Software Priesthood," by Wilber and Fylstra, October 1976 BYTE, page 90.)

The need for a personal computer telecommunication network is rapidly becoming inescapable. Now that personal computers are economically feasible, manufacturers are selling cheap reliable systems in astounding quantities to personal users of information processing, each of whom stands to gain from freely shared interactive experience. Already, hobbyist clubs and other, more primitive, information exchanges have sprung up to fill the void. Telecommunica-

tion can greatly facilitate the free exchange of ideas and data that currently take place on a limited but increasing scale.

How This Effort Got Started

In response to this need, I designed a network for presentation at the First West Coast Computer Faire in April of 1977. That work was unfinished as the Faire proceedings press deadline loomed, so I wrote up the design considerations for publication there. Since then, I have finished the design, of which the main part of this series of articles is a detailed exposition.

I was not alone in feeling this need and responding to it with action. After the Faire, Dave Caulkins organized a group to design and implement a personal computer network; this group has thus taken PCNET as its name. The PCNET committee started from many of the premises I feel are important, but it has identified a slightly different set of problems, and it has solved almost every one of them differently, and so it is developing a design that differs considerably from mine in its details.

The PCNET design was rapidly developing at the press deadline for this article and is thus not detailed here. Its broader aspects

Continued on page 138

The Ultimate Turn-on



On/off control everywhere— by computer over the AC wiring

Now it's simple and economical to control AC devices remotely from an S-100 or Apple II computer. Mountain Hardware's new Introl™ system delivers on/off commands over the existing AC lines — so you don't have to string a foot of wire!

Control at any AC outlet. The Introl system impresses a code-modulated 50 KHz control signal on the house wiring. Then decodes the signal at any outlet to switch AC devices on and off. You can control lights, refrigerators, TVs, solenoid valves, sprinklers, burglar alarms — and many other things we leave to your fertile imagination. With the addition of input sensors to your computer system, you can automatically control variables such as temperature and soil moisture.

Here's how it works. You plug in a single AC Controller board at the computer bus and connect the AC Interface Adapter to any convenient 115 VAC outlet. The AC Controller is now connected to address as many as 64 channels remotely. But it's completely isolated

from the 115v power, so there's no chance of short or shock.

At any outlet where you seek control, plug in a Dual Channel AC Remote. Then plug one or two devices to be controlled into the box. Every AC remote has two independent 500 watt channels. When commanded by the computer, the Dual Channel AC Remote turns the devices on and off independently. When polled by the computer, the Dual Channel AC Remote sends a signal back, telling the computer the status of each device. Bidirectional communication provides error free operation.

Simple programming. You write your control program in BASIC or Assembler language. Software sub-routines for the control programs come with the equipment — along with complete documentation. If you have an S-100 computer, you can program on/off commands at any day and time using our optional 100,000 day Calendar/Clock Board. A self contained power source assures fail safe operation.

Modest prices. The AC Controller, for both the S-100 and Apple II computers, costs \$149 in kit form or \$189 completely assembled and tested. Each Dual Channel AC Remote costs \$99 as a kit or \$149 assembled and tested. Thus, a fully operative system in kit form can be yours for as little as \$248.

The Calendar/Clock Board for S-100's costs \$179 in kit form, \$219 assembled and tested.

All prices are f.o.b. Ben Lomond, CA. Prices are USA Domestic. California residents add 6% sales tax.

Where to find it. The Introl system can now be found at computer shops throughout the U.S. and Canada. Drop by and ask for a demonstration. Mountain Hardware, Inc., may be reached at Box 1133, Ben Lomond, CA 95005. Phone (408) 336-2495.



Mountain Hardware

Introducing Apple II.™



The home computer that's ready to work, play and grow with you.

Clear the kitchen table. Bring in the color T.V. Plug in your new Apple II* and connect any standard cassette recorder/player. Now you're ready for an evening of discovery in the new world of personal computers.

Only Apple II makes it that easy. It's a complete, ready to use computer—not a kit. At \$1298, it includes features you won't find on other personal computers costing twice as much.



Features such as video graphics in 15 colors. And a built-in memory capacity of 8K bytes ROM and 4K bytes RAM—with room for lots more. But you don't even need to know a RAM from a ROM to use and enjoy Apple II. It's the first personal computer with a fast version of BASIC—the English-like programming language—permanently built in. That means you can begin running your Apple II the first evening, entering your own instructions and watching them work, even if you've had no previous computer experience.

The familiar typewriter-style keyboard makes communication easy. And your programs and data can be stored on (and retrieved from) audio cassettes, using the built-in cassette interface, so you can swap with other Apple II users. This and other peripherals—optional equipment on most personal computers, at hundreds of dollars extra cost—are *built into* Apple II. And it's designed to keep up with changing technology, to expand easily whenever you need it to.

As an educational tool, Apple II is a sound investment. You can program it to tutor your children in most any subject, such as spelling,

history or math. But the biggest benefit—no matter *how* you use Apple II—is that you and your family increase your familiarity with the computer itself. The more you experiment with it, the more you discover about its potential.

Start by playing PONG. Then invent your own games using the input keyboard, game paddles and built-in speaker. As you experiment you'll acquire new programming skills which will open up new ways to use your Apple II. You'll learn to "paint" dazzling color displays using the unique color graphics commands in Apple BASIC, and write programs to create beautiful kaleidoscopic designs.

As you master Apple BASIC, you'll be able to organize, index and store data on household finances, income tax, recipes, and record collections. You can learn to chart your biorhythms, balance your checking account, even control your home environment. Apple II will go as far as your imagination can take it.

Best of all, Apple II is designed to grow with you. As your skill and experience with computing increase, you may want to add new Apple peripherals. For example, a refined, more sophisticated BASIC language is being developed for advanced scientific and

mathematical applications. And in addition to the built-in audio, video and game interfaces, there's room for eight plug-in



options such as a prototyping board for experimenting with interfaces to other equipment; a serial board for connecting teletype, printer and other terminals; a parallel interface for communicating with a printer or another computer; an EPROM board for storing programs permanently; and a modem board communications interface, or a floppy disk interface with software and complete operating system. And there are many more options to come, because Apple II was designed from the beginning to accommodate increased power and capability as your requirements change.

If you'd like to see for yourself how easy it is to use and enjoy Apple II, visit your local dealer for a demonstration and a copy of our detailed brochure. Or write Apple

Apple II™ is a completely self-contained computer system with BASIC in ROM, color graphics, ASCII keyboard, lightweight, efficient switching power supply and molded case. It is supplied with BASIC in ROM, up to 48K bytes of RAM, and with cassette tape, video and game I/O interfaces built-in. Also included are two game paddles and a demonstration cassette.

SPECIFICATIONS


- **Microprocessor:** 6502 (1 MHz).
- **Video Display:** Memory mapped, 5 modes—all Software-selectable:
 - Text—40 characters/line, 24 lines upper case.
 - Color graphics—40h x 48v, 15 colors
 - High-resolution graphics—280h x 192v; black, white, violet, green (16K RAM minimum required)
 - Both graphics modes can be selected to include 4 lines of text at the bottom of the display area.
 - Completely transparent memory access. All color generation done digitally.
- **Memory:** up to 48K bytes on-board RAM (4K supplied)
 - Uses either 4K or new 16K dynamic memory chips
 - Up to 12K ROM (8K supplied)
- **Software**
 - Fast extended Integer BASIC in ROM with color graphics commands
 - Extensive monitor in ROM
- **I/O**
 - 1500 bps cassette interface
 - 8-slot motherboard
 - Apple game I/O connector
 - ASCII keyboard port
 - Speaker
 - Composite video output

Apple II is also available in board-only form for the do-it-yourself hobbyist. Has all of the features of the Apple II system, but does not include case, keyboard, power supply or game paddles. \$798.

PONG is a trademark of Atari Inc.

*Apple II plugs into any standard TV using an inexpensive modulator (not supplied).

Computer Inc., 20863 Stevens Creek Blvd., Cupertino, California 95014.



apple computer inc.™

Complete ASCII

128 CHARACTER ASCII TABLE

David M Ciemiewicz
533 N Holly St
Elizabethtown PA 17022

Most of the time when you see a magazine article that requires an ASCII table, the table accompanying the article is either incomplete or is in a numeric system that you cannot use without converting it.

The table I have devised is complete 128 character ASCII. Each character is accompanied by its binary, octal, decimal and hexadecimal equivalent.

This table has proven invaluable to me, as I am sure it will to you. ■

Character	Binary	Bit 7 to Bit 0	Octal	Decimal	Hexadecimal	Character	Binary	Bit 7 to Bit 0	Octal	Decimal	Hexadecimal
a	01100001	141	097	61		p	01110000	160	112	70	
b	01100010	142	098	62		q	01110001	161	113	71	
c	01100011	143	099	63		r	01110010	162	114	72	
d	01100100	144	100	64		s	01110011	163	115	73	
e	01100101	145	101	65		t	01110100	164	116	74	
f	01100110	146	102	66		u	01110101	165	117	75	
g	01100111	147	103	67		v	01110110	166	118	76	
h	01101000	150	104	68		w	01110111	167	119	77	
i	01101001	151	105	69		x	01111000	170	120	78	
j	01101010	152	106	6A		y	01111001	171	121	79	
k	01101011	153	107	6B		z	01111010	172	122	7A	
l	01101100	154	108	6C		{	01111011	173	123	7B	
m	01101101	155	109	6D			01111100	174	124	7C	
n	01101110	156	110	6E		}	01111101	175	125	7D	
o	01101111	157	111	6F		~	01111110	176	126	7E	
						DEL	01111111	177	127	7F	


Character	Binary	Bit 7 to Bit 0	Octal	Decimal	Hexadecimal	Character	Binary	Bit 7 to Bit 0	Octal	Decimal	Hexadecimal
NUL	00000000	000	000	00		0	00110000	060	048	30	
SOH	00000001	001	001	01		1	00110001	061	049	31	
STX	00000010	002	002	02		2	00110010	062	050	32	
ETX	00000011	003	003	03		3	00110011	063	051	33	
EOT	00000100	004	004	04		4	00110100	064	052	34	
ENQ	00000101	005	005	05		5	00110101	065	053	35	
ACK	00000110	006	006	06		6	00110110	066	054	36	
BEL	00000111	007	007	07		7	00110111	067	055	37	
BS	00001000	010	008	08		8	00111000	070	056	38	
HT	00001001	011	009	09		9	00111001	071	057	39	
LF	00001010	012	010	0A		:	00111010	072	058	3A	
VT	00001011	013	011	0B		;	00111011	073	059	3B	
FF	00001100	014	012	0C		<	00111100	074	060	3C	
CR	00001101	015	013	0D		=	00111101	075	061	3D	
SO	00001110	016	014	0E		>	00111110	076	062	3E	
SI	00001111	017	015	0F		?	00111111	077	063	3F	
DLE	00010000	020	016	10		@	01000000	100	064	40	
DC1	00010001	021	017	11		A	01000001	101	065	41	
DC2	00010010	022	018	12		B	01000010	102	066	42	
DC3	00010011	023	019	13		C	01000011	103	067	43	
DC4	00010100	024	020	14		D	01000100	104	068	44	
NAK	00010101	025	021	15		E	01000101	105	069	45	
SYN	00010110	026	022	16		F	01000110	106	070	46	
ETB	00010111	027	023	17		G	01000111	107	071	47	
CAN	00011000	030	024	18		H	01001000	110	072	48	
EM	00011001	031	025	19		I	01001001	111	073	49	
SUB	00011010	032	026	1A		J	01001010	112	074	4A	
ESC	00011011	033	027	1B		K	01001011	113	075	4B	
FS	00011100	034	028	1C		L	01001100	114	076	4C	
GS	00011101	035	029	1D		M	01001101	115	077	4D	
RS	00011110	036	030	1E		N	01001110	116	078	4E	
US	00011111	037	031	1F		O	01001111	117	079	4F	
SP	00100000	040	032	20		P	01010000	120	080	50	
!	00100001	041	033	21		Q	01010001	121	081	51	
"	00100010	042	034	22		R	01010010	122	082	52	
#	00100011	043	035	23		S	01010011	123	083	53	
\$	00100100	044	036	24		T	01010100	124	084	54	
%	00100101	045	037	25		U	01010101	125	085	55	
&	00100110	046	038	26		V	01010110	126	086	56	
'	00100111	047	039	27		W	01010111	127	087	57	
(00101000	050	040	28		X	01011000	130	088	58	
)	00101001	051	041	29		Y	01011001	131	089	59	
*	00101010	052	042	2A		Z	01011010	132	090	5A	
+	00101011	053	043	2B		[01011011	133	091	5B	
,	00101100	054	044	2C		\	01011100	134	092	5C	
-	00101101	055	045	2D]	01011101	135	093	5D	
.	00101110	056	046	2E		^	01011110	136	094	5E	
/	00101111	057	047	2F		_	01011111	137	095	5F	

Note: The bit 7 in the binary column is sometimes a 1 or is sometimes used as a parity bit.

Abbreviations for Control Characters:

NUL — null, or all zeros	DC1 — device control 1
SOH — start of heading	DC2 — device control 2
STX — start of text	DC3 — device control 3
ETX — end of text	DC4 — device control 4
EOT — end of transmission	NAK — negative acknowledgment
ENQ — enquiry	SYN — synchronous idle
ACK — acknowledge	ETB — end of transmission block
BEL — bell	CAN — cancel
BS — backspace	EM — end of medium
HT — horizontal tabulation	SUB — substitute
LF — line feed	ESC — escape
VT — vertical tabulation	FS — file separator
FF — form feed	GS — group separator
CR — carriage return	RS — record separator
SO — shift out	US — unit separator
SI — shift in	SP — space
DLE — data link escape	DEL — delete

COMPLETE ONLY \$5145



1 MAN/PAK HORIZON-2 COMPUTER

- Z80 CPU
- 32K Memory with Parity Option
- 12 Slot Motherboard
- Parallel & Serial Interfaces
- 6 100 Pin Edge Connectors
- Dual Floppy (180,000 Bytes)
- Enhanced DOS/Basic


COMPUTER 1·2·3 SYSTEM

2 HAZELTINE 1500 VIDEO TERMINAL

- Programmable Brightness Levels
- Automatic Repeat on all Keys
- 24x80 Display on 12" screen
- Non-Glare/High Legibility
- Upper/Lower Case
- Reversible Video
- Audible Alarm



ASSEMBLED READY-TO-GO!



3 CENTRONICS 779 SERIAL PRINTER

- Excellent Print Quality
- Tractor Feed
- Print Speed: 21-130 lpm
- Max. Print Width 8"
- 80 or 132 char/line

PLUS ■ DOS with I/O Drivers for
HAZELTINE & CENTRONICS

■ All Cables

FREE 10 Diskettes

OPERATIONAL IN SECONDS:

- A** Connect Cables **B** Insert DOS Diskette **C** Hit Reset

SAVE TIME, ENERGY & MONEY!

Components purchased separately cost \$5693.
Now for a limited time only — send \$5145 to:

MANCHESTER EQUIPMENT CO., Inc.

120 Bethpage Rd. ■ Hicksville, N.Y. 11801
or CALL COLLECT: (516) 433-0613

Gentlemen:

Please rush me my Complete Computer System.
Enclosed is \$5145 Check M.O. Master Charge
 BankAmericard # _____ Exp. Date: _____

N.Y. Residents Add 8% Sales Tax.
Shipped F.O.B. Hicksville, N.Y. — Collect.

Name _____

Address _____ Phone _____

City _____ State _____ Zip _____

- Please send more information
Dealer Inquiries Invited

Letters

CELTIC PIANO NOTES

I was very interested in the article, "Notes on Interfacing Player Pianos" (September 1977 BYTE, page 112), especially since this was the subject of a student project here in 1973-74 by Stephen Cowles. The piano, which I bought for the university laboratory, was a simple MORS 88 note nonreproducing model, and we found the electronic/pneumatic interface to be the most difficult part. I was delighted therefore to hear about the Reisner relay.

The original system was a dual track cassette for serial clock and data plus circuitry which looks very much like figure 4 of your article, and in my opinion having constructed the special TTL electronics and got it to work, there is a better solution.

This year we are building a general interface which can be connected up to any player piano having rubber tubing, and strongly believe that the cheapest solution, bearing in mind building time and fault finding, etc, is to use a micro-computer with about 98 parallel output lines (say Motorola PIAs) driven by a microprocessor which receives the serial data in any of the standard ways.

Our original system only played "Three Blind Mice" rather shakily from a PDP-11/45, but we did write a PDP-11 interactive compiler which constructed keyboard images directly from typed-in sheet music, and we shall keep that system for making the magtapes.

We will let you know how the new system comes along.

Prof F G Heath
Gavin Weir

Heriot-Watt University
31-35 Grassmarket
Edinburgh SCOTLAND EH1 2HT

ORGANS, MUSIC AND PROGRAMMING

Chances are, it's occurred to you long ago: there's an amusing philosophical similarity between organ stop lists and computer machine language instruction lists.

Nicholas Bodley
300 W 108
New York NY 10025

One might consider the organ stop list as being equivalent to initialization data for a complicated program. Consider the score to be the equivalent of a music program. The parallels are very, very strong and tend to drive a number of people into music as well as programming. We've heard it said by some people

responsible for hiring programmers that musicians make excellent programmers.

BAR CODE ON A BALL

Regarding the letter on page 12 of the October 1977 BYTE concerning an IBM ball that will print bar code and letters together: Datatype Corporation, 1050 NW 163rd Dr, Miami FL 33169, (305) 625-8451, had such a system. Bar code was ASCII. I don't know if they're still in business.

Joe Fisher
Computer Consultant
1120 E 52nd, Room 203
Austin TX 78723

NEWT POINTS

I have some corrections on your part and on mine regarding my article about "Newt: A Mobile, Cognitive Robot" (June 1977 BYTE, page 30). First (my mistake), on page 38, the stepping motor drive circuit motor cable color designations are wrong. The single color labels "red" and "green" should be interchanged or the motor will just sit there and quiver.

In several places the shading of Newt in figure 1 is incorrectly done, making a single surface appear broken into two surfaces, etc.

On page 30, the caption on figure 1 should have also mentioned that the turret is capable of panning left and right as well as tilting up and down.

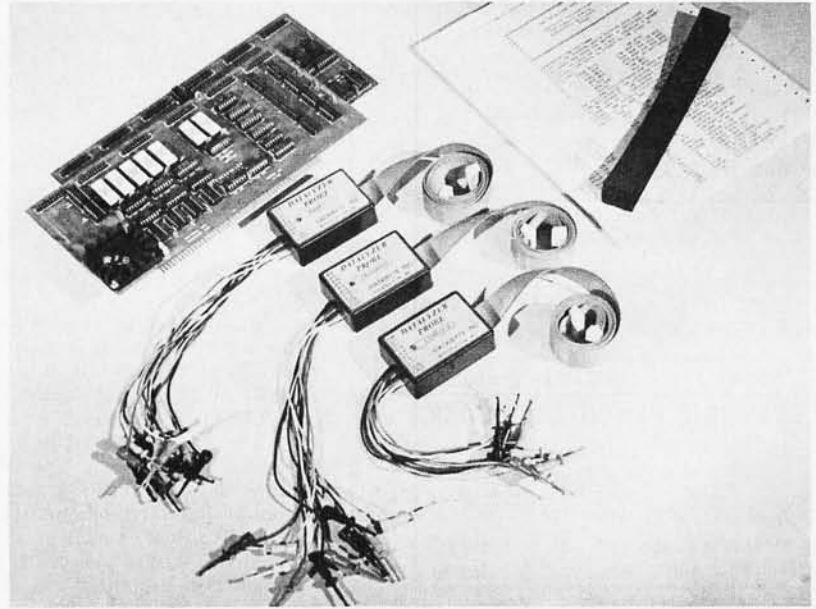
On page 44, it is not true that any mobile robot must incorporate programs for seeking electrical outlets. For example, a robot on Mars might have a hard time finding an outlet!

On page 45, paragraph 1, the phrase "such as already demonstrated by the Viking robots" is unfortunate, since the Viking landers do not qualify as cognitive robots in the context of this article. They are sophisticated teleoperators. A Mars "rover" robot project, however, is in progress at Jet Propulsion Laboratories.

I am looking forward to writing more about Newt as things progress over the next few years. One possibility is a series of four articles. The published article was an overview of the system with emphasis on the motive subsystem. Three more articles would cover in some detail the manipulator, the sensory turret vision system, and finally the software experiments with Newt. All this depends, of course, on how much we can get done in the next several years.

I have been able to resume work on Newt almost immediately upon returning from France. The hand wired stepping motor drivers have been replaced by compact printed circuit versions and next week an order will go out for about \$400 worth of gears and bearings for the manipulator assembly. With luck, the manipulator should be working within six months. Other lower priority items being worked on at


DATALYZER . . . a 24 channel Logic Analyzer for your S100 Bus




24 Channel LOGIC ANALYZER, complete with 2 cards and 3 sets of probes.

Features

- 24 channels with 256 samples each.
- Display of disassembled program flow.
- Dual mode operation — external mode analyses any external logic system. Internal mode monitors users data and address bus.
- Selectable trigger point anywhere in the 256 samples.
- 0-16 bit trigger word format or external qualifier.
- 8MHz sample rate
- Synchronous clock sample with coincident or delayed clock mode.
- User defined reference memory.
- Displays and system control through keyboard entry.
- TTL Logic level compatible (15 pf and 15 μ a typical input loading.)



Displays in Binary



Displays in Hex



Display of disassembled program flow.

The DATALYZER

Designed to plug easily into your S-100 Bus, the DATALYZER is a complete system — for only \$495. Display of disassembled program flow is a standard feature, not an extra. And the low price includes 30 logic probes, so you can hook up immediately, without additional expense.

The DATALYZER is available in kit form (\$495), and as a fully assembled device on two PCB's (\$595). Operators' manual \$7.50. A substantial warranty, and the Datatype, Inc. commitment to service make the DATALYZER a worthwhile investment.

Datatype, Inc.

7433 Hubbard Avenue
Middleton, Wisconsin 53562
Tel: (608) 831-7666

WARBLE ALARM CAR-VAN CLOCK WITH HEADLIGHT ALARM



- ELAPSED TIMER
- SECONDS DISPLAY SWITCH
- 9 MINUTE SNOOZE ALARM
- SIMPLE 4 WIRE HOOK-UP
- JUMBO 1/2" LED DISPLAY
- 1 TO 59 MINUTE COUNTDOWN TIME" "MINS SIMULTANEOUSLY WITH LOCK!
- RUGGED ABS CASE
- QUARTZ CRYSTAL ACCURACY

COMPLETE KIT \$35.95
ASSEMBLED \$45.95

DIGITAL AUTO INSTRUMENTS

- SEVEN MODELS!
- #1 TACHOMETER
 - #2 WATER TEMP.
 - #3 FUEL LEVEL
 - #4 SPEEDMETER*
 - #5 OIL PRESSURE
 - #6 OIL TEMP.
 - #7 BATTERY MONITOR



- KIT INCLUDES:
- CASE & ALL HARDWARE
 - PRESSURE & TEMP. SENDERS
 - ASSEMBLED MAIN PC BOARD
- FEATURES:
- 4" ORANGE LED'S
 - 4 1/2" x 4" x 2" ABS CASE

*ADD \$10 FOR REQUIRED SPEED SENDER . \$15 FOR SPEED SENDER ALONE
KIT: \$49.95 ASSEMBLED: \$59.95

ELECTRONIC 'PENDULUM' CLOCK



- SWING PENDULUM
- 7" HOURS AND MINUTES DISPLAY
- TIME SET PUSH BUTTONS
- ALARM FEATURE

KIT-UNFINISHED CASE \$59.95
ASSEMBLED-STAINED CASE \$69.95

QUARTZ DIGITAL AUTO CLOCK OR ELAPSED TIMER!

ELAPSED TIMER: HRS, MINS & SECS
SIMPLE PUSHBUTTON RESET &
HOLD TOGGLE SWITCH
KIT INCLUDES EVERYTHING,
NOTHING ELSE TO BUY! 4" LED'S!
INTERNAL BATTERY BACKUP!
NON POLAR INPUT!



12 OR 24 HR MODE
DIMENSIONS: 4" x 4" x 2"
KIT: \$27.95 ASSEMBLED: \$37.95

NOW WITH
ELAPSED
TIME!




3 1/2" DIGITAL CLOCK

- 4 DIGIT KIT \$49.95 • 4 DIGIT ASSEMBLED \$59.95
- 6 DIGIT KIT \$69.95 • 6 DIGIT ASSEMBLED \$79.95

117 VAC - 12 OR 24 HR MODE KIT COMES COMPLETE!
6 DIGIT VERSION: 2 1/2" x 5" x 1 1/2" 4 DIGIT VERSION: 1 1/2" x 5" x 1 1/2"

TV-WALL CLOCK

- 25" VIEWING DISTANCE
- .6" HOURS & MINUTES
- .3" SECONDS
- COMPLETE WITH WOOD CASE



KIT: \$34.95 ASSEMBLED: \$39.95

ECONOMY CAR CLOCK

- 1/2" LED MODULE!
- COMPLETE WITH CASE, BRACKET & TIME SET PUSHBUTTONS
- ALARM OPTION



KIT: \$19.95 ASSEMBLED: \$26.95

PENDULUM

GIVE YOUR DIGITAL CLOCK A PENDULUM SWING
TO 12V DC 60 HZ INPUT
SIMPLE HOOK UP TO ANY CLOCK



\$14.95

CASE WITH BRACKET \$3.75

MARK FOSKETS'

SOLID STATE TIME

P.O. BOX 2159
DUBLIN, CALIF. 94866
ORDERS (415) 828-1923



24 HR
PHONE



CALIFORNIA RESIDENTS - ADD 6% SALES TAX

present by myself and other persons in the group are the power conversion electronics, ADC system, and the radio telemetry link.

Ralph L Hollis Jr
University of Colorado
Boulder CO 80309

Our thanks to Ralph Hollis for calling these errors to our attention. We eagerly await the further adventures of Newt. . .CM

MORE ON TV SHIMMY

I am moved to write this because of the unsatisfactory answer given in "Ask BYTE," page 145 of the November 1977 BYTE, with regard to cathode ray tube (CRT) image "shimmy."

The root cause of this is almost always 60 Hz power line interference with the CRT scanning waveforms as seen by the electron beam. Ripple in the internal power supplies of cheap monitors or TV sets can easily amplitude modulate the scanning waveforms, particularly the horizontal waveform. AC magnetic fields emanating from the monitor's own power transformer can also deflect the beam. Sometimes the field from a nearby computer power supply can affect the display, particularly if a "constant voltage" transformer is used. These generally emit several times more field than a standard transformer does.

Commercial TV uses a vertical scan rate which, for practical purposes, is exactly 60 Hz. This was done so that the interference pattern on the screen would be static and therefore less objectionable. The fact that a video display image shimmies (swims, crawls, waves) is proof that the vertical rate of the video source is not dead-on 60 Hz because of a design compromise, drifting oscillator, or other defect.

The problem may be corrected or at least reduced by attenuating the interference in the monitor. Ripple in the monitor's power supply may be reduced by increasing the main filter capacitor by a factor of five to ten. If a voltage doubling supply is used, two capacitors must be increased. Shield the power transformer with a metal box from an old military type transformer. Find a big lamination from an old transformer, cut and shape it into a cylinder, and slip it over the picture tube neck behind the deflection yoke. These measures should cut the interference by a factor of four or more and at least make the system liveable.

Hal Chamberlin
29 Mead St
Manchester NH 03104

IS VIRTUAL A VIRTUE?

Mark Dahmke suggests, in an article titled "Virtual Memory and VSAM for Micros," November 1977, page 224, that virtual memory techniques be considered

for new APL interpreters. Indeed, it might be a cure for the problem of limited primary memory. However, one must ask what price must be paid for the vast increase in memory space available to the user. I submit the price is either increased cost for specialized addressing hardware to support virtual memory or a slower running machine if the virtual memory techniques are implemented in software.

No matter how one chooses to implement a virtual memory scheme, the secondary memory must still be accessed. This process takes time and effort by the machine to execute, just like the more traditional file access methods.

While the concept of virtual memory may be practical for large machines like the IBM 370 or Univac 90/80, I believe virtual memory on a microcomputer is not a practical option, given the current state of technology available.

Clayton A Dane III
423 Roberts Av
Conshohocken PA 19428

COMMENTS ON THE MCM/70 FROM A USER

I recently came across your August issue in which the desirability of implementing APL on a microprocessor is discussed with the inference that it has not yet been accomplished. I would like to inform you that an APL interpreter was written for an Intel 8008 microprocessor in 1972 by a company called Micro Computer Machines of Kingston CANADA. The resulting computer, which was called the MCM/70, was first sold commercially late in 1974.

The interpreter uses 32 K bytes of ROM and about 7 K bytes for IO and special functions. In this space, a fairly complete subset of the APL language is implemented. Functions not implemented are matrix divide, factorial/binomial coefficient for nonintegral values and lamination.

My company purchased an MCM/70 in August 1975 and it has been used extensively since then. The version we own has 8 K bytes of user available memory, two cassette drives and a Diablo Hi-type printer which can also be used as a plotter (with a horizontal and vertical resolution of 1/48th and 1/60th of an inch respectively).

One of the most interesting and useful features of the MCM/70 is a virtual operating system which allows a cassette (or floppy disk) to be used as an extension to memory. In this way jobs that would take up to 110 K bytes on a timesharing computer can be run on the MCM/70, provided no individual program is larger than about 4 K bytes. (110 K bytes is the maximum capacity of the cassette; use of a floppy disk increases this capacity to 256 K bytes.)

We have used the MCM/70 for many routine engineering problems, and estimate that it has already earned its

HORIZON

THE COMPLETE COMPUTER



Look To The North Star HORIZON Computer.

HORIZON™— a complete, high-performance microprocessor system with integrated floppy disk memory. HORIZON is attractive, professionally engineered, and ideal for business, educational and personal applications.

To begin programming in extended BASIC, merely add a CRT or hard-copy terminal. HORIZON-1 includes a Z80A processor, 16K RAM, minifloppy™ disk and 12-slot S-100 motherboard with serial terminal interface — all standard equipment.

WHAT ABOUT PERFORMANCE?

The Z80A processor operates at 4MHZ — double the power of the 8080. And our 16K RAM board lets the Z80A *execute at full speed*. HORIZON can load or save a 10K byte disk program in less than 2 seconds. Each diskette can store 90K bytes.

AND SOFTWARE, TOO

HORIZON includes the North Star Disk Operating System and full extended BASIC on diskette ready at power-on. Our BASIC, now in widespread use, has everything desired in a BASIC, including sequential and random disk files, formatted output, a powerful line editor, strings, machine language CALL and more.

EXPAND YOUR HORIZON

Also available—Hardware floating point board (FPB); additional 16K memory boards with parity option. Add a second disk drive and you have HORIZON-2. Economical serial and parallel I/O ports may be installed on the motherboard. Many widely available S-100 bus peripheral boards can be added to HORIZON.

QUALITY AT THE RIGHT PRICE

HORIZON processor board, RAM, FPB and MICRO DISK SYSTEM can be bought separately for either Z80 or 8080 S-100 bus systems.

HORIZON-1 \$1599 kit; \$1899 assembled.

HORIZON-2 \$1999 kit; \$2349 assembled.

16K RAM—\$399 kit; \$459 assembled; Parity option \$39 kit; \$59 assembled. FPB \$259 kit; \$359 assembled. Z80 board \$199 kit; \$259 assembled. Prices subject to change. HORIZON offered in choice of wood or blue metal cover at no extra charge.

Write for free color catalogue or visit your local computer store.

NORTH STAR ★ COMPUTERS

2465 Fourth Street • Berkeley, California 94710 • (415) 549-0858

purchase price in savings on timesharing computer costs. In particular, the MCM/70 was used to simulate the thermal performance of a cooling pond. This involved a finite difference solution of the time dependent advection-dispersion equation of fluid mechanics.

Because of the analysis involved, the calculation required several months of effort. Most people with whom I have discussed the problem found it hard to believe that it could be handled on such a small machine. It would not have been possible if it weren't for the storage economy and power of APL in conjunction with the capability of the machine to run in the virtual mode.

The program was set up to plot the results of calculations (centerline temperatures) as they were produced. In this way the effect on the temperatures, of changes in thermal input and/or climatic conditions, could be monitored with the option to change either the data or the program without restarting the run.

We have also used the machine for many other projects and find it a very useful tool for the type of throwaway programming that is typical of much engineering work.

The MCM/70 has since been upgraded to the MCM/800 through the use of a specially designed microprocessor that has a similar instruction set to the 8008 but performs APL operations about ten times faster.

R V Elliott PhD
Ontario Hydro
700 University Av
Toronto, Ontario
CANADA M5G 1X6

See page 216 of December 1977
BYTE for a current report on the
MCM/70.

COPYRIGHTS: US VERSUS CANADIAN?

The long letter from the Canadian patent attorney Daniel A Mersich does little to clarify the situation, since it reveals ignorance of American law. In fact, software is protected under the American copyright law, just as new hardware is protected under patent law. Enforcement of copyright is similar to enforcement of patent: the owner takes the violator to court.

American law seems clear to me (although I am assuming that the copyright office regulations which implement the law will remain the same) in that a copyright of software must be presented in a printed form readable by a (knowledgeable) human; it cannot be just a magnetic tape or a binary listing.

Since the philosophy of the patent law is that it will provide protection while providing public access to new technology, a person attempting to patent a little black box would have to describe the new technology inside to get a patent (like bubble memory). If the function was in fact carried out by programmable sequential steps, the description would have to be carried to the copyright office.

The US copyright office has a flier describing procedures and limits for software programming.

Mike Firth
104 N St Mary
Dallas TX 75214

CLARIFYING PERSONAL USE OF PATENTED INVENTIONS

I must take issue with Daniel Mersich's comments on patents in the November 1977 "BYTE's Bits." Though his information is, for the most part, correct, he leaves readers with an impression which is quite mistaken.

It is quite true that a commercial producer infringes a patent even by inadvertent "reinvention." The Patent Code gives the owner of a patent an absolute commercial monopoly, good against anyone who seeks to profit from the same knowledge. The fact that another inventor develops the same device without knowledge of the patent is of no effect.

However, a patent does *not*, despite the impression left by Mr Mersich, prevent every person from developing and using a given device. In general, a non-commercial user may create and use an identical device, even by directly copying the patent, and regardless of lack of permission from the patent owner. Such users are free to create and operate the device so long as use is restricted to purely personal experimentation, amusement, instruction, education, or curiosity.

I'm afraid that Mr Mersich may have convinced some readers that even such restricted personal use infringes, so that a patent search would be required for every new development. The Patent Code is often a pain in the lower bits, but it isn't that restrictive.

C Kevin McCabe
The Lawyer's Club, Room B-14
551 S State St
Ann Arbor MI 48104 ■

MORE 6800 SOLUTIONS:

FOR SWTPC 6800

AS-1 ANALOG INTERFACE MODULE

- FAST, ACCURATE A/D, D/A CONVERSIONS
- EIGHT ANALOG INPUT CHANNELS
- ONE HIGH-SPEED ANALOG OUTPUT
- OCCUPIES ONE I/O SLOT
- \$87.50 KIT \$115.00 ASSM.

SC-1 SERIAL INTERFACE CARD

- RS-232 SERIAL INTERFACE
- FULL CONTROL SIGNALS IMPLEMENTED
- MOST VERSATILE SERIAL I/O AVAILABLE
- \$30.00 KIT \$40.00 ASSM.

FOR MOTOROLA "D2"

DA-1 UPGRADE KIT

- CONVERTS D2 TO TERMINAL I/O
- RETAINS FULL CASSETTE I/O CAPABILITY
- INCLUDES RT/68MX ROM - MONITOR/O.S.
- ALLOWS USE OF BASIC, EDITORS, ASSEMBLERS, ETC.
- RS-232 SERIAL INTERFACE
- DA1 w/70 p. MANUAL \$69.95

MOTOROLA MMS68104 16K RAM

- 16K BYTES DYNAMIC RAM
- ENGINEERED SPECIFICALLY FOR "D2"
- EXORCISOR — TYPE BUSS
- \$395.00 ASSEMBLED

M6800 SOFTWARE

A/BASIC COMPILER

- 8K EXTENDED BASIC COMPILER
- CONVERTS BASIC PROGRAMS TO FAST, MEMORY EFFICIENT MACHINE LANGUAGE
- DESIGNED FOR RT/68 — SUPPORTS MULTIPROGRAMMING
- EXTREMELY VERSATILE I/O
- KC CASSETTE + MANUAL — \$49.95

RT/68MX OPERATING SYSTEM

- EXPANDED CONSOLE MONITOR ROM
- REAL TIME OPERATING SYSTEM
- DIRECT MIKBUG REPLACEMENT
- PIA OR MULTI-ACIA I/O
- RT/68MX ROM w/MANUAL \$55.00

U.S. Orders Postpaid

Master Charge & VISA Welcome

Write or call for Free Catalog.

MICROWARE SYSTEMS CORPORATION

P.O. BOX 954 • DES MOINES, IOWA 50304 • (515) 279-9856

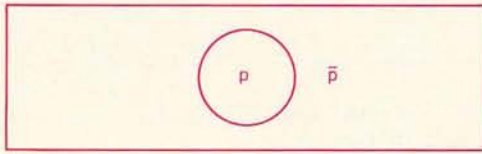


Figure 1: The Venn diagram universe is the collection of all points in the rectangle; the points inside the circle (p) are points corresponding to terminal p being H. Those outside (\bar{p}) refer to $p=L$.

Some Musings on Boolean Algebra

The purpose of this article is to unify the concepts of digital electronics, the graphical representation of set theory and propositional calculus, using Boolean algebra. Our motivation for the background work represented in this article was the design of an encoder for a surplus keyboard. That was as much a problem in set theory and propositional calculus as it was in digital design.

First a note about the subject matter of this article. The availability of MSI and LSI makes the systematic reduction of many logic functions a waste of both time and money. For example you can buy an 8 bit addressable latch for about \$1.50. Synthesizing it out of small scale integration can take some 75 gates or 30 integrated circuits. No money or time savings here! The following techniques are quite general, though, and you can certainly find design problems that don't have off-the-shelf solutions. In this particular case (keyboard encoding), off-the-shelf solutions exist. But learning about logic design techniques requires illustrative examples. Encoding a large set of inputs serves well as such an example.

In the various systems, digital, graphical and logical, analogous concepts are expressed differently. We're going to show the equivalences which exist. Digitally and logically we have a "system," where graphically we have a "universe." Universe and system will mean the same thing to us. Our system is composed of "states," while our universe consists of "points." The meaning of point will be clearer after we've explained state. Physically we picture a device with several terminals, some input and output, the others internal, perhaps not even accessible. Suppose there are N terminals, each of which can have its signal level high (H) or low (L).

H and L are the two possible states of any terminal. We want to know how many states the system has. There are two states for the first terminal, times two states for the second, times two for the third, . . . times two for the N^{th} , giving a total of 2^N states for the system. Another way to express this is to consider each terminal of the device to be represented by some bit in a binary word. For N terminals we need an N bit binary word, the p^{th} bit representing the state of the p^{th} terminal. Since an N bit binary word can take 2^N different values, our system must have 2^N different states. Each possible arrangement of Hs and Ls on the various terminals defines a unique system state, which corresponds to a point in our equivalent Venn diagram universe. The logical analogy to the digital terminal is the proposition, merely a statement, which is true (T) = 1 or false (F) = 0.

Think of any device terminal, call it p and define the proposition which is T when $p = H$ and F when $p = L$. Of course we call this proposition p also. Graphically we collect all the points of our universe which correspond to system states with terminal $p = H$ and enclose them in a curve as in figure 1. It is the interior of this region that corresponds to p . In summary we equate propositions with regions and label them p , q , r , etc. If a device has two inputs, two outputs and four internal terminals then the universe has $2^8 = 256$ possible states or points. The aforementioned keyboard encoder is a 64 input, 7 output and n internal terminal device where minimizing the unknown, n , is one way of stating the logic design problem.

Venn diagrams are an easy way to demonstrate the laws of logic. For example it's an

Dan Bunce
139 Morewood Av
Pittsburgh PA 15213

Art Schwartz
740 Broughton St
Pittsburgh PA 15213

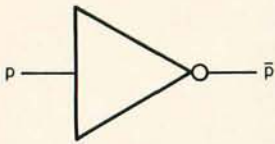


Figure 2: The output of the inverter is the complement of the input. A small circle means invert the signal. The triangle symbolizes an amplifier or "buffer" of the digital signal.

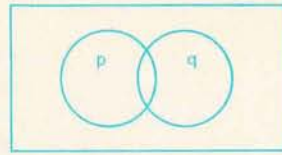


Figure 3a: The most general example of two variables. Apparently different examples are degenerate cases of this figure.



Figure 3b: The region $p \vee q$ is shaded. The region r of the text is unshaded.

axiom of logic that $\overline{\overline{p}} = p$. (An axiom is something that you can't prove; you simply must assume it is true in order to build a system of thought.) Figure 1 makes this very plausible because p partitions the universe into the regions p and \overline{p} (read as not p or complement of p). \overline{p} lies outside of p . Now what lies outside of \overline{p} ? It can't be \overline{p} and it must be inside the universe. All that's left is p . It seems reasonable to accept $\overline{\overline{p}} = p$. The inverter or inverter gate (figure 2) is the digital device that generates the complement of its input.

The excitement begins when we label some other terminal q and associate with it the proposition which is true when terminal $q = H$. Then p and q together partition our universe as shown in figure 3a.

For even two variables there are many possibilities, one of which is shown in figure 4. This relation is written $p = > q$; another common form is $p \leq q$ (read as p implies q or p is contained in q). In this example look at the areas \overline{p} and \overline{q} . Area \overline{q} is smaller than and wholly contained within \overline{p} . This illustrates another of the axioms of logic,

$$(p = > q) = > (\overline{q} = > \overline{p}).$$

Of course we might have the other case, $q = > p$. If we have $p = > q$ and also have $q = > p$ we then have the definition $p = q$. Implication and equation are distinct concepts.

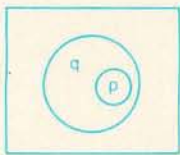


Figure 4: A degenerate case of figure 3a. Specifically, the empty set: $p \wedge \overline{q} = 0$. Said differently, there are no states for this system with $p=H$ and $q=L$.


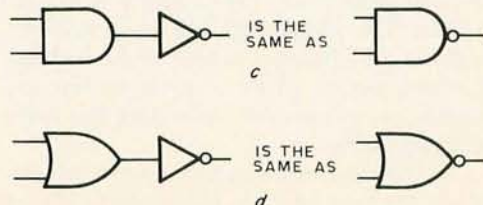


Figure 5: A 2 input AND gate is shown in (a) and a 2 input OR gate is shown in (b). Equivalences for the "inverted" forms of these gates are shown at (c), NAND; and at (d), NOR.



There are many other possibilities for two variables but they're all special cases of figure 3a. In general some points will lie in both p and q . Call this set of states s and write $s = p \wedge q$, read $s = p$ and q . This is often written $s = pq$ symbolic of ordinary multiplication, since associating the possible binary values of 0 or 1 with the variables p and q gives numerically correct results for s . Digitally we realize this set with the AND gate as shown in figure 5a. We'll call it the set of states for which $p = T$ and $q = F$. We see that we can write $t = p \wedge \overline{q}$. A third region is $u = \overline{p} \wedge q$. What about the fourth region, that for which p and q are both L? Certainly this set $r = \overline{p} \wedge \overline{q}$. But we can describe it differently. First we form the set for which either p or $q = 1$. This is the region of both circles and is shown in figure 3b. It is the set $p \vee q$ (p or q) which, since we're adding areas, is sometimes written $p + q$. It comes as no great surprise that the OR gate exists for just this purpose (see figure 5b). When we form the complement of $p \vee q$, we again get the set r !

Our diagrams have given us one of DeMorgan's laws: $\overline{p \wedge q} = (\overline{p \vee q})$. We can get an equivalent form of the law by taking the complement of both sides of the equation, $\overline{(\overline{p \wedge q})} = p \vee q$. Figure 3a also gives us the other law, $\overline{p \vee q} = (\overline{p \wedge q})$, which is equivalent to $\overline{(\overline{p \vee q})} = p \wedge q$.

Now you begin to see where we're going. If we want our system to generate $\overline{p \wedge q}$ from p and q we have options. We could use either a NOR gate (NOR = $>$ not OR), or an inverter each for p and q followed by a 2 input NAND gate. In a NOR gate the inverter follows the OR gate. Use figure 3a to convince yourself that $\overline{p \wedge q}$ is different from $\overline{(\overline{p \vee q})}$. There are NAND gates as well and you've probably guessed what they do. It's worth noting that in the usual mode of operation a transistor inverts the signal. Consequently NANDs and NORs are more easily fabricated than ANDs and ORs, and more often used.

Now a reminder about what all this

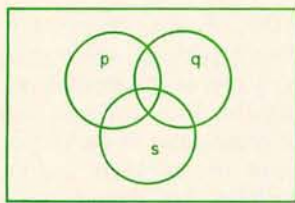


Figure 6: Diagram used to show operations are associative and distributive.

means. The p s and q s are terminals, regions or propositions. But most of all they're 0 or 1. $p \wedge q$ is also 0 or 1. If $p = 1$ at the same time that $q = 1$ then $p \wedge q = 1$, if either (or both) is 0 then $p \wedge q = 0$. What about $p \vee q$? If both are 0, $p \vee q$ is 0, but if either is 1 then $p \vee q = 1$. One objection to the notation $+$ for OR is that $1 + 1 = 1$.

We can consider three variables by referring to figure 6. Convince yourself of the following:

$$(p \vee q) \vee s = p \vee (q \vee s) = p \vee q \vee s$$

$$(p \wedge q) \wedge s = p \wedge (q \wedge s) = p \wedge q \wedge s.$$

In words, the operation \vee and \wedge are associative. The next two examples are only a little harder to see:

$$p \vee (q \wedge s) = (p \vee q) \wedge (p \vee s)$$

$$p \wedge (q \vee s) = (p \wedge q) \vee (p \wedge s).$$

In mathematical parlance, the operations are distributive. The formulas show that within a set of parentheses order doesn't count; that is $p \wedge q = q \wedge p$ or $p \vee q = q \vee p$. This means the operators are commutative.

We want to write equations in more than three variables but shading the subregions of five circles creates eye strain faster than understanding. Our diagrams have been most helpful, though, for we can go on symbolically, by repeated application of what we've already learned.

Let's work out an example. To reduce $x = [(\bar{p} \vee q) \vee s] \wedge t$ we define a new variable, and continue to define new variables as often as necessary: $u = (\bar{p} \vee q) \vee s$, so the original expression takes the simplified form $x = u \wedge t = (\bar{u} \vee \bar{t})$. What's \bar{u} ? Just plug in $u = (\bar{p} \vee q) \vee s$, so $\bar{u} = \overline{(\bar{p} \vee q \vee s)}$. Substitute

back and write: $x = \overline{[\overline{(\bar{p} \vee q \vee s)} \vee \bar{t}]}$. One circuit that generates x is shown in figure 7. We emphasize again, x is a number, either 0 or 1, and its value depends on the values of p , q , s and t .

For many variables, we'll run out of letters to designate propositions. There's an easy way around this. If we have a proposi-

tion a , and later in the problem we find we'd like to call a different proposition a also, we tack on subscripts. The first proposition becomes $a(1)$, read a-one or a-sub-one, the second $a(2)$. We never run out of subscripted letters, but more important subscripting allows a more compact notation. When we have $a(1) \vee a(2) \vee a(3) \vee \dots \vee a(n)$ we write this as

$$\bigvee_{i=1}^n (a(i)).$$

Similarly we can form

$$b(1) \wedge b(2) \wedge \dots \wedge b(m) = \bigwedge_{j=1}^m (b(j)).$$

The first time you encounter this notation it appears awkward. In fact it's very efficient, but like any unfamiliar concept it requires some mental accommodation. Whenever you feel uncomfortable with it just go back to the definition and expand it. It soon becomes second nature.

We'll pose and solve a final problem. The Teletypewriter keyboard which started this article has 64 switches. We wanted a circuit which shows when any of the switches have been pressed. The goal is, in effect, a 64 input OR gate. Nobody makes such a thing (if they did they'd need a 68 pin package to put it in), but we can synthesize it. Just follow the expansion:

$$\vee [a(i)] = \overline{\left[\bigwedge_{i=1}^{64} \left(\bigvee_{j=1}^{64} b(i, j) \right) \right]}$$

where

$$b(1, j) = a(j), b(2, j) = a(8+j), b(3, j) = a(16+j) \dots b(8, j) = a(56+j).$$

Once you understand how to break OR into NOR then NAND (reading from inside the parentheses since that's the way the signal flows), you can nest successively, generating:

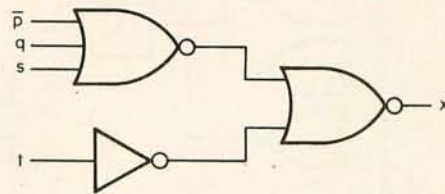


Figure 7: Circuit representing the equation: $x = [(\bar{p} \vee q) \vee s] \wedge t$.

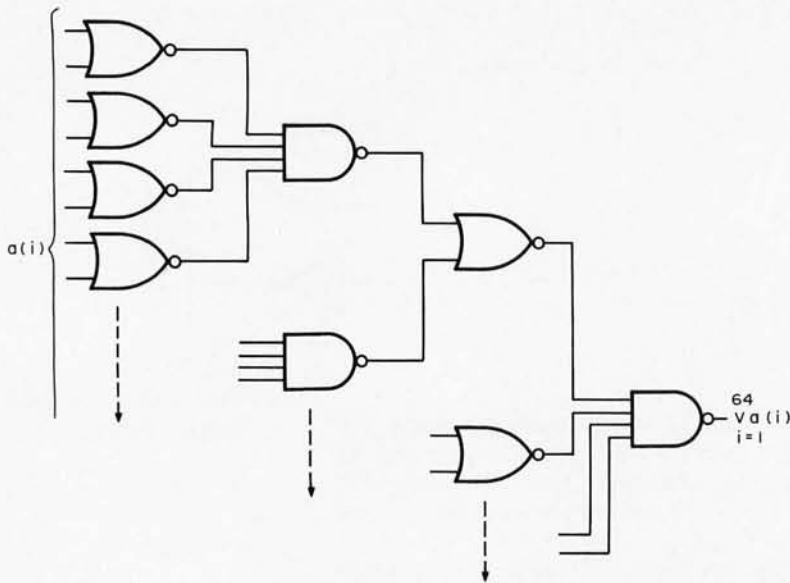


Figure 8: A 64 input OR gate. Dotted lines indicate repetition of the relevant element. For example, there are 32 2 input NOR gates at the leftmost level.

$$\bigvee_{i=1}^{64} \left(\bigwedge_{j=1}^2 \left(\bigvee_{k=1}^4 \left(\bigwedge_{l=1}^2 d(i, j, k, l) \right) \right) \right)$$

Working from the inside out we need NOR gates, NAND gates, NOR gates, NAND gates. 2 input NORs are common, as are 4 input NANDs. If we feed the 64 input signals into 32 2 input NORs, their outputs into eight 4 input NANDs then on into four 2 input NORs and finally into a 4 input NAND, we have a 64 input OR. Using a logic circuit representation, figure 8 shows how this expression might be wired.

At the first level we've used 32 2 input

NORs. Four of these come in one integrated circuit package which means we need eight packages at the input level. The second level requires four packages since there are two of these gates in each integrated circuit, the third two packages and the fourth one half package. The circuit uses approximately 15 integrated circuits.

We achieve the same result more directly if we begin with the complemented signal from each switch. In practice this means the switch is wired H rather than L. It is neither more nor less difficult. We write the following:

$$\bigvee_{i=1}^{64} \left(\bigwedge_{j=1}^4 \left(\bigvee_{k=1}^2 \left(\bigwedge_{l=1}^4 c(j, k, l) \right) \right) \right)$$

beginning with complemented signals we need 4 input NANDs, NORs, and NANDs, as shown in figure 9a.

An even more direct means to our end is the following formula which is illustrated in figure 9b:

$$\bigvee_{i=1}^{64} \left(\bigwedge_{j=1}^8 \left(\bigvee_{k=1}^8 b(j, k) \right) \right)$$

where all NAND and NORs are 8 input. This requires only nine packages. The only thing wrong with the last method is 8 input NORs are unusual. They are available in newer CMOS, but not in low numbered (7400) TTL. Since there are other nearly as simple and certainly less expensive ways of doing the job it hardly pays to look for the special integrated circuits.

Having established (or more correctly, justified) the laws of logic and worked a few

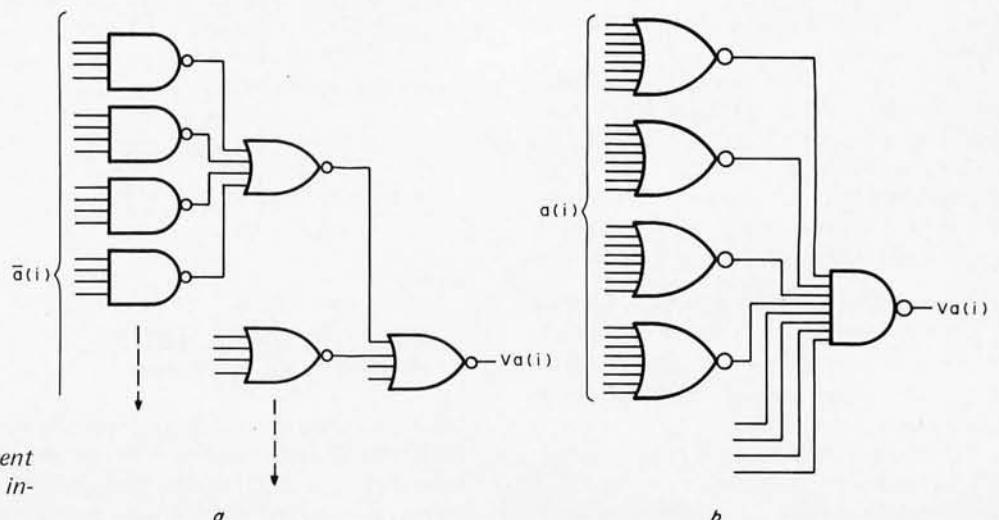


Figure 9: Two different ways of building a 64 input OR gate.

problems, we're ready to take on a multitude of simple reductions.

A more formal and complete treatment of logic (at the introductory level) is presented in the monograph *Propositional Calculus* by P H Nidditch, Dover Publications, New York. It sells for about \$1, is clearly written and aimed at the general reader. Armed with this basic knowledge of combinatorial logic, we were able to implement a keyboard encoder. ■

GLOSSARY

AND gate: A binary circuit with two or more inputs and a single output. The output is logic 1 only when all inputs are logic 1. The output is logic 0 if any of the inputs are logic 0 ($A \wedge B$).

Associative: When the result of an equation is independent of the groupings of the elements, provided the elements are kept in the same order, the operation performed on the equation is associative.

Axiom: A proposition regarded (with good reasons) as self-evident truth.

Commutative: When the result of an equation is independent of the ordering of the elements within the equation, the operation performed on the equation is commutative.

Complement: In a given universe, all of the ele-

ments not contained within one set are the complement of the set.

DeMorgan theorem: Inversion of a series of AND implications is equal to the same series of inverted OR implications. The inversion of a series of OR implications is equal to the same series of inverted AND implications. $A \wedge B = \overline{A \vee B}$ and $A \vee B = \overline{A \wedge B}$.

Empty set: A set containing no elements.

Gate: A circuit having two or more inputs and one output. The output depends on the combination of logic inputs.

Implication: Logical relation between two propositions.

Inverter: An operation or device which outputs the logical complement of the input. Inverting logical 1 gives logical 0; Inverting logical 0 gives logical 1.

NAND gate: Combination of a NOT circuit and an AND circuit ($A \wedge B$).

NOR gate: Combination of a NOT circuit and an OR circuit ($A \vee B$).

OR gate: Binary circuit with two or more inputs and a single output. The output is logic 0 when all the inputs are logic 0. The output is logic 1 if one or more of the inputs is logic 1 ($A \vee B$).

Universe: Set containing all elements relevant to a specific problem.

Venn diagram: Graph employing circles to represent logical relations between and operations on sets.

The Best of BYTE, Volume 1



Send now to:

BITS, Inc
70 Main St
Peterborough NH 03458

The volume we have all been waiting for! The answer to those unavailable early issues of BYTE. *Best of BYTE*, edited by Carl Helmers Jr and David Ahl. This 384 page book is packed with a majority of material from the first 12 issues. Included are 146 pages devoted to "Hardware" and how-to articles ranging from TV displays to joysticks to cassette interfaces, along with a section devoted to kit building which describes seven major kits. "Software and Applications" is the other side of the coin: on-line debuggers to games to a complete small business accounting system is included in this 125 page section. A section on "Theory" examines the how and why behind the circuits and programs. "Opinion" closes the book with a look ahead, as to where this new hobby is heading. It is now available through BITS Inc for only \$11.95 and 50 cents postage.

Name _____

Address _____

City _____

State _____

Zip _____

The Best of BYTE, Volume 1

Price of Book \$ _____

Postage, 50 cents \$ _____

Total \$ _____

Check enclosed



Bill MC # _____

Exp. Date _____



Bill BA # _____

Exp. Date _____

Signature _____

In unusual cases, processing may exceed 30 days.

All orders must be prepaid.

You may photocopy this page if you wish to leave your BYTE intact.

The joy of computing series



Addison-Wesley's Joy of Computing Series — dedicated to worthwhile personal computing. Books that show you what to do and how to do it well.

Programming a Microcomputer: 6502

by Caxton C. Foster,
University of Massachusetts, Amherst
Teaches microcomputer programming in machine language. Emphasizes KIM-1.

BASIC and the Personal Computer

by Thomas A. Dwyer and Margot Critchfield,
University of Pittsburgh
An outstanding presentation of BASIC and extended BASIC showing a great diversity of applications.

The Little Book of BASIC Style

by John M. Nevison,
John M. Nevison Associates
Emphasizes style in BASIC. To be read, reread, and referred to often.



Put a little joy in your computing experience — order books or get more information by writing to Ann Whitworth, Business & Professional Division, Addison-Wesley Publishing Company, Reading, Massachusetts. Or, ask at your nearest computer book store.



Business & Professional Division
**ADDISON-WESLEY
PUBLISHING COMPANY**
Reading, Massachusetts 01867

Languages Forum

The Case for a "Compiler Interpreter"

Richard A Rodman
3041 Patrick Henry #202
Falls Church VA 22044

Your "Technical Forum," May 1977 issue, presents a higher level language approach which, although based on ideals achievable on larger systems, is unrealizable on microprocessor devices within any realm of practicality. The character set alone of PL-SKYE is unavailable on displays to anyone save ECD Micromind or Noval 760 users, and hard copy would be a foregone conclusion.

I have been working on high level language ideas myself and have already discarded the use of a direct compiler system of home computers because of its stringent demands on mass storage peripherals. Yet, as Mr Skye realizes, the resplendent luxury of the source code in memory used by an interpreter is also far too costly for anything but the smallest programs.

However, there is middle ground in the form of a semi-compiler or "compiling interpreter." This is a program, or set of programs, which reads the source code from tape, translates it into compact symbolic code, and then interprets this code. As a single program, this is of course too large for the amount of memory space in a home computer. However, it may be broken down by task into three segments: the translator, which creates the symbol table as well; the resolver, which resolves label references, allocates memory for variables and so forth; and the interpreter. These three segments, would, each upon completion, load in the next segment. There would be an optional fourth segment, the "reconstructor," which would be able to reconstruct the source code if desired.

I feel that this arrangement would allow the use of slow speed devices, such as the audio cassette recorder, without sacrificing an enormous amount of speed. Translation would of course have to be done in a single pass, reading from one tape onto another.

As far as specifying the particular elements of the language, it would be best to start simple. I, as well as many others, share



The Computer for the Professional

Whether you are a manager, scientist, educator, lawyer, accountant or medical professional, the System 8813 will make you more productive in your profession. It can keep track of your receivables, project future sales, evaluate investment opportunities, or collect data in the laboratory.

Use the System 8813 to develop reports, analyze and store lists and schedules, or to teach others about computers.

It is easily used by novices and experts alike.

Reliable hardware and sophisticated software make this system a useful tool. Several software packages are included with the machine: an advanced disk operating system supporting a powerful BASIC language interpreter, easy to use text editor, assembler and other system utilities. Prices for complete systems start at \$3250.

See it at your local computer store or contact us at 460 Ward Dr., Santa Barbara, CA 93111, (805) 967-0468.

PolyMorphic
Systems



UP AND RUNNING

TDL EQUIPMENT USED BY NEW JERSEY PUBLIC TELEVISION
TO PROCESS NEW JERSEY GUBERNATORIAL PRIMARY ELECTION RETURNS

John Montagna, computer engineer (above left), lead this successful network team in generating election results speedily, efficiently and reliably using predominantly TDL hardware and software. Montagna created three programs to get the job done. The text for a SWAPPER program was written and assembled using the TDL TEXT EDITOR and Z80 RELOCATING MACRO ASSEMBLER. The SWAPPER text and all debugging was run through TDL's ZAPPLE MONITOR. The relocatable object code was punched onto paper tape. A MAIN USERS program updated votes and controlled air display. An ALTERNATE USERS program got hard copy out and votes in. The latter two programs were written in BASIC. Montagna modified the ZAPPLE BASIC to permit time-sharing between the two USERS programs.

Four screens were incorporated, two terminals entered votes as they came in and were used to call back votes to check accuracy. Montagna called on the power and flexibility offered by TDL's ZPU board and three Z-16 Memory boards.

Montagna's setup worked constantly for over four hours updating and displaying state-wide and county-wide results without flaw.

"I chose TDL because they have all the software to support their hardware, and it's good; it has the flexibility to do the job."

John Montagna

We salute John Montagna and NEW JERSEY PUBLIC BROADCASTING for spearheading the micro-computer revolution.

TDL's XITAN SYSTEMS have the capacity to do similar tasks for you. Write to us for XITAN information and the name of your nearest TDL dealer.

 **TECHNICAL
DESIGN
LABS**

RESEARCH PARK BLDG. H 1101 STATE ROAD
PRINCETON, NEW JERSEY 08540 (609) 921-0321

the visions of Mr Skye, but it is best to start with the humble and glorify it, rather than to start with the glorious and humble it.

BYTE is to be commended for the publication of the Tiny Assembler in bar codes. However, the dearth of bar code hardware is certain to lead to its gracing far more bookshelves than memory chips. Furthermore, even with suitable hardware, the reliability of bar code loading remains to be demonstrated for most of us. Audio disks are more easily read but obviously more expensive and quite subject to physical damage. (One can imagine the record skipping and loading all of memory with "disposable interrupts.") [This has not been a problem with Interface Age's "Floppy ROMs," according to Bob Jones. . .CM] Surely there must be other possibilities for the publication of large programs.

There is a very fine line between standardization and ossification. Technological superiority must always come before standardization, although the primary things to keep in mind are *specific needs* and *available resources*. I feel that too often these factors have been ignored in this field. I hope this will not be the case in the future. ■

APL Character Representations

David Sloan
628-555 Keenleyside St
Winnipeg Manitoba R2K 3PG
CANADA

For those readers with a problem of representing APL characters, I have found a temporary solution. For those who have a video display with reverse video selectable for each character, the functions can be very easily displayed as reverse polarity characters. This is easily accomplished by defining one of the keys as a special function key through software control. This will produce the reverse polarity required.

Since most of the APL characters are a close representation of the present keyboard characters, this will be sufficient for most applications. It also means that the lower case and special characters can still be represented.

In the APL interpreter, a special character can then be easily detected, by looking to see if the cursor bit is turned on. ■



DAJEN Electronics
7214 Springleaf Ct.
Citrus Heights, Ca. 95610
(916) 723-1050

Easy to use! Everything you need for I/O, mass storage, and a monitor. 3 complete parallel parts with their own handshaking, latched outputs, bi-directional.

Serial port with 20 ma, 60 ma, RS-232, speeds from 75 to 19,200. 256 bytes of RAM for stack and buffer storage.

2708 PROGRAMMER

3K of ROM, 2-2708's provided with monitor: complete video, software, cassette routines, 16 commands total.

High-speed cassette system with 2 relays, simultaneous read and write, speeds from 500 to 40,000.

Yes, please rush my SCI to:

Name

Address

City State Zip.....

Mastercharge Exp.

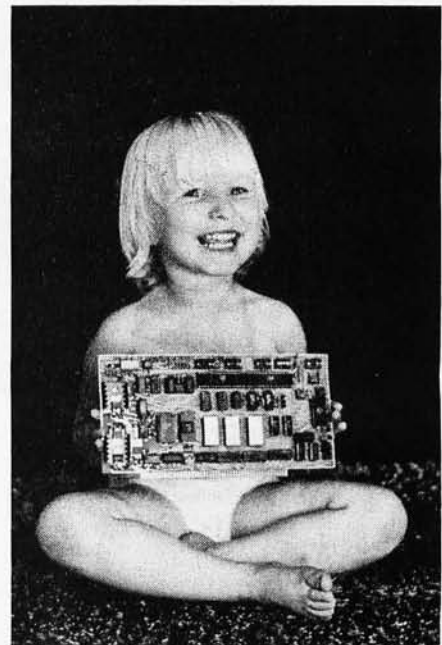
Visa/B.A. Exp.

Signature

Altair, Poly,
IMSAI, Z-80,
Tarbell Com-
patible
Kit
\$285
Assembled
\$345

OUR NEWEST BABY!

The System Central Interface
SCI



why the last bus is the best bus

If you want to be better, you have to be willing to make changes. So, when we started designing our H8 Computer back in 1975, we put aside a lot of pre-conceptions to design a better computer. For instance, instead of slavishly adopting an inferior bus as a "standard," we designed our own. We used fifty fully-buffered lines because that's all we really needed with the H8's built-in systems controller. The result? Clean signals, minimum noise and great expansion capabilities.

Next, we picked a male/female connector. Not only is it less expensive than edge connectors, our tests show it's also more reliable! And because it costs less, every H8 motherboard includes all the connectors you need for expansion. There's nothing extra to buy.

The connectors are mounted on the right side of the cabinet at an angle so the boards tilt back. That gives us a couple of significant advantages. First, it allows the boards to be larger without requiring a taller cabinet. So our circuit board layout is more open, which makes the boards easier to build - even if you've never built a kit before. Second, the angled mounting provides easy accessibility to all the components on the face of the boards without an extender. (Many times an exten-

der alters the transmission characteristics of the bus, which masks the problem you're trying to solve or even causes new ones.)

And we plan to support the H8 bus. In the future you can expect to see many new and exciting accessories for the H8 bus like higher density, lower power memories and a variety of unique I/O interfaces.

We're very happy with our bus, and we think you will be, too.

Who minds being different... as long as you're better.

Heathkit Computers



FREE Heathkit Catalog



Read about nearly 400 money-saving, fun-to-build electronic kits.

Use coupon to send for your mail order catalog or bring coupon to a Heathkit Electronic Center for your catalog.



AVAILABLE LOCALLY AT HEATHKIT ELECTRONIC CENTERS

(Units of Schlumberger Products Corporation) Retail prices on some products may be slightly higher.

ARIZONA: Phoenix, 85017, 2727 W. Indian School Rd., Phone: 602-279-6247; **CALIFORNIA:** Anaheim, 92805, 330 E. Ball Rd., Phone: 714-776-9420; El Cerrito, 94530, 6000 Potrero Ave., Phone: 415-236-8870; Los Angeles, 90007, 2309 S. Flower St., Phone: 213-749-0261; Pomona, 91767, 1555 Orange Grove Ave. N., Phone: 714-623-3543; Redwood City, 94063, 2001 Middlefield Rd., Phone: 415-365-8155; Sacramento, 95825, 1860 Fulton Ave., Phone: 916-486-1575; San Diego (La Mesa, 92041), 8363 Center Dr., Phone: 714-461-0110; San Jose (Campbell, 95008), 2350 S. Bascom Ave., Phone: 408-377-8920; Woodland Hills, 91364, 22504 Ventura Blvd., Phone: 213-883-0531; **COLORADO:** Denver, 80212, 5940 W. 38th Ave., Phone: 303-422-3408; **CONNECTICUT:** Hartford (Avon, 06001), 395 W. Main St. (Rte. 44), Phone: 203-678-0323; **FLORIDA:** Miami (Hialeah, 33012), 4705 W. 16th Ave., Phone: 305-823-2280; Tampa, 33614, 4019 West Hillsborough Ave., Phone: 813-886-2541; **GEORGIA:** Atlanta, 30342, 5285 Roswell Rd., Phone: 404-252-4341; **ILLINOIS:** Chicago, 60645, 3462-66 W. Devon Ave., Phone: 312-583-3920; Chicago (Downers Grove, 60515), 224 Ogden Ave., Phone: 312-852-1304; Indianapolis, 46220, 2112 E. 62nd St., Phone: 317-257-4321; **KANSAS:** Kansas City (Mission, 66202), 5960 Lamar Ave., Phone: 913-362-4486; **KENTUCKY:** Louisville, 40243, 12401 Shelbyville Rd., Phone: 502-245-7811; **LOUISIANA:** New Orleans (Kenner, 70062), 1900 Veterans Memorial Hwy., Phone: 504-722-6321; **MARYLAND:** Baltimore, 21234, 1713 E. Joppa Rd., Phone: 301-661-4446; Rockville, 20852, 5542 Nicholson Lane, Phone: 301-881-5420; **MASSACHUSETTS:** Boston (Peabody, 01960), 242 Andover St., Phone: 617-531-9330; Boston (Wellesley, 02181), 165 Worcester Ave. (Rt. 9 just west of Rt. 128), Phone: 617-237-1510; **MICHIGAN:** Detroit, 48219, 18645 W. Eight Mile Rd., Phone: 313-535-6480; E. Detroit, 48021, 18149 E. Eight Mile Rd., Phone: 313-772-0416; **MINNESOTA:** Minneapolis (Hopkins, 55343), 101 Shady Oak Rd., Phone: 612-938-6371; **MISSOURI:** St. Louis (Bridgeton), 63044, 3794 McKelvey Rd., Phone: 314-291-1850; **NEBRASKA:** Omaha, 68134, 9207 Maple St., Phone: 402-391-2071; **NEW JERSEY:** Fair Lawn, 07410, 35-07 Broadway (Rte. 4), Phone: 201-791-6935; Ocean, 07712, 1013 State Hwy. 35, Phone: 201-775-1231; **NEW YORK:** Buffalo (Amherst, 14226), 3476 Sheridan Dr., Phone: 716-835-3090; Jericho, Long Island, 11753, 15 Jericho Turnpike, Phone: 516-334-8181; Rochester, 14623, 937 Jefferson Rd., Phone: 716-244-5470; White Plains (North White Plains, 10603), 7 Reservoir Rd., Phone: 914-761-7690; **OHIO:** Cincinnati (Woodlawn, 45215), 10133 Springfield Pike, Phone: 513-771-8850; Cleveland, 44129, 5444 Pearl Rd., Phone: 216-886-2590; Columbus, 43229, 2500 Morse Rd., Phone: 614-475-7200; Toledo, 43615, 48 S. Byrne Rd., Phone: 419-537-1887; **PENNSYLVANIA:** Philadelphia, 19149, 6318 Roosevelt Blvd., Phone: 215-288-0180; Frazer (Chester Co.), 19355, 630 Lancaster Pike (Rt. 30), Phone: 215-647-5555; Pittsburgh, 15235, 3482 Wm. Penn Hwy., Phone: 412-824-3564; **RHODE ISLAND:** Providence (Warwick, 02886), 558 Greenwich Ave., Phone: 401-738-5150; **TEXAS:** Dallas, 75201, 2715 Ross Ave., Phone: 214-826-4053; Houston, 77027, 3705 Westheimer, Phone: 713-623-2090; **VIRGINIA:** Alexandria, 22303, 6201 Richmond Hwy., Phone: 703-765-5515; Norfolk (Virginia Beach, 23455), 1055 Independence Blvd., Phone: 804-460-0997; **WASHINGTON:** Seattle, 98121, 2221 Third Ave., Phone: 206-682-2172; **WISCONSIN:** Milwaukee, 53216, 5215 W. Fond du Lac, Phone: 414-873-8250.

HEATH

Schlumberger

Heath Company, Dept. 334-380
Benton Harbor, MI 49022

Please send me my FREE Catalog. I am not on your mailing list.

Name _____

Address _____

City _____

State _____

CP-138

Zip _____




Photo 1: Several typical stepper motors. In order of physical size from smallest to largest, the motors are rated as follows in regard to power consumption and torque: 2 W at 0.5 oz-in, 3 W at 2.0 oz-in, 6.5 W at 9.0 oz-in, and 12 W at 16.0 oz-in.

Taking the First Step

Stepper motors are coming down in cost now to the point where they can be designed into home projects. They are a natural for variable speed or precise angular movement controlled by a microprocessor.

All stepper motors convert electrical pulses into mechanical movements. In this article I will be referring to permanent magnet stepper motors such as those shown in photo 1. This type of motor is classified as either a pulse stepper or a logic stepper. Pulse steppers usually are unidirectional and have one center tapped coil. Logic steppers are multicoil and bidirectional. I will confine my drive controls to the bidirectional logic stepper.

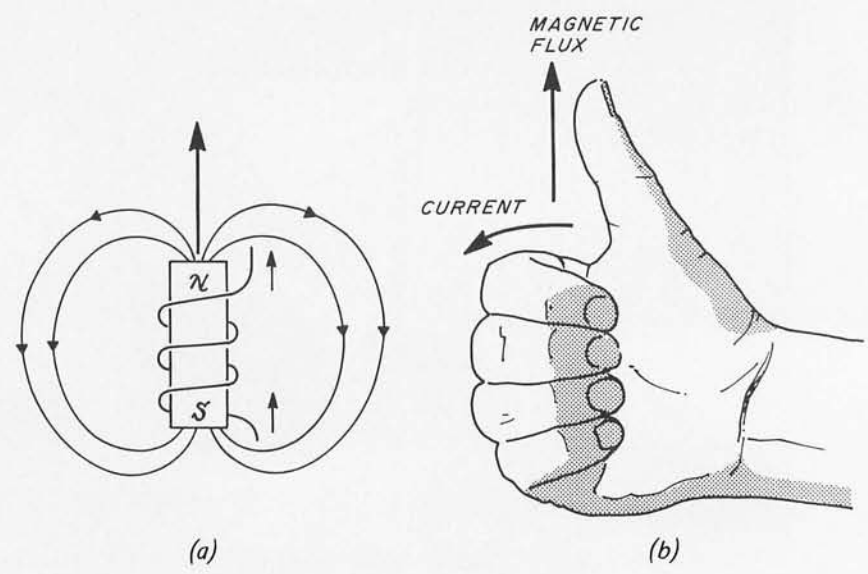
Stepper motors have typical step angles from 3.75° up to 90° . The step angle is determined by the number of coil phases in the motor. For any motor design this is

fixed and very accurate. Stepper motors can be readily obtained with operating voltage from 5 V to 48 V, with 12 V and 24 V the most common. The construction of the motor consists of a rotating multipole permanent magnet and stationary multipole electromagnet coils. The rotating magnet is formed by taking a cylinder of ferromagnetic material and magnetizing alternate north and south poles. 24 pole pairs give $7^\circ 30'$ steps.

The 4 phase stepper has two center tapped windings. Each winding surrounds one half of the rotor. Soft iron fingers arranged into pairs concentrate the magnetic flux from each winding near the rotor. As a winding is energized, the rotor moves to align its magnetic poles with the poles of the stator. The next coil in line will again shift the stator field and cause another rotor step.

Robert E Bober
449 Pleasant St
Framingham MA 01701

Figure 1: Illustration of the magnetic fields surrounding a current carrying coil. A simple method for determining the direction of the magnetic flux and the north pole of the system is shown in figure 1b. If the fingers of your right hand are wrapped around the coil in the direction of the current, your thumb will be pointing in the direction of the magnetic flux. This is called the right hand rule.



Thus with each pulse, one precise step is made. The trick is to energize the coils in the proper sequence.

Theory of Operation

The basis for all motor rotation lies in magnetics. Like poles repel while unlike poles attract. The tricky part is in creating the magnetic poles and directing the magnetic flux. The magnetic poles can be either permanent magnets or electromagnets. Permanent magnets are made of a variety of materials, and once magnetized by a strong magnetic field will retain their strength. Electromagnets consist of a coil of wire surrounding a soft iron structure. When current flows in the coil, a magnetic field exists. When the current ceases, the field

ceases. Figure 1a shows a typical electromagnet. When current flows as indicated, the magnetic flux creates north and south poles as shown. The magnetic flux is related to the direction of current in the coil using the right hand rule illustrated in figure 1b. If the fingers point in the direction of coil current flow, then the thumb points in the direction of magnetic flux and the north pole. If two magnetic systems exist in close proximity, their net magnetic flux is the vector sum of the two individual magnetic contributions at each point in space.

A motor consists of a stationary part called a stator and a rotating part called a rotor. In a stepper motor the stator is an electromagnetic coil and a ferrous magnetic path. The rotor is a permanent magnet,

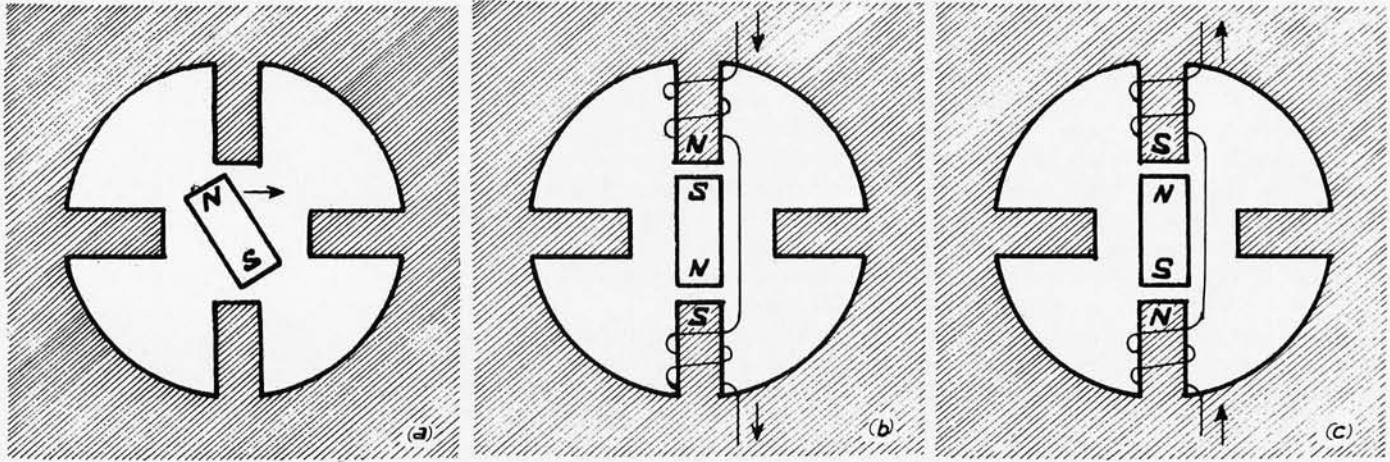


Figure 2: Movement of a rotor in a motor using only two poles. In figure 2a the rotor does not have any outside forces acting on it. In figure 2b one set of coils is energized and the rotor swings to line up opposite poles. When the current in the coils is reversed the rotor poles will switch. However, we cannot tell in which direction they will turn to get there.



FOUR STAR PERFORMERS FOR THE S-100 BUS

Meet The North Star Family

THE NORTH STAR S-100 FAMILY—four high performance products at attractive low prices. Our boards are designed for use in the North Star HORIZON computer and other S-100 bus computers using 8080 or Z80 processors. Visit your computer store for a demonstration, or write for our free color catalog.

16K RAM BOARD

No other S-100 bus memory can match the performance of the North Star 16K RAM at any price. This low-power board has been designed to work at full speed (no wait states), even at 4MHz with both Z80 and 8080 systems. Memory refresh is invisible to the processor, bank switching is provided and addressability is switch selectable in two 8K sections. Best of all, a parity check option is available. Kit: \$399. Assembled: \$459. Parity Option — kit: \$39. Assembled: \$59.

MICRO DISK SYSTEM

The North Star MDS is a complete floppy disk system with *all* hardware and software needed to add floppy disk memory and a powerful disk BASIC to S-100 bus computers. The North Star MDS is widely considered one of the best designed and most complete S-100 bus products

available. The MDS includes the S-100 interface board with on-board PROM for system startup, Shugart mini-floppy disk drive, cabling and connectors, and DOS and BASIC software on diskette. Kit: \$699. Assembled: \$799. Additional drive — Kit: \$400. Assembled: \$450. Single Drive Cabinet: \$39. Optional Power Supply: \$39.

Z80A PROCESSOR BOARD

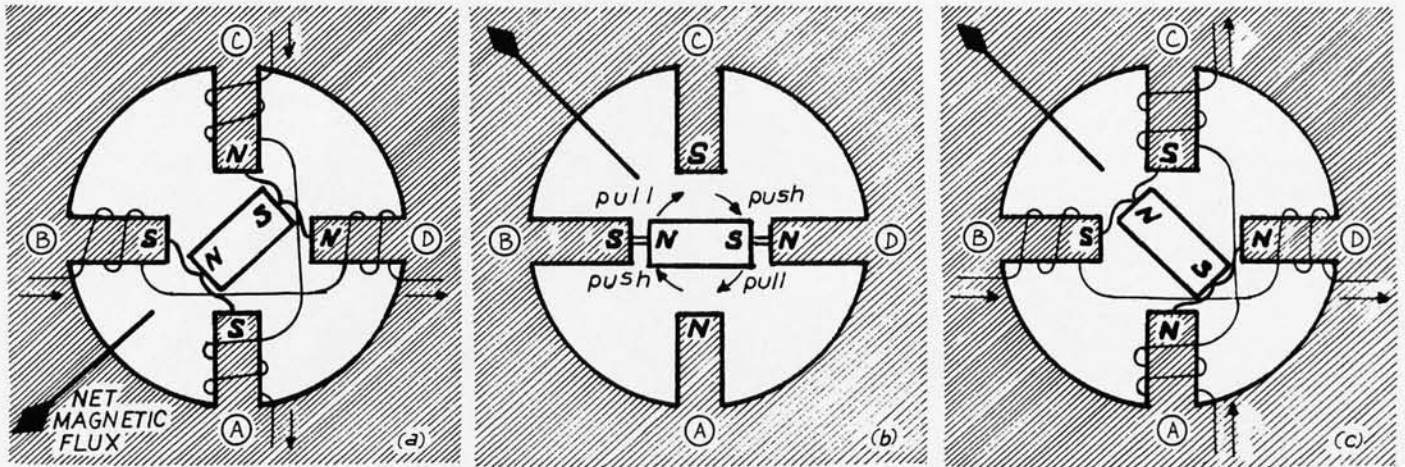
The North Star ZPB brings the full speed, 4MHz Z80A microprocessor to the S-100 bus. Execution is more than twice the speed of an 8080, and the ZPB operates in systems both with and without front panels. The ZPB includes vectored interrupts, auto-jump startup, and space for 1K of on-board EPROM. Kit: \$199. Assembled: \$259. EPROM Option — kit: \$49. Assembled: \$69.

HARDWARE FLOATING POINT BOARD

If you do number crunching, then this board is for you. The FPB performs high-speed floating point add, subtract, multiply and divide with selectable precision up to 14 decimal digits. Arithmetic is up to 50 times faster than 8080 software, and BASIC programs can execute up to 10 times faster. A version of North Star BASIC is included. Kit: \$259. Assembled: \$359. Prices subject to change.

NORTH STAR ★ **COMPUTERS**
2465 Fourth Street • Berkeley, California 94710 • (415) 549-0858

Figure 3: When an additional pair of stator coils is added to the system it is possible to turn the rotor in a definite direction by a predetermined amount. The net magnetic flux is indicated by the heavy arrow in each case.



usually a hollow cylinder to reduce inertia.

Figure 2a shows a 4 pole motor with none of its poles energized. When power is applied it will snap clockwise to position 2b if the direction of current is as shown. This is because the opposite poles are attracting and the like poles are repelling. However, when the direction of current is reversed it is not possible to predict the direction the rotor will turn in going from 2b to 2c. We must energize another pair of poles as in figure 3 before we gain control of rotation.

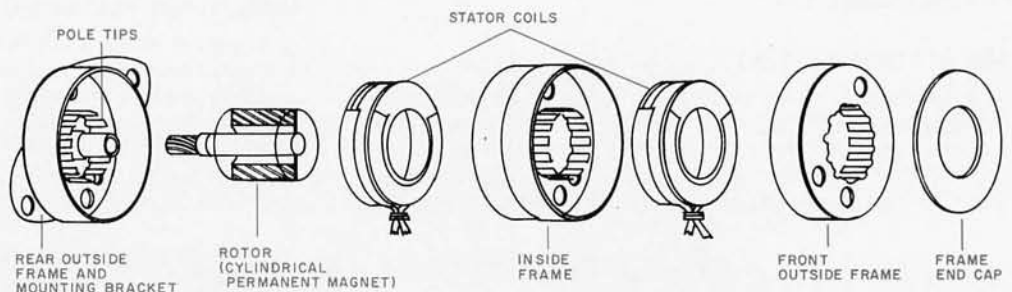
In figure 3a the rotor is shown at rest aligned with the net magnetic flux field from the stator coils. All four coils now have current flowing. In figures 3b and 3c the current has been reversed through stator coils A and C. Therefore, the net magnetic flux now adds up as shown. In figure 3b the rotor has started to turn clockwise. This

rotation is caused by the repulsion of the like poles as well as the attraction of the opposite poles. When the rotor poles again align with the magnetic flux of the stator, as in figure 3c, the rotor is again at rest. This motor requires four steps per revolution.

In a realizable motor there are more than four poles and they are folded up around the rotor. More poles will result in smoother rotation. The windings, two in these small motors, contribute magnetic flux to a number of poles. These coils may be center tapped to allow reversal of current in the windings with a single polarity power supply. This is illustrated more fully later on. Figure 4 shows an exploded view of a typical small stepper motor. The two coils are enclosed by steel cups which complete the outer magnetic path. The inner magnetic path of the stator is a series of small

Continued on page 102

Figure 4: An exploded view of a typical stepper motor showing internal construction.



Ohio Scientific advances the state-of-the-art of small computers.

From our inexpensive 8K BASIC in ROM Challenger IIP to our powerful triple processor Challenger III, Ohio Scientific offers a full range of products that are technologically superior to anything available on the market today.

Challenger IIP



Challenger IIP from Ohio Scientific is our unique personal computer with BASIC in ROM and 4K RAM for programs in BASIC.

Complete with audio cassette interface and a full computer keyboard, Challenger IIP can be connected to a home TV via an RF converter and it's ready to go.

Challenger IIP comes fully assembled and tested for only **\$598.00**.

Challenger II



Challenger II from Ohio Scientific is a disk based computer capable of storing up to 500,000 bytes of information on an Ohio Scientific dual drive floppy disk.

Challenger II comes with 16K of RAM (the disk BASIC is automatically loaded into the computer so there is no need for ROM's) and our powerful Disk Operating System (DOS) which allows the computer to perform big computer functions like random access, sequential and index sequential files in BASIC, and I/O distributors which support multiple terminals and industry standard line printers.

And best of all a 16K Challenger II with serial interface, single drive floppy disk, (250,000 bytes) BASIC and DOS costs only **\$1,964.00** fully assembled.

Challenger III



Challenger III from Ohio Scientific is the revolutionary, new triple processor computer that allows you to run programs written for the 6502A, 6800 and Z-80 processors.

Incredible as this is, a disk based Challenger III costs only about 10% more than conventional single processor microcomputers. A 32K Challenger III with a serial interface and a dual drive floppy disk assembled and tested costs **\$3,481.00**.


OHIO SCIENTIFIC

11679 Hayden • Hiram, Ohio 44234

For more information send for our Free, short form catalog, or send \$1 for our 64 pg. Small Computing Buyers Guide.


Introducing three boards only Ohio Scientific could build.

Ohio Scientific provides 15 system boards offered in over 40 different versions for Ohio Scientific Computer users. All of the boards are compatible with Ohio Scientific systems and many of them are by far technologically superior to any other microcomputer products on the market. And Ohio Scientific has the technology that made them possible.




500 CPU Board

This board gives you our ultra-fast 8K BASIC in ROM with plenty of user workspace (4K RAM) for as little as \$298.00. Use it as a standalone or as the CPU in a large system. BASIC is there the instant you turn it on. And in the October issue of *Kilobaud Magazine*, our version of 8K BASIC came out the winner in a BASIC timing comparison test of all of our competitors. The 500 is the fastest around!



510 Systems CPU Board

This is our unbelievable triple processor board! Complete with the 6502A, 6800, and Z-80 processors, this board allows you to run virtually all programs published for small computers. Available in the Challenger III, the 510 board is ideal for industrial development and research applications. There isn't another triple processor board like the 510 anywhere, except at Ohio Scientific!



560Z CPU Expander Board

The 560Z board is our multiprocessing board with a Z-80 and 6100 chip. This board allows you to run several processors simultaneously and the 6100 chip lets you run powerful PDP8 software with the 560Z. The 560Z board is the only multiprocessing board available for small computers, and Ohio Scientific makes it!


These three state-of-the-art CPUs are only a small part of the picture. Ohio Scientific's advanced technology offers you other unique features such as Multiport Memories, Distributed Processing, Big Disks with up to 300 megabytes on line, and Advanced Software.

OHIO SCIENTIFIC

11679 Hayden • Hiram, Ohio 44234

Announcing the most advanced disk anywhere for \$6,000

The 74 megabyte disk from Ohio Scientific



C-D74 from Ohio Scientific is the ultimate storage device for small computers.

The C-D74 is the first Winchester technology disk for small computers making big system technology affordable and reliable for the small system not under maintenance contract.

The disk uses a non-removable sealed chamber drive with a unique rotary positioner to provide the highest performance disk available today.

The Ohio Scientific C-D74 can store all the records of a medium size company for instant access. And the Winchester technology of the C-D74 means that the drive can run 24 hours a day without worry of disk wear.

There are other important C-D74 applications in business computing and research in computing itself. The disk makes small computers practical for much larger jobs than

formerly thought feasible, particularly since most business computing is disk bound and not computer bound.

C-D74 provides an unbelievable 35 millisecond average access time to any of 74 million bytes of information. With a 10 millisecond single track seek, the drive has an incredible data transfer rate of 7.3 megabits per second.

Recommended minimum hardware for the C-D74 is a Challenger with 32K RAM and at least 8K on a Dual Port 525 board, and a single or dual-drive floppy disk.

The drive, cable, interface for an Ohio Scientific Challenger and OS-74 operating system software is \$6,000 FOB Hiram, OH. Equipment rack shown not included.

OHIO SCIENTIFIC DEALERS

- | | |
|--|--|
| <p>American Microprocessors Equipment & Supply Corp.
20 N. Milwaukee Ave
Prarieview, IL 60069
(312) 634-0076</p> <p>Century 23
4566 Spring Mountain Rd.
Las Vegas, NV 89102</p> <p>Computer Business
RR #4
Box 910
Joplin, MO 64801</p> <p>Computer Hobby Shop
4450 Trinity Avenue
Salt Lake City, UT 84120</p> <p>Computer Mart of New York
118 Madison Ave.
New York, NY 10010
(212) 686-7923</p> <p>Computer Power
P.O. Box 28193
San Diego, CA 92128
(714) 746-0064</p> <p>Delaware Microsystems
92 E. Main St. #1
Newark, DE 19711
(302) 738-3700</p> <p>Desert Data
Microcomputer Sales
P.O. Box 1334
Tucson, AZ 85702
(602) 623-6502</p> <p>H/B Computers
217 East Main St.
Charlottesville, VA 22903
(804) 295-1975</p> <p>Microcomp
P.O. Box 1221
Fond-Du-Lac, WI 54935
(414) 922-2515</p> <p>Microcomputer Workshop
234 Tennyson Terr.
Williamsville, NY 14221
(716) 634-6844</p> | <p>Omaha Computer Store
4540 S. 84th St.
Omaha, NE 68127
(402) 592-3590</p> |
|--|--|

REPRESENTATIVES

- | | |
|--|--|
| <p>Abacuz Data
P.O. Box 276
Oil City, PA 16301</p> <p>Associates Consultants
33 Ogden Ave.
East Williston, NY 11596
(516) 746-1079</p> <p>BRAG Microcomputers
19 Cambridge St.
Rochester, NY 14607
(716) 442-5861</p> <p>Computer Business
P.O. Box 171
LaPorte, IN 46350
(219) 362-5812</p> <p>Johnson Computer
P.O. Box 523
Medina, OH 44256
(216) 725-4560</p> <p>Omega Computing, Ltd.
Box 220, Station P
Toronto, Ont. M5S 2S7
(416) 424-2174</p> <p>Pan Atlantic Computer Systems, GmbH
61 Darmstadt
Frankfurterstrasse 78
West Germany
(08102) 3206</p> <p>Secom Systems
541-1 New Peach Tree Rd.
Chamblee, GA 30341
(404) 934-3272</p> <p>Spectrum Technology Services
P.O. Box 942
Palos Verdes Estates, CA 90274</p> <p>Systems Engineering Enterprises
Suite 307
1749 Rockville Pike
Rockville, MD 20852
(301) 468-1823</p> | <p>Tek-Aids, Inc.
1513 Crain St.
Evanston, IL 60202
(312) 328-0110</p> <p>Yingco, Inc.
2 World Trade Cntr.
Penthouse 107th Floor
New York, NY 10048
(212) 775-1184</p> |
|--|--|

The state of the art in small computers.

call 1-216-569-3241

Simulation of Motion

Part 4: Extended Objects, Applications for Boating

Stephen P Smith
POB 841
Parksley VA 23421

Have you ever wondered why the shapes of boat hulls differ so widely? Boating enthusiasts know that certain designs will be best in lakes and rivers, and certain others in open seas. Some boats are much roomier than others; some are safer in rough water; but what penalties in stability and riding comfort might you pay for the extra room or seaworthiness? The motion of a boat depends on its response to the variety of waves it encounters. These motions can be simulated on your personal computer. You can determine how a given design will respond to any sea condition. The basic equations for stepping speed and position into the future will still apply, as they were discussed in the earlier articles of this series; but you'll also need some new techniques. As you implement this simulation, you'll discover that forces in a linear degree of freedom can also produce moments and their resulting motion in an angular degree of freedom. In this article, I'll show how that interaction is handled. I'll also introduce the concept of distributed forces, and a numerical technique to handle them. Although developed for a boating application, these new ways of calculating forces should find use in updating many of our previous simulations.

We have already seen quite a variety of ways to calculate forces. Gravity, a force present in every simulation in the last three articles, simply made a constant change in the vertical speed at each step. Thrust, used in rocket and aircraft simulations, came either from a user input or from a table interpolation. Forces in an automobile

suspension were found to depend directly on the vertical position (spring force) and the vertical speed (damping force). Aerodynamic forces were computed by multiplying a coefficient (ie: constant) by the sum of the squares of the speeds in each linear degree of freedom. While these examples cover most of the situations you are likely to encounter in simple models, any new simulation might present some unique requirement.

For example, in all the calculations, the forces have had one thing in common. They acted at a single point. We call such forces discrete. In reality, some are not discrete, but act at many points on a body simultaneously. These are referred to as distributed forces. Aerodynamic drag is a typical distributed force. Although we used the drag coefficient to calculate a single force, the retarding action of the air acts all over the body. A coefficient is just one tool used to convert distributed forces into discrete ones. Not all distributed forces can be converted using coefficients, so I'll introduce a more general technique using the boating simulation as an example.

The principle forces on a boat are gravity and buoyancy, the floating power of the hull. Because buoyancy is an upward push provided by the water, it is not difficult to see that it is a distributed force covering the entire area of the boat below the water line. Converting this distributed force to a discrete one will allow us to simulate the vertical motion of the boat.

Perhaps more important to the boat designer or buyer will be the angular, rolling

Price/Performance no one else has put together.



IMSAI Introduces the PCS-80/30 Integrated Video Computer

- 3 mHz microcomputer
- 3K ROM monitor
- 2K RAM
- 8 expansion slots
- 14 mHz integrated intelligent CRT (24 x 80)
- Intelligent Keyboard
- Parallel interface
- 2 serial interfaces
- Graphic and edit CRT functions
- 28 amp power supply
- All for \$1499* assembled and tested.

Software:

ASSEMBLER, DOS, TTY and ACR
BASIC, Commercial/Scientific BASIC,
FORTRAN IV and more.

Memory Options:

4, 16, 32 and 64K RAM memory boards.

Peripherals:

Printers, floppies—mix and match;
standard, mini and high performance
double density floppy disks on the same
system (an industry first), 1/2" magnetic
tape drive, CRT and TV monitors.

Send today for your copy of the 250-page
IMSAI PCS-80/30 User Manual. Price
\$5.00. The cost of the manual may be
applied towards your purchase of a PCS-
80/30 Integrated Video Computer. Use
the coupon provided.



Gentlemen:

Send me the IMSAI PCS-80/30 User Manual, price
\$5.00. I understand that the \$5.00 may be applied
towards the purchase of a PCS-80/30 Video
computer System.

Check/Money Order enclosed. Amt. \$ _____
Charge my BAC M/C

_____ Exp. Date: _____

Sig. _____

Name _____

Address _____

City _____

State/Zip _____

IMSAI 14860 Wicks Blvd. San Leandro, CA 94577

IMSAI®

**The Standard of Excellence
in Microcomputer Systems**

IMSAI Manufacturing Corporation
14860 Wicks Blvd. San Leandro, CA 94577
(415) 483-2093 TWX 910-366 7287

*U.S. domestic price only. PCS-80/30 kit available. Other PCS-80 kits start
at \$699. Prices and specifications subject to change without notice.

Wind Speed	Typical Bodies of Water				
	Rivers	Lakes	Inlets	Bays	Open Sea
2 m/sec					
period (sec)	0.6	1.0	1.5	2.0	3.5
length (m)	0.56	1.5	2.3	3.1	20.0
height (m)	0.02	0.06	0.12	0.15	0.5
5 m/sec					
period (sec)	0.8	1.2	2.0	2.4	4.5
length (m)	0.1	2.25	5.0	9.0	30.0
height (m)	0.05	0.08	0.2	0.25	0.75
10 m/sec					
period (sec)	1.25	2.0	3.0	4.25	7.0
length (m)	2.4	6.25	14.0	28.0	80.0
height (m)	0.08	0.15	0.35	0.7	2.0
20 m/sec					
period (sec)	2.5	4.0	6.0	8.5	14.0
length (m)	10.0	25.0	56.0	110.0	300.0
height (m)	0.25	0.65	1.4	2.8	7.5

Table 1: Characteristics of waves. The height, period and length of waves all vary, but for certain conditions, average values have been established. The wave length and period are affected by the depth of the water. The height depends on the wind speed, how long it has been blowing, and the width of the body of water. Readers who want to model real sea conditions should find a good oceanography text, but the above summary should prove adequate for casual use.

and pitching motion of the boat. Angular motion was introduced in a rocket flight simulation (see January 1977 BYTE, page 144). In that case, it was entirely independent of the linear motion. At the end of the same article I suggested that the motion of an automobile body should also be simulated using an angular degree of freedom, but that the angular and linear motions could no longer be considered separately. This is also true in the boating example. The moments used to compute the angular motions will be calculated directly from the linear motions. Because the forces in the automotive example are discrete, we'll develop the technique to handle combined angular and linear motion using the distributed forces of the boat example. In that way, one simulation will serve to demonstrate both of the new concepts. I'll leave the development of a two or four wheel automobile suspension simulation to interested readers.

The motion of a boat is similar in many ways to that of the automobile body. When it is launched, a boat settles into the water in response to gravity. As the hull displaces more water, the buoyant force becomes larger, until at some point, it balances gravity and the boat stops sinking. This point is called equilibrium and is analogous to the equilibrium of an automobile suspension. Unless there is a disturbance, the boat will remain at equilibrium. In the automotive example, disturbances came in the form of a rising or falling road. With boats, we en-

counter a rising and falling sea, in other words, waves.

Sea waves occur in a variety of shapes. Their length (distance peak to peak), their height (distance peak to trough), and their period (time to rise and fall), all vary apparently at random. In fact, these parameters have fairly well defined relationships. Readers with an interest in modeling sea states should refer to a good marine science text. For this simulation, we'll represent waves with a sine function, and use the data in table 1 to compute their size.

Dealing just with forces for a moment, let's see how a small object is affected by wave motions. Figure 1 shows a bottle, floating in a body of water. We know from our previous simulations that every second, gravity subtracts 9.8 meters per second from the bottle's vertical speed. If the bottle is to remain stationary, the effect of buoyancy (force divided by mass) must be equal and opposite (ie: 9.8 meters per second per second upward). The mass of the bottle should be known. Let it be 0.1 kilograms. The buoyant force is equal to the weight of the water displaced by the bottle. Remember that weight is a force, the effect of gravity acting on a mass. The weight of the water, in newtons, is equal to its mass, in kilograms, times the effect of gravity, 9.8 meters per second per second. Each 1000 cubic centimeters (cc) of water has a mass of 1 kilogram, and thus a weight of 9.8 newtons. Knowing this, and the mass of

extensys

corporation

High performance, cost effective products for your microcomputer.

The Extensys FOS100 Floppy Disk System provides a high performance floppy disk system based upon multiprocessors in a multiuser environment. The FOS100 accomplishes this through a completely integrated hardware and software system. The hardware consists of a File I/O board, a PerSci controller board and one or two dual PerSci Model 277 floppy disk drives. The File I/O board has an 8080A microprocessor, 1K of PROM and 8K of RAM on-board to provide a separate I/O processor which will handle all disk I/O functions of the system. The PerSci controller board is encased in an attractive cabinet with either one or two dual PerSci drives.


The software, Extensys Multiprocessor Operating System, EMOS, provides many large computer capabilities, such as multiprocessor, multiuser operation, individual file security based upon user supplied passwords, system security and IBM compatible format. Additionally, the FOS100 has optional Direct Memory Access (DMA) capabilities when used in conjunction with the Extensys MM16 Memory Manager board.



FOS100

The Extensys RM64 Memory Board provides up to 64K on one board. Designed for S-100 based computers, the RM64 occupies only one bus slot. Four versions of the same board are available: 16K, 32K, 48K and 64K bytes with the less-than-64K versions easily expandable by inserting memory chips into existing sockets. The Board uses dynamic RAMs with 300 ns access time and "invisible" on-board refresh. Other features include bank select logic for PROM/ROM coexistence plus expansion beyond 64K, write protect circuitry, and multilayer ground plane construction for noise immunity.

The RM64 comes completely assembled and tested with a one year warranty. Delivery is STOCK to 15 days upon receipt of order, with shipping and handling prepaid in the continental United States.



RM64

Are you planning to produce a high performance, cost effective computer system or expanding the capabilities of your current line? If so contact US, the people who can make it happen for you NOW.

extensys
corporation

Extensys Corporation
380 Bernardo Avenue
Mountain View, CA 94040
(415) 969-6100

the bottle, we can calculate the amount of water that the bottle displaces. In other words, we can find the volume, V , of the bottle below the water line at equilibrium. Force divided by mass must equal 9.8 to balance gravity, so the equation $9.8 = 9.8/V$

$1000 * V / 0.1$ can be solved for V to find that 100 cc of the bottle is under water. If the bottle is 4 centimeters in diameter, we will find (from the formula for the volume of a cylinder) about 8 centimeters of its length must be below the surface.

Now suppose that the surface of the water rises suddenly. More than 8 cm of the bottle will be underwater, and the buoyant force will exceed gravity. The vertical speed of the bottle will increase and it will rise with the water. When the bottle reaches equilibrium again it will still have a positive vertical speed, so it will pass through that point and continue to rise. Now, however, it is gravity which is the larger force, and the vertical speed will be reduced until the bottle begins to descend. Eventually, these motions will disappear (due to the drag force applied by the water) and the bottle will come to rest at equilibrium. This happens so quickly that the bottle appears to be moving up and down exactly with the waves.

For larger objects, boats for example, the actual motion may be more apparent. We could treat a boat exactly like the bottle and simulate its up and down motion. As I suggested earlier, however, it is the angular rolling and pitching motion of the boat that is of real interest. To simulate these motions,



Figure 1: A bottle sinks until it displaces an amount of water equal to its own weight.



OUTSTANDING TERMINAL EQUIPMENT VALUE

IBM 2741 – compatible or standard ASCII (with Break and Control code features). RS232-C interface.

RECONDITIONED SELECTRIC TERMINALS

CONTACT KEN PAYNE

Dal-Data Inc. • 1111 W. Mockingbird Lane
Suite 1400 • Dallas, Texas 75247 • 214-630-9711

IBM Correspondence
or BCD Code\$795.00

- IBM 2741 Compatible
- RS232C Interface

ASC II Code\$995.00

- 300 Baud 200 Character Print Buffer
- RS232C Interface
- Break and Control Code features

30 DAY WARRANTY NATIONAL SERVICE AVAILABLE

SCREENSPPLITTER

A COMPLETE TV TEXT DISPLAY SYSTEM

from

Micro Diversions, Inc.

40 LINES

86 CHARACTERS/LINE

ONBOARD WINDOW SOFTWARE
FOR CONTROLLING UP TO 50
LOGICALLY INDEPENDENT WINDOWS

GENERAL

SCREENSPPLITTER is a self-contained TV text display system for your microcomputer. It comes on a single, high-quality S-100 compatible board, complete with its unique Window Package software module. With the Window Package, you can logically segment SCREENSPPLITTER's huge 40 x 86 display of upper-lower case characters into up to 50 independent "windows" of various sizes. (You get the idea from our ad!) Each window has its own optional frame, cursor, figure-ground, and optional label, and each window scrolls and automatically formats its text independently of all the others. QUICK! There's some interesting information flashing by in WINDOW 1. Go read it!

WINDOW 1

Whoops! Our output routine seems to be having problems. Oh well, at least you get to see some of SCREENSPPLITTER'S scientific symbols. (You can order a graphics character set optionally.)

▲▲▲▲▲▲
time

And any character may be user-defined as a winking character. How? you ask. Simple: SCREENSPPLITTER uses a 2708 reprogrammable memory as its character generator. Turn on the character's "wink" bit in the 2708, and presto!

Oh, and naturally, each of the 1640 characters on the screen may have its figure-ground reversed independently.

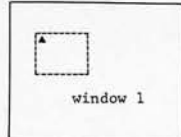
Frills, you say? No, thrills! Just take a look in the window up there to see how SCREENSPPLITTER puts these raw materials to work in the onboard 1K Window Package (that back there is the cursor character).

The Window Package's auto-formatter does n't care how skinny your windows are (it'll hack your text down to one column if you can stand it!)

THE CARE AND FEEDING OF WINDOWS

OK. You have just powered on. Initialize the Window Package and turn on your first window:

```
INIT()
OPEN(1,10,15,20,30)
```



Now, just to flex your bits, give the user a wake-up flash (a brief figure-ground reversal inside the window):

```
FLASH(1)
```

Now that you have his attention, go ahead and frame the window (you don't have to, of course):

```
FRAME(1)
```

and, while you're at it, label it, and set the scroll line count:

```
LABEL(1,"General I/O")
SCROLL(1,5)
```

(i.e., when the window fills up, pop it up 5 blank lines)

Just to keep him interested, switch the cursor character from the default caret to the winking caret:

```
CURSORCHAR(1,▲)
```

Now that he's all excited, eyes bulging from the initial flash, transfixed by the hypnotic winking cursor, hit him with some text through window 1:

```
PRINT(1,"I hate to tell you this, William, but last night the kids wired that chair you're sitting in with 110 volts AC.")
```

Now (this'll really kill him), open a second window to the right:

```
OPEN(2,10,50,5,20)
FRAME(2)
LABEL(2,"Will's Will")
```

and print out a second message through this new window:

```
PRINT(2,"Please type your last will and testament.")
```

Now, of course, you echo his input through window 2, relying on the default scrolling of 1-line "pop-up" when the window fills up.

And on, and on...

SOME APPLICATIONS

1. You have a BASIC program. Open a number of windows, giving each important subroutine in the program its own window. When your program runs, you get a two-dimensional feel of the flow of the execution - flurries of activity here, brief flashes there. You can have the feeling of being able to converse with each subroutine individually!
2. You have a page-oriented text editor. Pick up a paragraph here, a paragraph there, isolating each in its own window while you rummage through the main text in its own large window. Using the MOVEWINDOW function, you can move blocks of text around to produce a final layout.
3. You have an assembly language debugger. Allocate one window to the real-time clock, another to the run-time clock, and several more to display various registers in your 8080 or Z80. Then, you can keep the debugging information separate from your program's I/O, with the debugging information continually present.
4. You have some fancy games. Give each player his own window and define some "community windows." Let your imagination take over!

PS: Watch for our full graphics board, also with its on-board software... Coming soon!

PARTIAL FUNCTION SUMMARY

- INIT()
- OPEN(W,X,Y,DX,DY)
- CLOSE(W)
- FLASH(W)
- FRAME(W)
- UNFRAME(W)
- LABEL(W,STRING)
- SCROLL(W,N)
- CURSORCHAR(W,CHAR)
- CURSORPOS(W,X,Y)
- PRINT(W,STRING)
- PRINTCH(W,CHAR)
- BACKSPACE(W)
- CLEARLINE(W)
- CLEAR(W)
- BLANKLINE(W,COUNT)
- COMPLEMENT(W)
- PLOT(W,X,Y,CHAR)
- MOVEWINDOW(W,X,Y)

POINTS OF INTEREST

- Entire hardware/software system on a single, high-quality S-100 buss compatible board.
- Drives a 10mhz or better TV monitor via standard 75 ohm coaxial cable (supplied).
- 4K static RAM -2114's- display buffer is memory-mapped into your CPU's address space for fast, convenient access if you ever need to bypass the Window Package software.
- User-selectable wait state for operation with 4mhz CPU's.
- 1K onboard 2708 is jumper changeable to a 2K 2716 for user extensions to the Window Package.
- Board presents one TTL load to host, yet drives up to 20 TTL loads via 74367 buffers.
- Provisions for jumpering TV data, sync, blanking off board for external mixing (via 16 pin socket).

WHAT YOU GET

- Complete SCREENSPPLITTER Kit, with all IC's, low profile sockets, preprogrammed Window Package EPROM, assembly instructions
- Comprehensive Theory of Operation Manual
- Complete source-code listing, and User's Manual for the Window Package
- 90 day warranty on parts and labor

ORDERING INFORMATION

1. Tell us for which 8K boundary you would like your Window Package assembled.
2. Tell us whether you want the scientific symbols, or the graphics characters in ASCII codes 0-31 of your character generator.
3. Send us a personal check, Master Charge or BAC/VISA number and expiration date. Kit price is \$295. Assembled, \$385. (Virginia residents please add sales tax.)
4. We will send you the SCREENSPPLITTER, postpaid (in the continental U.S.) from stock to 60 days.

+
+
+++
+++
++++
the PLOT(W,X,Y,"+") thickens

Micro Diversions, Inc.

7900 Westpark Drive, Suite 308

Mc Lean, Virginia 22101

(703) 827-0888

DEALER INQUIRIES INVITED
EVALUATION KITS AVAILABLE

06:01:48

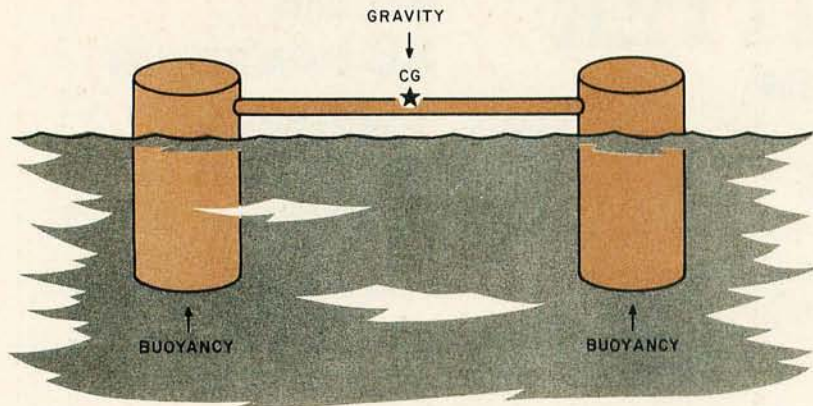


Figure 2: The distribution of the buoyant force determines the angular motion about the center of gravity.

we will need to know not just the total buoyant force, but also how it is distributed over the hull. The device shown in figure 2 will illustrate a general technique for finding the distribution.

You can think of this device as two bottles joined together with a stick or as the two hulls of a catamaran. Just as we calculated the buoyant force on the bottle in figure 1, we can calculate separate forces on each of these two bottles. The sum of the forces can be used to compute the vertical motion of one point on the device. This point is called the center of gravity (CG). The location of the center of gravity is critical. If you were to place the stick on a knife edge and find the point at which it balanced, this would be the center of gravity. It is the point on a body where the effect of gravity appears to be concentrated. Because the mass of an object is distributed throughout its volume, weight is a distributed force. By locating the center of gravity, however, we have a tool that transforms it into a discrete one.

We could also define a center of buoyancy, the point at which the total buoyant force appears to act. Unfortunately, the location of this point can move significantly as the boat rises and sinks in the water. The center of gravity is also subject to some movement, such as when a passenger moves from the back to the front of the boat. Unlike the movement of the center of buoyancy, however, changes in the location of the center of gravity are not tied directly to the results of our simulation, the linear and angular motion of the boat. For this simulation, we will treat the center of gravity as stationary, and try to avoid dealing with the moving center of buoyancy.

Since we cannot deal with buoyancy as simply as we do gravity, we will have to deal

with the individual parts of a body more directly to find a general method of handling the distribution. In the case of the "catamaran" in figure 2, this is fairly easy. First, we assume that the bottles are small when compared to the length of the stick. Next, we assume that the center of buoyancy of each bottle is at its center, no matter how it sits in the water. Now, as far as our simulation is concerned, the entire buoyant force on the bottle acts at a point which is at a known distance from the center of gravity. This makes no difference to the vertical degree of freedom, but it is the key which allows us to simulate the angular motion.

Remember from the last article that a moment is the product of a force times a distance. In the current example, each bottle creates a moment equal to the buoyant force times the distance of the bottle from the center of gravity. Note that we define distances to the right as positive, and to the left as negative. Thus an upward force on the righthand bottle creates a positive (counterclockwise) moment. An upward force on the lefthand bottle creates a negative moment. In each simulation step, the moments are summed and then divided by the moment of inertia to find the change in angular speed each second. With this value, we can step the angular degree of freedom into the future, and return to compute new forces and moments.

Now we must determine how the combined angular and linear motion can be used to compute the new buoyant force. The force is proportional to the volume of the bottle below the waterline. For a single bottle, it was computed from the position in the vertical degree of freedom, and the location of the water surface. With the two bottle device, the vertical degree of freedom tells us only the position of the center of gravity. We must use the angular degree to find the relative position of other points on the device. If there is a positive angular position, the device will be turned counterclockwise around the center of gravity. Consequently, the lefthand bottle will be lower than the center of gravity and the right one will be higher. The exact difference is calculated by multiplying the sine of the angular position by the distance of the bottle from the center of gravity. Again, note that points to the left have a negative distance from the center of gravity. Positive angular positions move them down.

Let's illustrate this with an example. Suppose the vertical position of the center of gravity is 0.01 meters, and the angular position is 2 degrees (0.035 radians). A bottle 1.2 meters to the left would be at

$$0.01 + \sin(0.035) * (-1.2) = -0.32 \text{ meters}$$

in other words, about 3 centimeters below its equilibrium position. A bottle 1.2 meters to the right would be

$$0.01 + \sin(0.035) * 1.2 = 0.052 \text{ meters high.}$$

The vertical position of any other point can be found similarly.

Having found the positions of the bottles, we must now find the positions of the water surface at each bottle. These will come from a sine function modified by a representative wave height, period and length. The argument of the function will be the sum of the current time divided by the period, and the bottle location (distance from the center of gravity) divided by the wave length, all multiplied by two π (to convert to radians). Once evaluated, the function is multiplied by one half the wave height (amplitude) to arrive at a final surface position. Using this scheme the surface varies with both time and location in a good approximation of sea waves.

The data in table 1 can be used to continue the example we began above. Let's place our two bottle catamaran in an inlet with 5 meter per second winds. We have determined that the water surface is given by the following formula.

$$S = \text{HEIGHT}/2 * \sin(6.28318 * (\text{TIME}/\text{PERIOD} + \text{LOCATION}/\text{LENGTH}))$$

At TIME = 1.8 seconds, we would find that the water surface at the left bottle is $0.2/2 * \sin(6.28318 * (1.8/2 + (1.2/5))) = 0.084$ meters, just below the equilibrium position. At the right bottle, the surface is at $0.2/2 * \sin(6.28318 * (1.8/2 + 1.2/5)) = 0.077$ meters. If we subtract the positions of the bottles from these values and add the 8 centimeter length of the bottles underwater at equilibrium, we will have calculated the length of each bottle below the surface at TIME = 1.8 seconds. For the left bottle this will be $(-0.084) - (-0.032) + 0.08 = 0.28$ meters. For the right bottle this will be $0.077 - 0.052 + 0.08 = 0.105$ meters. If the bottles are 4 centimeters in diameter, then the left one displaces $0.04 * 0.04 * 3.14159/4 * 0.28 = 3.45 * 10^{-5}$ cubic meters and has a buoyant force of $9800 * 3.45 * 10^{-5} = 0.345$ newtons. The moment it produces is $0.345 * (-1.2) = -0.414$ newton meters. Similarly, the right bottle displaces $9.67 * 10^{-5}$ cubic meters and produces a force of 0.948 newtons and a moment of 1.14 newton meters. The sum of the forces, 1.293 newtons, is used to update the vertical degree of free-

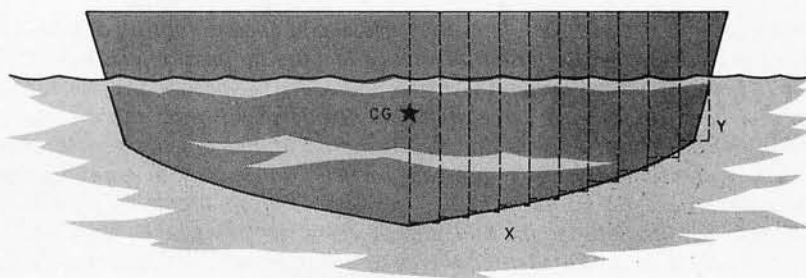


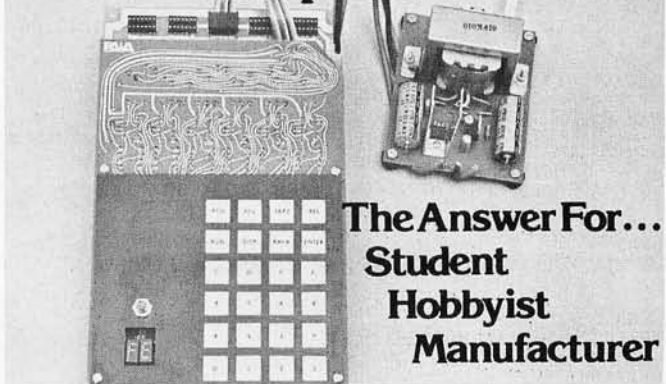
Figure 3: The continuous hull of a boat can be divided into a series of discrete segments or "bottles." X is the distance from the center of gravity to the center of the bottle. Y is the length of the bottle below the water line at equilibrium. Note that the symmetry about the CG enables us to describe the hull while only segmenting half of it.

dom. The sum of the moments, 0.534 newton meters, is used to update the angular degree of freedom. Now we can compute new positions, forces, moments, etc, and begin the cycle again.

Simulating the motion of a two bottle catamaran may not be very useful, but the technique is easily extended to real boats. Instead of thinking of the hull of your boat as a continuous surface, think of it as a collection of "bottles." Figure 3 shows a boat hull that has been divided in this

X(m)	Y(m)
±0.05	0.50
±0.15	0.49
±0.25	0.47
±0.35	0.45
±0.45	0.42
±0.55	0.39
±0.65	0.36
±0.75	0.31
±0.85	0.37
±0.95	0.22

BAIA 8700 Computer/Controller



The Answer For...
Student
Hobbyist
Manufacturer

8700 Processor: 6503 MPU. Wear free "Active Keyboard". Micro-Diagnostic. Extensive documentation. Fully Socketed.

Piebug Monitor: Relative address calculator. Pointer High-low. User Subroutines. Back-step key.

Cassette Interface: Load & Dump by file #. Tape motion control. Positive indication of operation.

Applications systems from \$90 (10 unit quantity)

Development systems from \$149 (single unit)

TELL ME MORE I want to see for myself that the 8700 is The Answer.

Please send documentation and price lists. \$10 enclosed. name: _____

I don't need documentation please send price lists. address: _____

Please send FREE CATALOG. city: _____ state: _____ zip: _____

BAIA ELECTRONICS DEPT. 2-B • 1020 W. Wilshire Blvd. • Oklahoma City, OK 73116 (405) 843-9626

Listing 1: This program simulates the vertical and angular motion of a boat in response to sea waves. Because it involves a lengthy summation, it is inherently slow. I have, therefore, used only the second order predictor corrector formulas, and have employed a large step size. Readers who want more accuracy and who can afford to wait for results should implement the fourth order equations presented in my previous article on automotive applications (December 1977 BYTE, page 112). They should also increase the number of "bottles" used to describe the hull, and decrease the step size.

It should also be noted that the program does not simulate the viscous damping action of the water. As a result, if you are unfortunate enough to specify a resonant frequency of the hull as the wave period, the boat will appear to leap out of the water. While this result is obviously erroneous, it will highlight a design to be avoided.

```

100 REM SHIP MOTION SIMULATION
110 REM DESCRIBE HULL CROSS SECTION
111 REM X IS DISTANCE FROM CG TO CENTER OF BOTTLE
112 REM Y IS LENGTH OF BOTTLE BELOW WATER AT EQUILIBRIUM
120 DIM X(10),Y(10)
140 DATA 0.05,0.5,0.15,0.49,0.25,0.47,0.35,0.45,0.45,0.42
150 DATA 0.55,0.39,0.65,0.36,0.75,0.31,0.85,0.27,0.95,0.22
160 FOR J=1 TO 10
170 READ X(J),Y(J)
180 NEXT J
190 REM SET BUOYANCY FACTOR; "BOTTLE AREA"*DENSITY*9.8
200 B=0.01*1.03*9.8
209 REM COMPUTE MASS(M) & MOMENT OF INERTIA OF CROSS SECTION
210 M=0
211 I=0
212 FOR J=1 TO 10
214 M1=B/9.8*Y(J)
216 M=M+M1*2
218 I=I+M1*X(J)*2
220 NEXT J
230 REM SET SEA STATE: HEIGHT(H),LENGTH(L),PERIOD(P)
240 H=0.2
250 L=5
260 P=2
270 REM INITIALIZE INTEGRATION VARIABLES
280 DATA 0,0,0,0,0,0,0,0,0,0,0,0,0,0,0
290 READ Z,Z1,U,U1,A,A1,R,R1,Q,Q1,C,C1,T
300 REM INITIALIZE STEP SIZE AND PRINT INTERVAL
310 D=0.1
315 K=0
320 K1=0.1/D
321 PRINT "TIME(SEC)   VERTICAL POSITION(M)   ANGULAR POSITION(DEG)"
330 REM SUM FORCES AND MOMENTS ON THE "BOTTLES"
340 GOSUB 600
345 REM PREDICT VERTICAL MOTION
346 REM A,U,Z ARE ACCELERATION,SPEED, AND POSITION
350 A1=F/M-9.8
360 U=U1+D*A1
370 Z=Z1+D*U1
375 REM PREDICT ANGULAR MOTION
376 REM C,Q,P ARE ACCELERATION,SPEED, AND POSITION
380 C1=G/I
390 Q=Q1+D*C1
400 R=R1+D*Q1
410 REM SUM NEW FORCES AND MOMENTS FOR CORRECTOR FORMULAS
420 K=K+1
430 T=T+D
440 GOSUB 600
445 REM CORRECT VERTICAL MOTION
450 A=F/M-9.8
460 U=U1+D/2*(A+A1)
470 Z=Z1+D/2*(U+U1)
475 REM CORRECT ANGULAR MOTION
480 C=G/I
490 Q=Q1+D/2*(C+C1)
500 R=R1+D/2*(Q+Q1)
508 REM PREPARE FOR NEXT STEP
510 U1=U
520 Z1=Z
530 Q1=Q
540 R1=R
550 IF K<K1 THEN 340
560 PRINT T,Z,R*57.296
570 IF T<10 THEN 340
571 STOP
600 REM CALCULATE AND SUM FORCES AND MOMENTS ON "BOTTLES"
630 F=0
640 G=0
660 FOR J=1 TO 10
665 REM POSITIVE HALF OF HULL IS GIVEN
666 REM W IS VERTICAL POSITION OF WATER SURFACE AT BOTTLE J
667 REM W1 IS LENGTH OF BOTTLE BELOW WATER SURFACE
668 W=H/2*SIN(6.28318*(T/P+X(J)/L))
669 W1=Y(J)-Z-SIN(R)*X(J)+W

```

manner. The hull can now be described by a table of Xs and Ys. The Xs represent the distances from the center of gravity to the center of each bottle. The Ys represent the lengths of each bottle below the waterline at equilibrium. Now, instead of making a series of calculations for one or two bottles, we make them for many. Just as before, the sum of the forces influences the vertical motion of the center of gravity, and the sum of the moments influences the angular motion around the center of gravity.

We now have an effective method for dealing with distributed forces. We simply divide the area over which the force acts into small segments. Within each segment, we neglect the distribution and calculate a discrete force and moment. Finally, we sum the force and moments to find the effects on the linear and angular speeds.

I have included a BASIC program with this article to illustrate the technique as applied to our boating example. With the data supplied, it computes the rolling motion of the hull cross section pictured in figure 3. Boating enthusiasts will be able to insert some other hull cross sections (deep vee, trihull, etc) in the data statements and compare the response to the sample sea states. If lateral (side to side) sections are used, the program will simulate rolling motion. If longitudinal (fore and aft) sections are used, the program will compute pitching motions. Interested readers should be able to extend the program to include three dimensional boat models and simulate both angular motions simultaneously.

With the inclusion of techniques for handling distributed forces and combined angular and linear motion, your collection of software tools for simulating motion is fairly complete. When using these tools on a personal computer, you should try above all to limit the scope of your simulations. Determine which motions really interest you and neglect or restrict the others. Divide the simulation into degrees of freedom, preferably three or less if your program is to execute with reasonable speed. Compute each force and moment individually, then apportion and sum them within the degrees of freedom. Finally, step the velocity and the position into the future. Use a small step size in your early runs, 0.01 seconds or less. Increase it to save run time only as long as your results do not change significantly. Following this procedure, and using the BASIC programming examples I have provided as a guide, you should be able to find some interesting new applications for your personal computer.

Listing 1, continued:

```

670 IF W1>0 THEN 672
671 W1=0
672 F1=B*W1
673 G1=X(J)*F1
675 REM MIRROR IMAGE GIVES NEGATIVE HALF
678 W=H/2*SIN(6.28318*(T/P-X(J)/L))
679 W1=Y(J)-Z+SIN(R)*X(J)+W
680 IF W1>0 THEN 682
681 W1=0
682 F2=B*W1
700 G2=-X(J)*F2
710 F=F+F1+F2
720 G=G+G1+G2
730 NEXT J
740 RETURN
750 END
    
```

TIME(SEC)	VERTICAL POSITION(M)	ANGULAR POSITION(DEG)
0.1	0.00147774275297	0.579343661886
0.2	0.00834856069988	2.1484430172
0.3	0.0248789139748	4.23893021533
0.4	0.0488239037315	6.19033468235
0.5	0.0789839977127	7.30318099994
0.6	0.10789765357	7.01051374777
0.7	0.127464693145	5.02510841752
0.8	0.130129340759	1.41142156817
0.9	0.110974303806	-3.48279261698
1	0.0695560412445	-8.66151908825
1.1	0.0105695497413	-13.4108553239
1.2	-0.0568528427092	-16.6916991803
1.3	-0.12088364889	-17.7238637849
1.4	-0.169478381978	-16.0583471104
1.5	-0.193013619278	-11.6821229305
1.6	-0.18645821109	-5.06270420258
1.7	-0.150554633294	2.89082493065
1.8	-0.0917208520104	10.9686349622
1.9	-0.0206887363075	17.8818895739
2	0.0503241234783	22.5634234899

BET, YOU DIDN'T KNOW!

OAE'S new PP-2708/16 PROM Programmer is the only programmer with all these features:

- Converts a PROM memory socket to a table top programmer: No complex interfacing to wire—just plug it into a 2708 memory socket*
- A short subroutine sends data over the address lines to program the PROM
- Programs 2 PROMS for less than the cost of a personality module. (2708s and TMS 2716s)
- Connect 2 or more in parallel — super for production programming
- Complete with DC to DC switching inverter and 10 turn cermet trimmers (for precision pulse width and amplitude alignment)

*Pat's Pending

PP-2708/16 .. A & T \$295.
KIT \$245.

PP-2716 (Programs Intel's 2716) A & T \$295.
KIT \$245.

OAE

Oliver Advanced Engineering, Inc.
676 West Wilson Avenue
Glen Dale, Calif. 91203
(213) 240-0080

THE COMPUTER AGE FOR THE SMALL BUSINESS HAS ARRIVED!

The Computer Mart is offering the first complete line of off-the-shelf professional business software!

APPLICATIONS INCLUDE:

- General Ledger—Daily Journal, Balance Sheet, Income Statement, G/L Report.
- Accounts Receivable—Daily Journal, Aged Receivables, Sales Journal, Statements, Customer Listing, Cash Receipts.
- Accounts Payable—Daily Journal, Open Payable, Vendor Checks, Check Register, Cash Disbursements.
- Payroll—Payroll Register, Quarter/Year-to-Date, Checks, 941's, W-2's.
- Solar Energy Analysis—analysis of feasibility of solar energy.
- Mail-Label—add, delete and change functions, full sorting and letter writing capability.

COMING SOON!

- Project Control Accounting—provides logistic control and financial accounting of projects undertaken by the organization.
- Educational Performance Evaluation—a system to store and analyze student performance for any course which utilizes tests, quizzes and homework for grades.
- Medical Billing & Scheduling—clinical accounts receivable package.
- Point of Sale Inventory Control—full inventory control from point of sale.
- Micro Information Retrieval—sophisticated system for record access and manipulation.
- Time Input Processor—stand-alone system for processing time cards.
- Word Processor—full function, CRT display, editing.

We will not be undersold by any company with nationally advertised prices on any of the following hardware:

- | | |
|----------------|--------------------|
| IMSAI | SOLID STATE MUSIC |
| DIGITAL GROUP | SD SALES |
| CROMEMCO | HEURISTICS |
| PROCESSOR TECH | DATA GENERAL |
| NORTH STAR | NATIONAL MULTIPLEX |
| VECTOR | TELETYPE |
| TDL | DECWRITERS |
| LEAR SIEGLER | GRI |
| ICOM | ALPHA MICRO |
| SWTP | MICRO-TERM |
| SEALS | INTEGRAL DATA |
| IMS | |

Call for the lowest quote!

(TDL Software interfaced to North Star Disk.)

RICK INATOME — Computer Mart
1800 W. 14 Mile - Royal Oak, Michigan 48073 - (313) 576-0900

OPENING SOON

Dearborn Hgts., Michigan	420 Park Ave. W. Chatham, Ontario (519) 354-2840	Windsor, Ontario Canada
-----------------------------	--	----------------------------

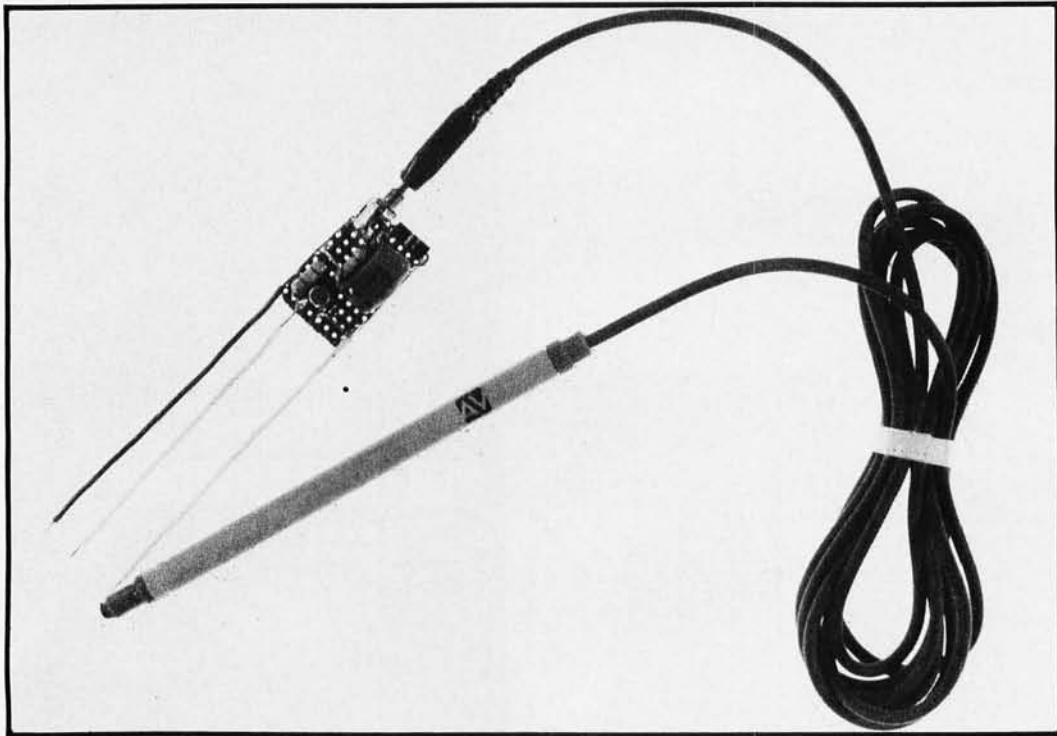


Photo 1: A general view of the authors' light pen and interface circuit. The pen itself was made from a fairly standard marking pen with a photo diode mounted at the tip. A length of shielded cable runs from the diode through the pen body to the miniature phone connector which plugs into the jack on the circuit board.

Add a \$3 Light Pen to Your Video Display

John Webster and John Young
University of New Brunswick
Audio Visual Services
Kierstead Hall
Fredricton, New Brunswick
CANADA E3B 5A3

The use of a light pen can greatly facilitate entry of display characters on your video display. The layout of complex game boards, charts and graphs, or character editing can be accomplished more quickly and easily if you have the ability to add or delete characters anywhere on the screen without first having to position the cursor. This article describes the design and construction of a very inexpensive light pen and driver program to accomplish this function with a Processor Technology VDM-1.

The Circuit

Figure 1 shows the light pen circuit that can be constructed for well under three dollars. When used with a VDM-1 it requires no additional IO ports. Component layout of the circuit is noncritical. The authors' prototype was assembled on a small piece of perforated board and attached to the VDM-1 board. It could be mounted anywhere in the computer or keyboard enclosure. A four foot shielded cable connects the photo diode to the other components through an optional jack.

Any discarded ball point or felt tip pen may be used to house the diode. Alternatively it may be attached to the end of the cable with heat shrink tubing. The smaller the diameter of your light pen body, the easier it will be to use.

Any surplus quality photo diode may be used as a pickup. If the diode is of the type

ALL TOGETHER NOW!



The acclaimed Equinox 100™ mainframe kit (\$799) is now a complete S-100 system.

Because now there is an Equinox 100™ I/O interface kit (\$120) that handles the hard work of interfacing all your peripherals.

And Equinox 100™ 4K memory kits (\$109). Assembled 8K memory boards (\$188). EQU/ATE™ editor/assembler and BASIC-EQ™ software on cassettes.

It all goes together. It all works together. It's all together now at special system prices.

See The Equinox System™ at your local computer shop. Call toll-free to 800-648-5311. BAC/MC accepted. Or write Equinox Division, Parasitic Engineering, P.O. Box 6314, Albany California 94706.

THE EQUINOX SYSTEM™ When you put it together, it's really together.

Circle 93 on inquiry card.

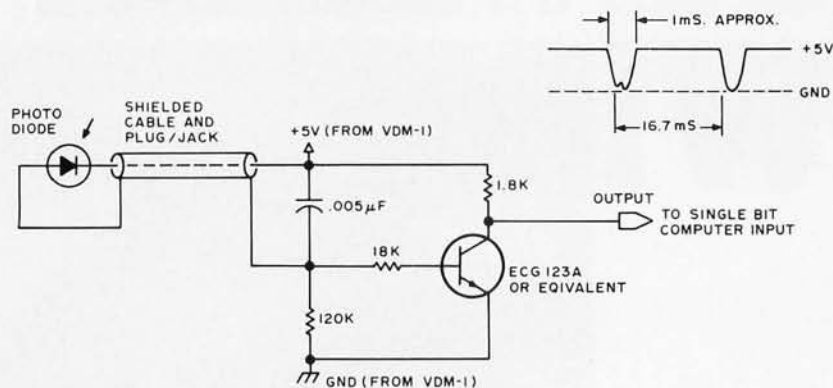


Figure 1: This fairly simple circuit transforms light from the video monitor output into a TTL signal which can be monitored by a program such as that shown in figure 2 and listing 1. A typical oscilloscope waveform of the output is shown in the figure.

mounted in a plastic lens, a fine file and emery cloth may be used to flatten the end and provide a narrower angle of acceptance.

When you have constructed the circuit, use an oscilloscope to monitor the output as you pass the pen across a television screen. A white area should produce an output as shown in figure one. A dark area should produce a 5 VDC level. Sensitivity can be adjusted by using the brightness and contrast controls on your television.

Once you have a satisfactory output, the circuit may be wired to the VDM-1. The output of the circuit is connected to pin 14 of IC39 on the VDM-1 board. This is an input to a spare three state buffer on the status port.

Then connect pin 13 of IC39 to pin 9 of IC39. This hooks the output of the three state buffer to data bit DI7. The output signal from the light pen will now appear on DI7 when an input from status port C8 is performed.

Program Design

The light pen circuit will produce a negative output whenever a white screen area is sensed. This condition may be used by appropriate software to locate the pen's position on the 16 by 64 grid of the VDM-1's display.


First, the top line of screen information is stored away and white cursors are written

into all 64 positions of this line. The display is then scrolled so that this first line appears at the bottom of the screen and the rest of the screen is blanked. This is done by outputting hexadecimal F0 to the VDM-1's status port (hexadecimal C8).

The display is then scrolled upward one line at a time until an output from the pen is sensed indicating the proper line. Each time the value output to the status port is modified to scroll up one line, the status port value is also saved on the stack. As soon as the proper line is located, this status word is retrieved and decoded to find the actual unscrolled beginning of line address of the line the light pen is on. This decoding is achieved through a puzzling series of left rotations and additions in the BINGO section of the program. The resultant beginning of line address is then stored at locations hexadecimal ED and EH for future reference.

Black is now written over the white line, position by position, until the output from the light pen disappears indicating the location of the pen. The value in register L now indicates the displacement from the beginning of the line. The values in hexadecimal ED and EE are then recalled and L is added to the low order byte to produce the final H and L values for the light pen position. The information stored from the first line is returned to the screen and data


Now, Artec has an expandable elephant for everyone!



8K-32K of static RAM memory. Fully assembled or in kit form.

No matter what your needs, Artec has a memory board for you. You can start with 8K of T1 4044 memory on a 5.3" x 10" card and work your way up to a full 32K in 8K increments. The access time is only 250ns. The memory is addressable in 4K blocks and is perfect for S100 and battery augmented systems. The Artec 32K Expandable Memory has four regulator positions, bank select and plenty of room for all necessary support hardware. It uses less than 1 amp per 8K of memory (3.9 for 32K), and only +8 volts.

For five years Artec craftsmanship and reliability has been proven in tough industrial use. Now, you too can enjoy breadboards and memories that will work time after time. Send for an Artec board, your order will be sent the same day as received.



Kit: Board &	Fully Assembled Board:
8K of memory—\$ 290.00	8K—\$ 440.00
8K add on kits—\$ 255.00	16K—\$ 695.00
Full 32K board—\$1,055.00	24K—\$1,100.00
	32K—\$1,205.00

GP100—\$20.00


Maximum design versatility along with standard address decoding and buffering for S100 systems. Room for 32 uncommitted 16 pin IC's, 5 bus buffer & decoding chips, 1 DIP address select switch, a 5 volt regulator and more. High quality FR4 epoxy. All holes plated through. Reflowed solder circuitry.

WW100—\$20.00

A wire wrap breadboard, similar to the GP100. Allows wire wrap of all sizes of sockets in any sizes of sockets in any combination. An extra regulator position for multiple voltage applications. Contact finger pads arranged for easy pin insertion.

Buffering Kit—\$12.65

All the necessary components to bootstrap any Artec board into your system. Buffering I/O, DIP switch heat sinks and every support chip you need.



TO ORDER: Use your Mastercharge or BankAmericard. Or just send along a money order. We can accept only U.S. currency. Please include \$3 handling on all orders. California residents add 6.0% sales tax.

FOR MORE INFORMATION: For more information about these or any of Artec's complete line of circuit boards or for either industrial or personal use, please call or write. A catalog will gladly be sent.

Please send me: (Include Quantity)

___ 32K ___ GP100 ___ WW100

I've enclosed a money order.

Mastercharge No. _____ Exp. Date _____

BankAmericard No. _____ Exp. Date _____

Name _____

Address _____

City _____ State _____ Zip _____

Calif. Res. add 6% Sales Tax \$3.00 Handling Encl.

10% discount for students & computer club members.

ARTEC ELECTRONICS, INC.

605 Old County Rd., San Carlos, CA 94070
(415) 592-2740




Photo 2: Detail of the light pen interface, as constructed on Vero perforated board (a product which contains pre-etched copper runs to which components can be soldered). The three wires leaving at right go to the processor input, power and ground; the light pen input is through a miniature phone connector at left.

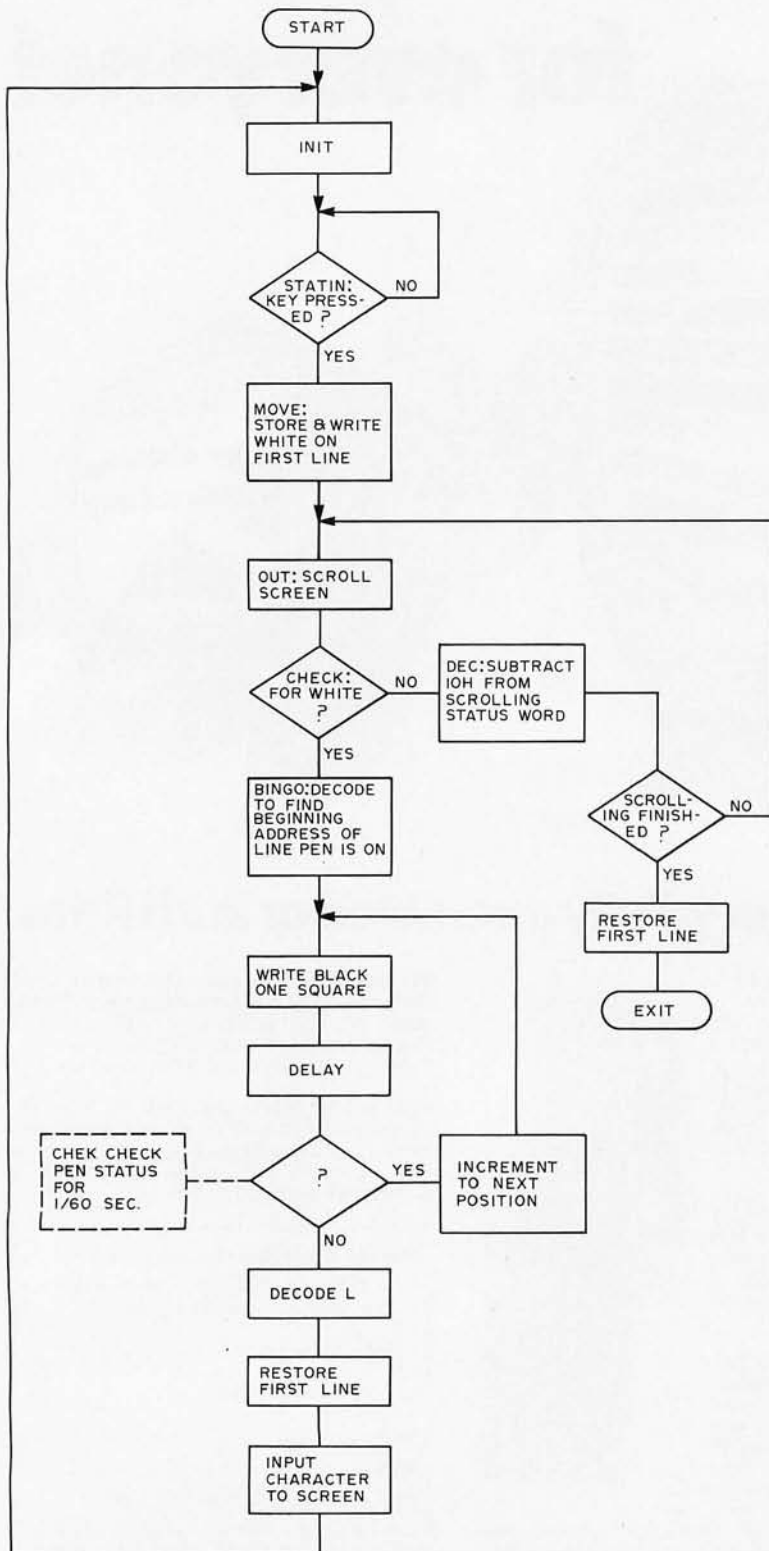


Figure 2: The general design of a cursor control algorithm for use with the light pen. The authors' version was used with the Processor Technology VDM-1, but a similar procedure should be achievable with other video generators.

from the keyboard is moved to the light pen position on the screen. The program then returns to the initialization section and waits for a new character.

If speed of operation is more important than program length a more sophisticated binary search procedure may be used once the proper line is found. If half the line is written over with black before the output of the pen is checked then half the line may be eliminated with only one check. Six such checks will cover all 64 possible positions on the line.

Delay loops of at least 1/60 second must be incorporated into each check to insure that the scan lines at the pen location are actually being written to during the check.

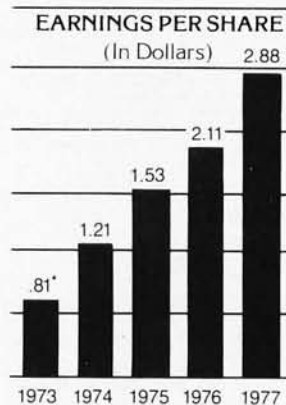
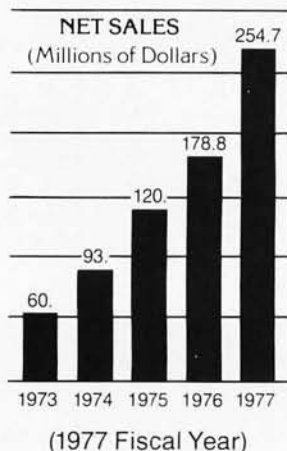
Using the Light Pen

With the LIGHT program running, the computer waits for a keyboard entry and then scrolls the screen and begins its search. If it finds that the pen is not on the screen it exits to the location stored at hexadecimal addresses 35 and 36.

If the pen is on the screen its location is found and the data from the original keyboard entry is entered at that location. The program then returns to INIT, restores the screen to its unscrolled format, and waits for another keyboard entry.

In addition to facilitating the arrangement of complex displays or pictures, the light pen may be incorporated into any number of games (like tic-tac-toe) or utility programs. Editing of memory dumps, for example, can easily be accomplished by moving a block of memory to the screen, modifying it with the light pen, and then moving it back.

Is your career growing as fast as ours?



*Adjusted to reflect a 3-for-1 stock split effected in the form of a 200% stock dividend declared in February 1973.

New Products Engineers (Analog and Digital)

Your responsibilities will include new product introduction of state-of-the-art processors, peripherals and controllers to our Systems Integration Division. A BSEE degree or the equivalent is required with a minimum of 3 or more years of related experience.

Diagnostic Programmers

You will design, code and debug assembler language programs for fault isolation, to the chip level, in digital systems. You will also write functional level system exercisers for stand-alone and disc-based real-time operating systems. A technical degree or the equivalent experience is needed, together with a thorough understanding of digital system hardware. Hardware troubleshooting experience and 3 or more years' programming experience, preferably in diagnostics is very desirable, especially with strong assembly language skills.

To apply for one of the above positions mail your resume to Tom Aldrich.

Test Engineers

You will be responsible for PCB test engineering support for digital products such as CPU's, memories and options. Experience is required in solving engineering problems as they relate to test equipment, diagnostics, test philosophy and component fault isolation. You will also initiate and implement improvements to the testing process and equipment, and provide coordination for the introduction of new products into production. A BSEE degree and two or more years' experience in PCB test or Test Equipment Design.

Manufacturing Engineers

You will be responsible for providing floor support in the PCB assembly area. A BSME, BSIE or the equivalent with 3 years' experience in Manufacturing Engineering is required. A knowledge of auto-insertion equipment assembly technique and soldering equipment is helpful.

To apply for one of the above positions mail your resume to Rene Santini.

Senior Systems Technicians

This position requires at least 3 years' experience, minimum, and an ASEE degree or its equivalent. Your background should include familiarity with CPU memory, moving head disks and related peripherals.

Special Systems Technicians

You will be working closely with the Special Systems Engineering Department in the design of non-standard computer products. A minimum of 3 years' experience and an ASEE degree or its equivalent is necessary.

To apply for one of the above positions mail your resume to John Prendergast.

Data General Corporation,
Route 9, Southboro, MA
01772. Data General is an
equal opportunity employer,
M/F.

Rated **G**

Great Locations

ComputerLand™

Now Open:

3020 University Drive N.W. Huntsville, AL 35805	(205) 539-1200
6743 Dublin Blvd. Dublin, CA 94566	(415) 828-8090
11074 San Pablo Avenue El Cerrito, CA 94530	(415) 233-5010
22634 Foothill Blvd. Hayward, CA 94542	(415) 538-8080
6840 La Cienega Blvd. Inglewood, CA 90302	(213) 776-8080
24001 Via Fabricante, #904 Mission Viejo, CA 92630	(714) 770-0131
4233 Convoy Street San Diego, CA 92111	(714) 560-9912
117 Fremont Street San Francisco, CA 94105	(415) 546-1592
42-42nd Avenue San Mateo, CA 94403	(415) 572-8080
171 E. Thousand Oaks Blvd. Thousand Oaks, CA 91360	(805) 495-3554
104 W. First Street Tustin, CA 92680	(714) 544-0542
2422 So. Colorado Blvd. Denver, CO 80222	(303) 759-4685
2475 Black Rock Turnpike Fairfield, CT 06430	(203) 374-2227
Astro Shopping Center Kirkwood Highway Newark, DE 19711	(302) 738-9656
Cumberland Square North Cobb Parkway (Route 41) Atlanta, GA	
50 East Rand Road Arlington Heights, IL 60004	(312) 255-6488
9511 No. Milwaukee Avenue Niles, IL 60648	(312) 967-1714
10935 S. Cicero Avenue Oak Lawn, IL 60453	(312) 422-8080
813-B Lyndon Lane Louisville, KY 40222	(502) 425-8308
16065 Frederick Road (Rt. 355) Rockville, MD 20855	(301) 948-7676
2927-28th Street S.E. Kentwood, MI 49508	(616) 942-2931
29673 Northwestern Hwy Southfield, MI 48034	(313) 356-8111
419 Amherst Street (Rt. 101-A) Nashua, NH 03060	(603) 889-5238
2 De Hart Street Morristown, NJ 07960	(201) 539-4077
1612 Niagara Falls Blvd. Buffalo, NY 14150	(716) 836-6511
225 Elmira Road Ithaca, NY 14850	(607) 277-4888
1288 SOM Center Road Cleveland, OH 44124	(216) 461-1200
3300 Anderson Lane Austin, TX 78757	(512) 452-5701
6439 Westheimer Houston, TX 77057	(713) 977-0909/0910
1500 South 336th Street Parkway Center, Suite 12 Federal Way, WA 98003	(206) 838-9363
52-58 Clarence Street Sydney, NSW Australia NSW 2000	29-3753

Address	Hex Code	Line Statement	Commentary
0000	31 F6 00	0001 INIT LXI SP, OFGH	
0003	21 00 CC	0002 LXI H, OCCOOH	H, L to first screen position
0006	01 40 A0	0003 LXI B, 0A04GH	load B with white cursor, load C with length of line to be stored
0009	11 AD 00	0004 LXI D, 0ADH	first 'store to' address
000C	AF	0005 XRA A	zero accumulator
000D	D3 C8	0006 OUT OCSH	init screen to unscrolled format
000F	DB 00	0007 STATIN IN 00	
0011	E6 40	0008 ANI 040H	} wait for key pressed
0013	CA 0F 00	0009 JZ STATIN	
0016	CD 37 00	0010 CALL MOVE	store and write white
0019	3E F0	0011 MVI A, OF0H	value for scrolling and blanking
001B	4F	0012 MOV C, A	
001C	D3 C8	0013 OUT OUT OCSH	
001E	C3 42 00	0014 JMP CHECK	
0021	D6 10	0015 DEC SUI 010H	scroll up line by line
0023	B9	0016 CMP C	
0024	C2 1C 00	0017 JNZ OUT	
0027	DB 01	0018 IN 01H	pen not on screen, reset status port
0029	11 00 CC	0019 LXI D, OCCOOH	
002C	21 AD 00	0020 LXI H, 0ADH	} getting ready to restore line one
002F	0E ED	0021 MVI C, 0EDH	
0031	CD 37 00	0022 CALL MOVE	to restore first line
0034	C3 YY XX	0023 JMP XX YY	exit from LIGHT if line not found
0037	7E	0024 MOVE MOV A, M	store and write white routine
0038	70	0025 MOV M, B	
0039	12	0026 STAX D	
003A	23	0027 INX H	
003B	13	0028 INX D	
003C	79	0029 MOV A, C	
003D	ED	0030 CMP L	
003E	C2 37 00	0031 JNZ MOVE	
0041	C9	0032 RET	
0042	C5	0033 CHECK PUSH B	
0043	01 FF 04	0034 LXI B, 04FFH	delay value
0046	F5	0035 PUSH PSW	
0047	DB C8	0036 INPUT IN OCSH	test output from light-pen
0049	07	0037 RLC	
004A	D2 58 00	0038 JNC BINGO	found line
004D	AF	0039 XRA A	
004E	0B	0040 DCX B	} keep checking for 1/60 sec.
004F	B8	0041 CMP B	
0050	C2 47 00	0042 JNZ INPUT	
0053	F1	0043 POP PSW	
0054	C1	0044 POP B	
0055	C3 21 00	0045 JMP DEC	try next line
0058	21 00 C	0046 BINGO LXI H, OCCOOH	decoding routine to find actual
005B	F1	0047 POP PSW	line starting address
005C	E6 C0	0048 ANI OCOH	
005E	07	0049 RLC	
005F	07	0050 RLC	
0060	84	0051 ADD H	
0061	67	0052 MOV H, A	
0062	3B	0053 DCX SP	
0063	3B	0054 DCX SP	
0064	F1	0055 POP PSW	
0065	E6 30	0056 ANI 030H	
0067	07	0057 RLC	
0068	07	0058 RLC	
0069	85	0059 ADD L	
006A	6F	0060 MOV L, A	
006B	22 ED 00	0061 SHLD OEDH	store beginning of line address
006E	21 00 CC	0062 LXI H, OCCOOH	
0071	C1	0063 POP B	to balance stack
0072	3E 20	0064 CHEK MVI A, 020H	black square
0074	77	0065 MOV M, A	to screen
0075	06 A0	0066 MVI B, 0A0H	delay value
0077	AF	0067 XRA A	
0078	05	0068 DCL DCR B	
0079	B8	0069 CMP B	
007A	C2 78 00	0070 JNZ DCL	
007D	01 FF 04	0071 LXI B, 04FFH	'check delay' value
0080	DB C8	0072 DECL IN OCSH	check for output from light pen
0082	07	0073 RLC	
0083	D2 A9 00	0074 JNC HERE	not this square, try next
0086	AF	0075 XRA A	
0087	0B	0076 DCX B	
0088	B8	0077 CMP B	
0089	C2 80 00	0078 JNZ DECL	
008C	7D	0079 DIDD MOV A, L	decode to find actual value of L
008D	2A ED 00	0080 LHLD OEDH	
0090	85	0081 ADD L	
0091	6F	0082 MOV L, A	
0092	22 ED 00	0083 SHLD OEDH	
0095	11 00 CC	0084 LXI D, OCCOOH	
0098	21 AD 00	0085 LXI H, 0ADH	
009B	0E ED	0086 MVI C, 0EDH	
009D	CD 37 00	0087 CALL MOVE	restore information to first line
00A0	2A ED 00	0088 LHLD OEDH	
00A3	DB 01	0089 IN 01H	input data
00A5	77	0090 MOV M, A	move data to screen
00A6	C3 00 00	0091 JMP INIT	
00A9	23	0092 HERE INX H	
00AA	C3 72 00	0093 JMP CHEK	

END

Listing 1: An 8080 program, hand assembled, to implement the flow chart of figure 2. Address constants and IO port assignments are given for the authors' system.

Franchises Available: ComputerLand Corp.

1922 Republic Ave.
San Leandro, CA 94577
(415) 895-9363

Rated G

The Best Game in Town.

Welcome to ComputerLand. An incredible adventure into the world of personal computers. A one-of-a-kind shopping experience.

Each ComputerLand store presents everything you ever wanted to know about computers. And then some.

Take our Game Room, for starters. You'll find excitement for the whole family in our endless variety of challenging computer games. You can battle the Klingons in an out-of-this-world game of Star Trek. Create an electronic work of art with a computer controlled TV. Test your skill in a game of computerized hangman.

You can even plot your biorhythm.

But we're more than just fun and games. Each ComputerLand store offers a knowledgeable and personable staff of professionals



And if your system breaks down, our in-store service department will get you back up and running.

Right now!

Great Selection.

Your first stop at ComputerLand may well be your last stop.

ComputerLand offers the finest quality and



largest selection of all the major brand names. Like Apple Computer, Cromemco, DEC, Diablo, Hazeltine, ICOM, IMSAI, Lear Siegler, National Semiconductor, North Star, Texas Instruments, Vector Graphics and more.

to serve you. Plus the greatest available selection of micro components. Whether it's a data processing system for your business or a computer controlled sprinkler system for your home, you'll find whatever you need at ComputerLand.

Plus a complete inventory of tools, books and accessories.

What's more, at ComputerLand, we deal in product. Not promises. Our inventory is on our own shelves. Rather than the manufacturer's. So you can take delivery on tomorrow's components today.



Read on.

Genuine Service.

We want to supply you with the one system that's right. Rather than a complete system that isn't. Or a limited system that is.

That's why, at ComputerLand, you deal with real professionals who are also real people. People who speak your language

Which means, simply put, that at ComputerLand, you get exactly what you want.

Exactly when you want it.

Be Our Guest.

Begin with the grand tour of our exhibit areas. "Test-drive" any of our individual systems.



Then tell us your needs. We'll sit down and talk about the system that's right for you. It's as easy as that at ComputerLand.

The great computer store. RATED G.

Call or write for the address of the ComputerLand store nearest you. Franchise opportunities available.

ComputerLand™

1922 Republic Avenue, San Leandro, CA 94577 (415) 895-9363

People, in short, who can offer both the novice and the old hand the same expert guidance in selecting the optimum system he or she needs.

Yet, assisting in the purchase is only the beginning of ComputerLand's service. If the kit you bought requires a little more do-it-yourself than you yourself can do, we provide assembly assistance.

If that complex program proves to be just that, we provide programming assistance.

Our MacroFloppy™ goes twice the distance. For \$695.



Circle 72 on inquiry card.

Introducing the Micropolis MacroFloppy™:1041 and :1042 disk drive sub-systems. For the S-100/8080/Z-80 bus. Packing 100% more capacity into a 5¼-inch floppy disk than anyone else. 143K bytes, to be exact. For as little as \$695.

The MacroFloppy:1041 comes with the Micropolis Mod I floppy packaged inside a protective enclosure (without power supply). And includes an S-100 controller, Interconnect cable, Micropolis BASIC User's Manual. A diskette containing Micropolis BASIC, and a compatible DOS with assembler and editor. The :1041 is even designed to be used either on your desk top, or to be integrated right into your S-100 chassis.

The MacroFloppy:1042 comes with everything the :1041 has, and more. Such as d.c. regulators, its own line voltage power supply, and, to top it off, a striking cover. Making it look right at home just about anywhere.

Both MacroFloppy systems are fully assembled, tested, burned-in, and tested again. For zero start-up pain, and long term reliability. They're also backed up by our famous Micropolis factory warranty.

And both systems are priced just right. \$695 for the MacroFloppy:1041 and \$795 for the MacroFloppy:1042.

You really couldn't ask for anything more.

At Micropolis, we have more bytes in store for you.

For a descriptive brochure, in the U.S. call or write Micropolis Corporation, 7959 Deering Avenue, Canoga Park, California 91304. Phone (213) 703-1121.

Or better yet, see your local dealer.

MICROPOLIS™
More bytes in store for you.

Letter from the Publisher

We would like to thank our readers for the essential part they have played in the growth of BYTE. From its inception in September of 1975, BYTE has experienced colossal growth to a circulation of over 110,000.

And we are still growing. We have been doing everything we could to provide good service to the subscriber and have been succeeding, we believe, quite well. With such rapid growth and expansion, however, there is always the chance that not all things will move as efficiently as they should, and to some degree this has been the case with service to our subscribers.

BYTE first handled its own subscription fulfillment, and it became apparent rather quickly that, with all the other procedures and duties performed to bring the reader a fine monthly publication, to continue handling subscription service in-house exceeded the bounds of practicality. As soon as was possible we employed a fulfillment service bureau to handle the burgeoning roster of subscribers. In retrospect, it seems that no sooner did the new service take over our file than we outgrew them. As the size of the list and volume of orders became too great for us to handle in-house, so did the same happen with our newly adopted service bureau.

Solution?

MetaFloppy™ goes beyond.

The Micropolis MetaFloppy™ gives you more than four times the capacity of anyone else's 5¼-inch floppy. Because it uses 77 tracks instead of the usual 35.

The field-proven MetaFloppy, with thousands of units delivered, comes in a complete family of models. And, like our MacroFloppy™ family of disk drives, MetaFloppy is designed for the S-100/8080/Z-80 bus.

For maximum capacity, choose our new MetaFloppy:1054 system. Which actually provides you with more than a million bytes of reliable on-line storage. For less money than you'd believe possible.

The MetaFloppy:1054 comes complete with four drives in dual configuration. A controller. Power supply. Chassis. Enclosure. All cabling. A new BASIC software package. And a DOS with assembler and editor. There's even a built-in Autoload ROM to eliminate tiresome button pushing.

If that's more storage than you need right now, try our MetaFloppy:1053, with 630,000 bytes on-line. Or our MetaFloppy:1043, with 315,000 bytes on-line. Either way, you can expand to over a million bytes on-line in easy stages, when you need to. Or want to.

In other words, if your application keeps growing, we've got you covered. With MetaFloppy.

The system that goes beyond the floppy.

For a descriptive brochure, in the U.S. call or write Micropolis Corporation, 7959 Deering Avenue, Canoga Park, California 91304. Phone (213) 703-1121.

Or better yet, see your local dealer.



Circle 73 on inquiry card.

MICROPOLIS™
More bytes in store for you.

Yes. BYTE went looking for a fulfillment agency big enough to suit our present needs with the capacity to service efficiently the many more subscribers we project we will have in the future, . . .and we found one.

If you are one of the people who have found our service a little less than satisfactory, we offer with this explanation our profound apologies, and feel that we can promise even better service to our subscribers in the future.

Again, we offer our gratitude to our readers for helping to make BYTE what it is.

Virginia Peschke Londner

Virginia Peschke Londner
Publisher

SWEETS for KIM

A Low Calorie Text Editor

```

ENERG      LDY      #10      SET UP FOR 10 MSEC DELAY
           JSR      WAIT    LOOP FOR THAT LONG
           LDY      #0      SEND 0'S TO OUTPUT PORT
           STY      PORT   TO TURN OFF MAGNET CURRENT
           RTS      RETURN TO CALLER
WAIT LOOP  LDX      #200   NO. TIMES THRU INNER LOOP
           DEX      DECREMENT INNER LOOP COUNT
           BNE     LOOP   LOOP UNTIL COUNT IS 0
           DEY     DECREMENT OUTER LOOP COUNT
           BNE     WAIT  LOOP UNTIL COUNT IS 0
           RTS      RETURN TO CALLER
    
```

Dan Fylstra
22 Weitz St #3
Boston MA 02134

Listing 1a: A segment of 6502 assembly language code used to demonstrate SWEETS, a Simple Way to Enter, Edit and Test Software. SWEETS is a small text editor and assembler which operates on hexadecimal code and which is designed to fit in the KIM-1's 1 K byte small memory while leaving room for the user's programs. The key sequence for editing is shown in table 1b.

(AD)	F	F	0	1	0	0	F	F	0	1	0	0	
(+)	(AD)	A	0	0	A		A	0	0	A			
(+)	(AD)	2	0	0	2	0	2	0	0	2	0	0	
(+)	(AD)	A	0	0	0		A	0	0	0			
(+)	(AD)	8	C	0	0	1	7	8	C	0	0	1	7
(+)	(AD)	6	0					6	0				
(+)	(AD)	F	F	0	2	0	0	F	F	0	2	0	0
(+)	(AD)	A	2	C	8			A	2	C	8		
(+)	(AD)	F	F	0	3	0	0	F	F	0	3	0	0
(+)	(AD)	C	A					C	A				
(+)	(AD)	D	0	0	3			D	0	0	3		
(+)	(AD)	8	8					8	8				
(+)	(AD)	D	0	0	2			D	0	0	2		
(+)	(AD)	6	0					6	0				

Table 1a: The sequence of keys used to enter the program in listing 1a when using the SWEETS editor and assembler. The right side of the table shows the resulting LED readout seen at each step. Notice that an entire instruction is entered and displayed at one time.

If you would like to experiment with microcomputers on a limited budget, the MOS Technology KIM-1 is an excellent choice. For \$245, it comes preassembled with, among other things, a 6502 microprocessor, a read only memory monitor, an audio cassette interface, 1 K bytes of programmable memory, and its own special peripheral: a 23 key keyboard plus a 6 digit LED display. The monitor lets you load a machine language program byte by byte from the keyboard, and once loaded the program can be saved on tape via the audio cassette interface. The KIM-1 manual shows how you can "hand-translate" an assembly language program into the absolute hexadecimal form required for keyboard entry.

This is fine for very small programs, but the process of hand translation gets rather tedious after you've assembled a few hundred bytes of code. And, worse, once you've painstakingly worked out all the subroutine call addresses and branch displacements and keyed the whole program in, you invariably find that you've forgotten something. Often, instructions must be inserted or deleted in the middle of the program, which throws everything off by a few bytes.

The obvious solution to this problem is to obtain a text editor and assembler program for the 6502. But, alas, such a program probably needs more than the 1 K bytes of memory provided on the KIM-1, and, more seriously, it requires an alphabetic character terminal device such as a Teletype. What if you can't afford the extra peripherals and memory? Are you doomed to spend most of your microcomputing hours keying in the same program over and over again?

Maybe not. Perhaps we can avoid most

**LOADED WITH EXTRAS
AT NO EXTRA COST**

- Microprocessor controller
- Serial RS232C interface
- Parallel TTL level interface
- Full upper and lower case ASCII character set (96 characters)
- Full 8½ inch wide paper
- Line length of 80 columns at 10 characters per inch
- Impact printing
- 7 x 7 dot matrix
- Ordinary paper — roll, fanfold, or sheet
- Serial baud rate to 1200 bits per second
- Multiple line buffer of 256 characters
- Built-in self test mode
- Instantaneous print rate to 100 characters per second
- Sustained throughput to 50 characters per second
- Multiple copies without adjustment
- Reinking ribbon mechanism
- Expected ribbon life of 10 million characters
- Front panel operator controls
- Attractive table top console

Check the impressive features on Integral's new IP-125 Impact Printer only \$799

**Complete, ready-to-operate . . .
the first impact printer to offer
big printer performance at a
mini-printer cost.**

**Write for complete information
or call (617) 926-1011**



**Integral
Data Systems**
INC

5 BRIDGE STREET
WATERTOWN, MASS. 02172

. . . AND FOR VERY LITTLE MORE


- Line lengths to 132 columns
- Instantaneous print rate to 165 characters per second
- Sustained throughput to 80 characters per second
- Print densities of 8.3, 10, 12 and 16.5 characters per inch
- Options program selectable by control codes
- Full CRT screen size multiline buffer (2048 characters)
- Special set of graphic symbols
- Graphics mode dot plotting
- Form feed control
- Eight switch selectable form sizes
- Automatic page boundary skip
- Remote printer selection/deselection
- Automatic line feed on carriage return

IP-225

“The Tractor Impact”

only **\$949**

the pin feed version of the IP-125 with tractor drive forms control plus all the standard features of the IP-125.



of the tedium by concentrating on those features of a text editor and assembler which we really need. Although we'll be limited by the KIM-1 keyboard to hexadecimal instruction entry, perhaps we can provide an automatic way to insert and delete instructions and to fix up all those subroutine call addresses and branch displacements. And perhaps by limiting ourselves to these features, we'll be able to cram the "editor and assembler" into some fraction of the KIM's 1 K of memory.

This is the purpose of SWEETS. SWEETS is an example of a program invented to fit an acronym: It stands for Simple Way to Enter, Edit and Test Software. If you own a KIM-1 and have grown tired of absolute machine language programming, now you can step up to "symbolic hex"! While it's not as convenient as a real text editor and assembler, SWEETS can save you a lot of time and index finger soreness.

SWEETS Functions

Under the control of the KIM-1 monitor, the 6 digit LED display normally shows you the address and data of a single byte of memory. You can enter data using the hexadecimal keys, but this causes the data

previously in the displayed byte of memory to be destroyed.

Under the control of SWEETS, however, an entire instruction of one, two or three bytes in length is displayed on the LEDs at any given time. An instruction can be inserted just before the displayed instruction by pressing the AD key followed by from 2 to 6 hexadecimal keys. When this is done, the instruction just entered appears on the display; the old instruction and everything following it in the program area have been moved down to make room. Similarly, pressing the DA key causes the currently displayed instruction to be deleted, and everything following this instruction in the program area is moved up to eliminate the slack space.

Successive instructions can be examined by pressing the + key, which advances to and displays the next complete instruction. And to go back to a previous point, or to find an arbitrary point in the instruction sequence, you can press the GO key followed by a two byte (four hexadecimal digit) search pattern. SWEETS will search for the first instruction(s) whose initial two bytes match the search pattern, and then will display this as the current instruction.

This much of SWEETS can be used by itself; but so far we're still burdened by the need to calculate and adjust subroutine call addresses and branch displacements. To lift this burden, we can use hexadecimal "labels." A label is a 3 byte "pseudo-instruction" with an opcode of hexadecimal FF. The second byte is the "label number," any hexadecimal value, and the third byte is ignored. A label is inserted in the hexadecimal instruction sequence at each point where an alphabetic label appears in a normal assembly listing. When we key in a subroutine call, jump, or relative branch instruction, we enter the destination label number as the second byte of the instruction, in place of a branch displacement or absolute address. As we insert and delete instructions, the "label" pseudo-instructions move up and down in memory along with the rest of the code.

When we're ready for a test run of the edited program, we can use the KIM-1 monitor to execute the SWEETS "assembler." This program removes the label

(GO) A 0 0 0

(DA)

A	0	0	0		
8	C	0	0	1	7

Table 1b: The procedure used in SWEETS to locate and delete an instruction, in this case the superfluous instruction LDY #0 (A000 in hexadecimal code). The rest of the program is moved up in memory and the next instruction is then displayed, as shown.

0200	A0	0A		ENERG	LDY	# 10
0202	20	09	02		JSR	WAIT
0205	8C	00	17		STY	PORT
0208	60				RTS	
0209	A2	C8		WAIT	LDX	# 200
020B	CA			LOOP	DEX	
020C	D0	FD			BNE	LOOP
020E	88				DEY	
020F	D0	F8			BNE	WAIT
0211	60				RTS	

Listing 1b: The absolute hexadecimal form of the program segment shown in listing 1a after removal of the LDY #0 instruction (see table 1b) and execution of the SWEETS assembler (shown for purposes of comparison in the format of an ordinary assembler output listing).

The difference is value. Take a look at our low-cost microcomputer's heavy duty cabinet. Even with the cover removed, it maintains its rigid structural integrity. But we don't stop there. Quality built Vector Graphic products, from boards and kits to complete systems — such as our Memorite turn-key text editor shown below — beat *all* competitors in mechanical, thermal and electrical design.

Based on an 8080A microprocessor and the S-100 bus structure, Vector Graphic microcomputers are compatible (with the exception of minor I/O patches) with all of the current 8080A software.

If you're designing small business systems, text editors, control equipment, games or even microprocessor development, it will pay you to look into our low cost microcomputers and interface boards, kits or assembled.

Rush me details today.

Yes, I'm interested in:

- Systems
- Boards, kits or assembled
- Microcomputers

Name _____

Firm _____

Phone _____

Address _____

City/State/Zip _____



Vector Graphic Inc.,
790 Hampshire Rd., Westlake
Village, CA 91361 (805) 497-6853

VECTOR GRAPHIC INC.

Sold and serviced nationally.

Vector Graphic's microcomputer:

What's in it for you?



Word processing systems for \$7,950 — features normally found in systems costing twice as much.

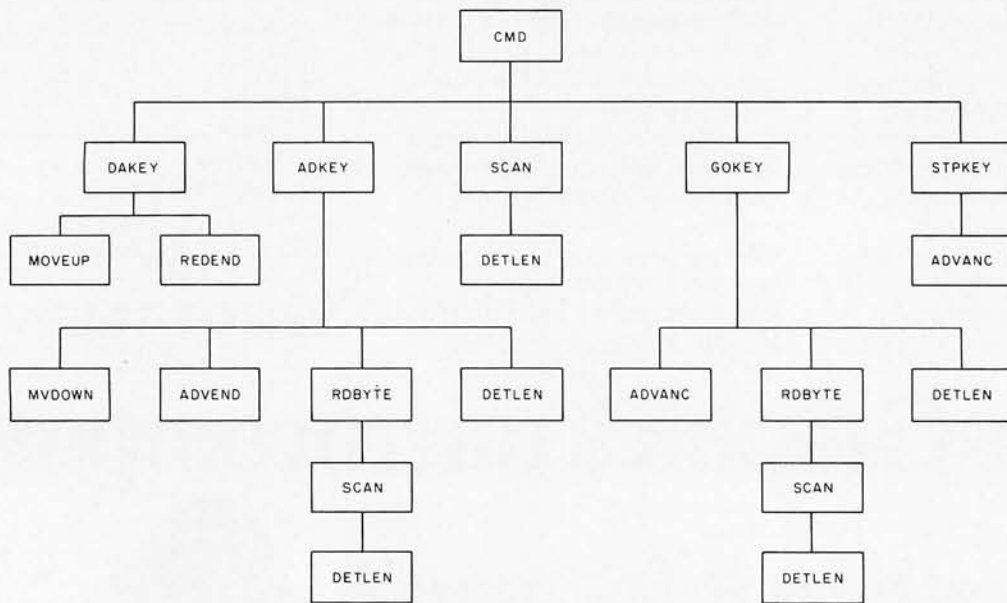


Figure 1: The subroutine calling tree structure of SWEETS. CMD, the control routine, maintains the LED display and scans the keyboard for a command key (by means of SCAN) and transfers to one of the four command processing subroutines, ADKEY, DAKEY, GOKEY or STPKEY. These routines perform the editing functions with the aid of three other subroutines: DETLEN (which determines instruction lengths), MVDOWN, and MOVEUP (which move portions of edited program down and up in memory, respectively).

pseudo-instructions from the instruction sequence, and replaces label references in branch, jump and subroutine call instructions with the proper branch displacements or absolute addresses. Then the edited program is ready for a test execution. (Since the test is likely to fail, leading to further changes in the edited program, we should always dump the program on the audio cassette in "symbolic hexadecimal" form before executing the SWEETS assembler. Then we can reload it later, replacing the program in memory which has been converted to absolute machine language.)

As an example, suppose that you wished to enter the program segment shown in listing 1a, which is taken from an earlier BYTE article of mine (see "Selectric Keyboard Printer Interface," June 1977 BYTE, page 46). Table 1a shows the keys you would press and the resulting instructions displayed on the LEDs by SWEETS. You might then notice that the instruction LDY #0 is superfluous after the call to subroutine WAIT, so you would search for and delete this instruction as shown in table 1b. Finally you would execute the SWEETS assembler, leaving the contents of the program area as shown in listing 1b.

Of course, we will pay some penalty for use of these features of SWEETS, since we will have less memory available for the program to be debugged while SWEETS itself is loaded and running. But larger

programs usually can be divided into segments, and loaded, "assembled," and debugged that way. Also, since the SWEETS hexadecimal editor and assembler run separately, we can conserve memory space by loading the assembler from tape whenever we want to use it, overlaying the editor in memory and reloading it from tape in a similar way when we need it again.

Although SWEETS is a useful tool in its present form, you will undoubtedly want to customize it for your own purposes. But to customize SWEETS you've got to understand exactly how it works, so let's take a look at the overall design of SWEETS before puzzling over its realization in 6502 assembly language.

The SWEETS Editor

The subroutine calling tree in figure 1 gives you a quick, "top-down" overall look at the SWEETS editor. CMD, the control routine, maintains the LED display and scans the keyboard for a command key (using SCAN) and then transfers to one of the command processing routines: ADKEY, DAKEY, GOKEY and STPKEY. These routines perform the editing functions with the aid of three critical subroutines: DETLEN, which determines the length of an instruction in bytes based on its opcode; MVDOWN, which moves a portion of the edited program down in memory to make room for an inserted instruction;

**A PROFESSIONAL
COMPUTER TERMINAL
FOR THE SERIOUS
HOBBYIST**

The AJ 841 I/O.

A completely refurbished IBM Selectric Terminal with built-in ASCII interface. Just \$995.

FEATURES:

- ASCII code.
- 14.9 characters per second printout.
- Special introductory price — \$995 (regularly \$1,195). 75% discount from original price of new unit.
- Choice of RS 232 Serial Interface or Parallel Interface
- Order direct from factory.
- Documentation included.
- 30-day warranty — parts and labor.
- High quality Selectric printing.

- Reliable, heavy duty Selectric mechanism.
- Off-line use as typewriter.



**AJ 841 WARRANTY AND SERVICE
IS AVAILABLE IN THE
FOLLOWING CITIES:**

Los Angeles / Cincinnati
Philadelphia / Detroit
Hackensack / Dallas
Columbus / Houston
Cleveland / Atlanta
San Jose / Chicago
Boston / New York
Washington, D.C.

For further
information call
(408) 263-8520

**ANDERSON
JACOBSON**

Anderson Jacobson, Inc., 521 Charcot Avenue
San Jose, California 95131

HOW TO ORDER AN AJ 841 I/O TERMINAL

1. Make cashier's check or money order payable to:
ANDERSON JACOBSON, INC.
Address your request to:
Personal Computer Terminal
ANDERSON JACOBSON, INC.
521 Charcot Avenue
San Jose, CA 95131
2. Upon written notification, pick up your terminal at the AJ service office located in one of the above cities. Allow six to eight weeks for delivery.
3. A final check of your unit will be made at the local AJ service office at time of pickup.
4. For warranty or repair service, return unit to designated service location.
5. Available in U.S. only.

CLIP AND MAIL WITH ORDER

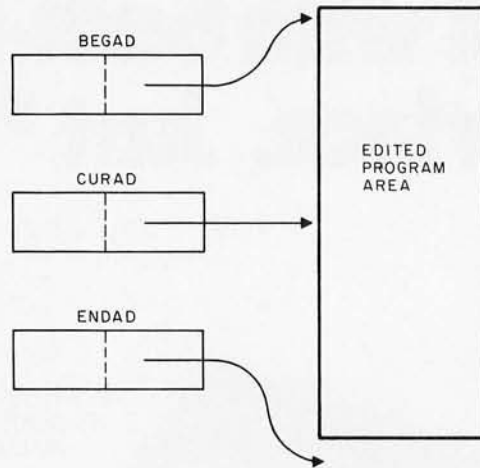
SELECT EITHER:

- RS 232 Serial Interface (available June, 1978)
 Parallel Interface (connector to 3P + S included)

Number of units _____ @ \$995 each \$ _____
Sales tax at delivery location \$ _____
Shipping and handling \$35 each (excluding San Jose) \$ _____
TOTAL \$ _____

NAME _____
ADDRESS _____
CITY _____ STATE _____ ZIP _____
PHONE () _____

Figure 2: Three 16 bit pointers are used to manage the edited program area. BEGAD points to the beginning of the program area; ENDAD points to the location immediately beyond the end of the program area, and CURAD points to the currently displayed instruction.



and MOVEUP, which moves a portion of the program up in memory to eliminate the empty space created when an instruction is deleted.

The edited program area is managed with the aid of three 16 bit pointers: BEGAD, which points to the beginning of the program area; ENDAD, which points just beyond the end of the program area; and CURAD, which points to the currently displayed instruction. This layout is shown in figure 2. Whenever a new instruction becomes the "current" one, subroutine DETLEN is called to determine its length in bytes, and this value is saved in the variable BYTES.

The most basic functions we need in SWEETS are some utility routines to manipulate these 16 bit pointers on an 8 bit machine such as the 6502. The routines we need are shown in listing 2. The most important one is ADVANC, which advances the current instruction pointer CURAD to the next instruction, and tests to see if the end of the program area has been reached. As we shall see later, STPKEY, the command processing routine for the + key, is basically just a call to ADVANC.

Another basic function is the subroutine DETLEN, which we've already mentioned. It is shown in listing 3. The logic of this routine clearly depends on the system of encoding opcodes on the 6502: in most cases (DETLEN tests for the exceptions), the low order hexadecimal digit of the opcode tells us the instruction length. For example, all opcodes of the form x5 represent two byte instructions, while all opcodes of the form xC represent three byte instructions.

The heart of the SWEETS editor lies in the subroutines MOVEUP and MVDDOWN, which are shown in listings 4a and 4b. The main concern in these routines is that we must be careful not to move a byte up or down to a location which contains another byte that will be moved later. For MOVEUP, we must move bytes starting at CURAD and proceeding down to ENDAD, while for MVDDOWN, we must move bytes in the opposite direction, as shown in figure 3.

So far we haven't faced the issue of how to control our one and only peripheral, the KIM-1 keyboard and LED display.

```

1780 A5 E0 ; SET CURAD = BEGAD
1782 85 E4 BEGIN LDA BEGAD LOW-ORDER BYTE
1784 A5 E1 LDA BEGAD+1 HIGH-ORDER BYTE
1786 85 E5 STA CURAD
1788 60 RTS RETURN TO CALLER

1789 18 ; CURAD = CURAD + BYTES, COMPARE TO ENDAD
178A A5 E4 ADVANC CLC CLEAR CARRY
178C 65 E8 LDA CURAD LOW-ORDER BYTE
178E 85 E4 ADC BYTES
1790 A5 E5 STA CURAD
1792 69 00 LDA CURAD+1 HIGH-ORDER BYTE
1794 85 E5 ADC #0
1796 C5 E3 STA CURAD+1
1798 30 04 CMP ENDAD+1 COMPARE HI-ORDER
179A A5 E4 BMI ADRET
179C C5 E2 LDA CURAD COMPARE LO-ORDER
179E 60 ADRET CMP ENDAD RETURN TO CALLER
RTS


179F 18 ; ENDAD = ENDAD + BYTES
17A0 A5 E2 ADVEND CLC CLEAR CARRY
17A2 65 E8 LDA ENDAD LOW-ORDER BYTE
17A4 85 E2 ADC BYTES
17A6 90 02 STA ENDAD
17A8 E6 E3 BCC ADRET1 CHECK CARRY
17AA 60 INC ENDAD+1 INCREMENT HI-ORDER
RTS RETURN TO CALLER

17AB 38 ; ENDAD = ENDAD - BYTES
17AC A5 E2 REDEND SEC SET CARRY
17AE E5 E8 LDA ENDAD LOW-ORDER BYTE
17B0 85 E2 SBC BYTES
17B2 B0 02 STA ENDAD
17B4 C6 E3 BCS REDRET CHECK CARRY
17B6 60 DEC ENDAD+1 DECREMENT HI-ORDER
RTS RETURN TO CALLER

```

Listing 2: Four utility subroutines used by SWEETS to manipulate three 16 bit pointers which point to the beginning of the program area, the location just beyond the end of the program area, and the currently displayed instruction.

CHEAPER BY THE BYTE



The Dual Digital Cassette Storage System Only \$585. Only from Peripheral Vision

For the first time ever there's an inexpensive, reliable system for mass data storage. Peripheral Vision introduces the Phi-Deck Cassette Storage System for the S-100 Bus. For only \$585.

That's right. \$585. That gets you two Phi-Decks, controller card kit and power supply. Which means you get more bytes per buck. Take a look.

The features:

- Controller card supporting multiple drives
- Computer-controlled operating system — an 8080 version of PhiMon
- Large data capacity:
 - 254,000 8-bit bytes on C-30 cassettes
 - 508,000 8-bit bytes on C-60 cassettes
- Software error rate less than 1 bit in 10^6

What our system allows you:


- Indexed software controlled program file
- Indexed random retrieval
- Multipass compilers
- Duplication and backup of important data
- Large data files — lists, names, business accounts
- System residence

What our software operating system offers:

- 8080-based design
- Cyclic redundancy check (CRC) error detection
- System retries after soft errors
- Automatically bypasses hard errors
- Block size from 1 to 256 bytes
- Phi Deck Monitor Operating System

How to get connected:

With Peripheral Vision's new four-port I/O board. It's another one of our bargains. Only \$85. To save you bucks.



We've only given you a glimpse of our exciting new cassette storage system and the four-port I/O board. For more details, just fill in the coupon below. For cheap little bytes.

**PERIPHERAL
VISION** INC.

P.O. Box 6267/Denver, Colorado 80206 303/777-4292

O.K., I'll byte! Send me details on your cheaper way to store data and get it connected!

Name _____
Address _____
City/State/Zip _____

Listing 3: DETLEN, a subroutine which determines instruction length based on op code.

0080	A0	00		DETLEN	LDY	# 0	
0082	B1	E4			LDA	(CURAD),Y	PICK UP OPCODE
0084	A0	01		DETLN1	LDY	# 1	ASSUME LENGTH IS 1
0086	C9	00			CMP	# 0	TEST FOR 'BRK'
0088	F0	19			BEQ	DETERM	
008A	C9	40			CMP	#\$40	TEST FOR 'RTI'
008C	F0	15			BEQ	DETERM	
008E	C9	60			CMP	#\$60	TEST FOR 'RTS'
0090	F0	11			BEQ	DETERM	
0092	A0	03			LDY	# 3	ASSUME LENGTH IS 3
0094	C9	20			CMP	#\$20	TEST FOR 'JSR'
0096	F0	0B			BEQ	DETERM	
0098	29	1F			AND	#\$1F	STRIP TO 5 BITS
009A	C9	19			CMP	#\$19	TEST FOR ABS, Y
009C	F0	05			BEQ	DETERM	
009E	29	0F			AND	#\$0F	STRIP TO 4 BITS
00A0	AA				TAX		TO TABLE INDEX
00A1	B4	A6			LDY	LENTB,X	LENGTH FROM TABLE
00A3	84	E8		DETERM	STY	BYTES	SAVE IN 'BYTES'
00A5	60				RTS		RETURN TO CALLER
00A6	02	02	02	LENTB	.BYTE	2,2,2,1,2,2,2,1	
00A9	01	02	02				
00AC	02	01					
00AE	01	02	01		.BYTE	1,2,1,1,3,3,3,3	
00B1	01	03	03				
00B4	03	03					

17B7	A5	E4	MOVEUP	LDA	CURAD	START MOVE FROM
17B9	85	E6		STA	MOVAD	BEGIN OF PROGRAM
17BB	A5	E5		LDA	CURAD+1	SEGMENT (CURAD)
17BD	85	E7		STA	MOVAD+1	
17BF	A4	E8	UPLOOP	LDY	BYTES	AMOUNT TO MOVE
17C1	B1	E6		LDA	(MOVAD),Y	FETCH BYTE
17C3	A0	00		LDY	# 0	
17C5	91	E6		STA	(MOVAD),Y	STORE BYTE
17C7	A5	E6		LDA	MOVAD	CHECK FOR
17C9	A6	E7		LDX	MOVAD+1	END OF MOVE
17CB	C5	E2		CMP	ENDAD	LOW-ORDER BYTE
17CD	D0	04		BNE	INCMOV	
17CF	E4	E3		CPX	ENDAD+1	HIGH-ORDER BYTE
17D1	F0	09		BEQ	MVURET	
17D3	E6	E6	INCMOV	INC	MOVAD	INCREMENT LO-ORDER
17D5	D0	E8		BNE	UPLOOP	
17D7	E6	E7		INC	MOVAD+1	INCREMENT HI-ORDER
17D9	B8			CLV		
17DA	50	E3		BVC	UPLOOP	BACK TO MOVE MORE
17DC	60		MVURET	RTS		RETURN TO CALLER
00B6	A5	E2	MVDOWN	LDA	ENDAD	START MOVE FROM
00B8	85	E6		STA	MOVAD	END OF PROGRAM
00BA	A5	E3		LDA	ENDAD+1	SEGMENT (ENDAD)
00BC	85	E7		STA	MOVAD+1	
00BE	A0	00	MVLOOP	LDY	# 0	
00C0	B1	E6		LDA	(MOVAD),Y	FETCH BYTE
00C2	A4	E8		LDY	BYTES	AMOUNT TO MOVE
00C4	91	E6		STA	(MOVAD),Y	STORE BYTE
00C6	A5	E6		LDA	MOVAD	CHECK FOR
00C8	A6	E7		LDX	MOVAD+1	END OF MOVE
00CA	C5	E4		CMP	CURAD	LOW-ORDER BYTE
00CC	D0	04		BNE	DECMOV	
00CE	E4	E5		CPX	CURAD+1	HIGH-ORDER BYTE
00D0	F0	0D		BEQ	MVDRET	
00D2	38		DECMOV	SEC		SET CARRY
00D3	E9	01		SBC	# 1	DECREMENT LO-ORDER
00D5	85	E6		STA	MOVAD	
00D7	8A			TXA		
00D8	E9	00		SBC	# 0	DECREMENT HI-ORDER
00DA	85	E7		STA	MOVAD+1	
00DC	B8			CLV		
00DD	50	DF		BVC	MVLOOP	BACK TO MOVE MORE
00DF	60		MVDRET	RTS		RETURN TO CALLER


Listings 4a and 4b: Subroutines MOVEUP and MVDOWN, which form the heart of the SWEETS editor. MOVEUP moves a given program segment starting at address CURAD and ending at address ENDAD upward in memory (toward decreasing addresses) by the amount stored in BYTES. MVDOWN performs the same operation downward by the amount stored in BYTES.

Fortunately, several routines are provided for this purpose in the KIM-1 monitor; the source listings for these routines are available on request from MOS Technology. In the SWEETS assembly code listings, we have underlined references to KIM-1 monitor subroutines and variables for easy identification. We will use the KIM-1 subroutine SCAND1, which lights up the LEDs momentarily and checks to see if a key is pressed, and the subroutine GETKEY, which returns a numeric value in the accumulator telling us which particular key has been pressed.

The six LED digits display the contents of three successive bytes in memory, denoted POINTH, POINTL and INH in the KIM-1 monitor. Unfortunately, the order of these bytes is the opposite of the normal order of the bytes in an instruction in memory, so we must reverse the order as the first step of our subroutine SCAN (listing 5). The main additional complication in this routine is the need to "debounce" the keyboard's bare contact switches in software. Since SWEETS performs its operations so quickly relative to a mechanical event, the key from the last operation invariably is *still pressed* when we come back to the keyboard looking for the next command. Also shown in listing 5 is subroutine RDBYTE, which calls SCAN to read two successive hexadecimal digits from the keyboard.

With all of this machinery in place, the top level logic is straightforward. The control routine, CMD routine, and the command processing routines are shown in listings 6a, 6b and 6c. The most complicated of the processing routines is ADKEY. It determines how many bytes to read for the inserted instruction, and displays each byte as it is entered; then it copies (in reverse

THE FIRST AFFORDABLE MINICOMPUTER



\$895

ASSEMBLED

READY TO COMPUTE,
CALCULATE, CONTROL,
OR . . . ? . . . ? . . .

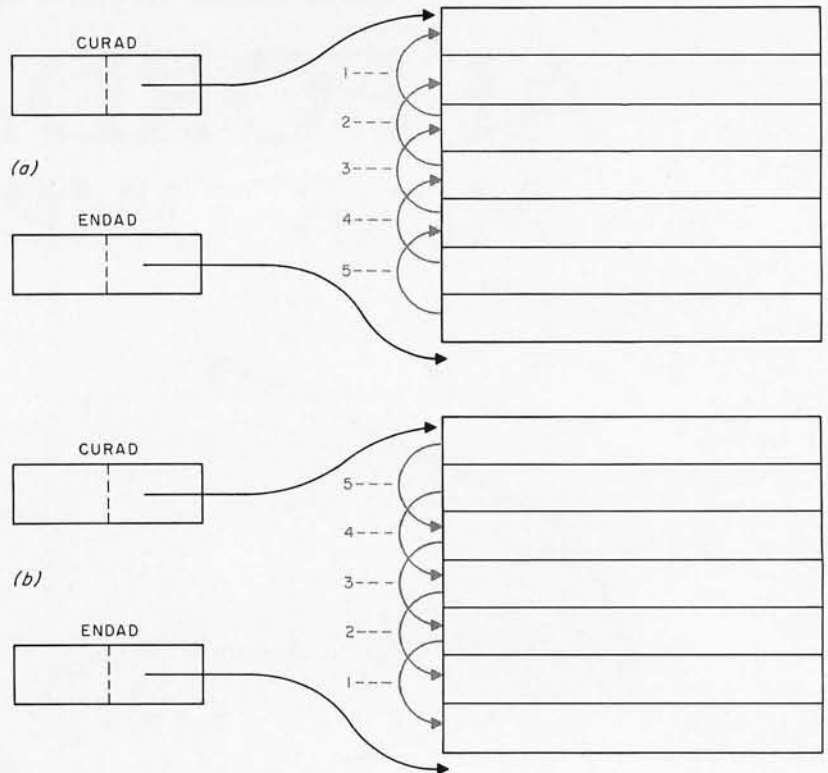
STANDARD FEATURES:

Word Length	12 Bits
Instruction Set	PDP-8E Compatible
Memory Size	8K, Expandable to 32K
Extended Memory Control	DEC Compatible
Serial I/O Port	DEC Compatible, current loop
Parallel I/O Port	Compatible with DEC DR-8 - EA
Programmable Real Time Clock	Compatible with DEC DK8 - EP
Full Function Programmer's Front Panel	
Binary Load and Punch Routines in ROM	

TLF CORPORATION

P.O. Box 2298, Littleton, Colorado 80161
303-922-6241 Telex 454541

Figure 3: Correct procedures for moving programs in SWEETS. Figure 3a shows that the uppermost location must be moved first when transferring a section of program upward. Otherwise, some locations could be inadvertently destroyed. Figure 3b shows the analogous situation for a downward movement of code.



```

0100 20 80 00    SCAN    JSR    DETLEN    DETERMINE LENGTH
; COPY INSTRUCTION TO DISPLAY AREA,
; REVERSING ORDER OF INSTRUC. BYTES
0103 A0 00      LDY    #0
0105 A6 E8      LDX    BYTES
0107 B1 E4      SCOPE   LDA    (CURAD),Y  INSTRUCTION BYTE
0109 95 F8      STA    INH-1,X  TO DISPLAY AREA
010B C8        INY
010C CA        DEX
010D D0 FB      BNE    SCOPE
; LOGIC TO 'DEBOUNCE' KEYBOARD CONTACT
010F 20 22 01  SCAN1   JSR    SCAN3    WAIT UNTIL LAST
0112 D0 FB      BNE    SCAN1    KEY IS RELEASED
0114 20 22 01  SCAN2   JSR    SCAN3
0117 F0 FB      BEQ    SCAN2    WAIT FOR NEW KEY
0119 20 22 01  JSR    SCAN3
011C F0 F6      BEQ    SCAN2    BUT REJECT JITTER
011E 20 6A 1F  JSR    GETKEY   GET CODE FOR KEY
0121 60        RTS      RETURN TO CALLER
; SET UP PARMS AND CALL KIM-1 DISPLAY SCAN
0122 A4 E8      SCAN3   LDY    BYTES
0124 A2 09      LDX    #9
0126 A9 7F      LDA    #7F
0128 8D 41 17  STA    PADD    SET UP DATA DIRECT
012B 20 28 1F  JSR    SCAND1  CALL KIM-1 ROUTINE
012E 60        RTS      RETURN TO CALLER
; RDBYTE READS TWO HEX DIGITS, RETURNS BYTE
; VALUE IN ACCUMULATOR. IF A NON-HEX DIGIT
; KEY IS PRESSED, IT RETURNS THE KEY CODE
; IN THE ACCUMULATOR AND N FLAG = 0
012F 20 0F 01  RDBYTE  JSR    SCAN1    GET FIRST KEY
0132 C9 10      CMP    # $10    IS IT A HEX DIGIT?
0134 10 11      BPL    RDRET   NO, RETURN
0136 0A        ASL    A        SHIFT OVER 4 BITS
0137 0A        ASL    A
0138 0A        ASL    A
0139 0A        ASL    A
013A 85 E9      STA    TEMP    SAVE FIRST DIGIT
013C 20 0F 01  JSR    SCAN1    GET SECOND KEY
013F C9 10      CMP    # $10    IS IT A HEX DIGIT?
0141 10 04      BPL    RDRET   NO, RETURN
0143 05 E9      ORA    TEMP
0145 A2 FF      LDX    # $FF   SET N FLAG = 1
0147 60        RDRET  RTS      RETURN TO CALLER

```

Listing 5: Subroutines SCAN and RDBYTE. SCAN displays the instruction at location CURAD, scans the keyboard for a depressed key, and places the code for that key in the accumulator. RDBYTE calls SCAN to read two successive hexadecimal digits from the keyboard.

order) the new instruction bytes from the display to the program area. If you've understood everything so far, you should have little trouble following the code for these top level functions. More important, once you're familiar with the basic SWEETS design, you can easily add customized top level routines of your own.

The SWEETS Assembler

None of the editor routines just discussed were concerned with the processing of the hexadecimal "labels" described earlier as one of the features of SWEETS. This is because, as far as the editor is concerned, a label is just another 3 byte instruction. Labels take on a special meaning only when the SWEETS assembler is invoked.

The assembler operates in two passes over the program area. On the first pass, the assembler searches for "instructions" with an opcode of hexadecimal FF (the labels). When one is found, the second byte of the instruction (the label number) is moved to the end of the program area, and the current instruction address is also deposited there (figure 4a). The label instruction is then deleted using MOVEUP to take up the slack space. This process continues until all of the labels have been removed and stored in the "symbol table" at the end of the program area (figure 4b). Since the labels are (by design) three bytes long, we gain the space for the symbol table when

Computer Mainframe System

First in the TEI family . . . The MCS-112 and 122 Mainframe Systems.

"The Base on Which to Build"

The cabinet

A heavy duty, precision formed cabinet of fine craftsmanship. Completely machined and ready for assembly. The exterior is finished in TEI blue. Vented for most efficient thermal characteristics. Furnished with all necessary hardware.

The motherboard

An S-100 Bus system high quality mother board with 100-pin edge connectors. Compatible with IMSAI, MITS, CROMEMCO, TDL and other S-100 bus configured circuit boards. Plug connections for reset switch. Voltage terminals are screw type to power supply leads. All card guides are provided. 12 slots for MCS-112 model and 22 slots for MCS-122 model.

Edge connectors

High quality edge connectors factory mounted and wave soldered to eliminate this nuisance for you. Completely checked out for shorts or open traces. ALL edge connectors furnished, 12 for the MCS-112 and 22 for the MCS-122. No additional expense when you expand your system.

The power supply

One of a kind . . . using a constant voltage transformer (CVT) with a very high immunity to input line noise . . . greater than 100 db rejection. Line regulation better than $\pm 1\%$ from an input of 95 to 140 Volt AC at full load to 85 to 140 Volt AC at three quarter load. Designed to meet UL-478 specifications (EDP SPECS). Individual fusing on all input and output voltage lines. See specifications below for power ratings.

The cooling system

A 115 CFM muffin fan with a commercial grade washable filter will provide clean airflow over all circuitry.

The wiring

All wiring is color coded and ALL is precut to length with connecting lugs factory machine applied.

The front panel

The front panel is blank except for an indicating AC switch and a reset switch. However, the chassis and mother board are designed so that you may remove the front panel and insert an IMSAI or equivalent front panel.

Specifications	MCS-112	MCS-122
Dimensions	17 $\frac{1}{4}$ W x 12 D x 7 $\frac{1}{4}$ H	17 $\frac{1}{4}$ W x 19 $\frac{1}{2}$ D x 7 $\frac{1}{4}$ H
Power +8 volt DC	17 amps	30 amps
Power ± 16 volt DC	2 amps	4 amps

NOW . . . TEI puts it all together for you. Mainframe systems (12 and 22-slot) . . . Floppy and mini-floppy disc drive systems (single, double and triple) 16K RAM . . . a Z-80 CPU with addressable "jump to" and autostart capability . . . 16 Channel A/D and D/A converter . . . 3 serial + 3 parallel multiple I/O . . . and other supporting boards . . . and our newest item, the PROCESSOR TERMINAL — A CRT, keyboard, mini-floppy disc and 12-slot mainframe with a 8080A CPU — all housed in one quality aluminum case. All of these fine products at prices you will like. **Watch for them all.**



SPECIAL SYSTEMS GROUP

MCS

MICROCOMPUTER SYSTEM

Contact your local TEI Dealer or if you are not near one of our dealers, write or call CMC Marketing Corp direct for more information.

CMC MARKETING CORP

5601 Bintliff Suite 515 • Houston, Texas 77036 • Phone: (713) 783-8880

(a)

```

0148 20 2F 01 GOKEY JSR RDBYTE GET FIRST BYTE
014B 10 28 BPL GCMD OF SEARCH PATTERN
014D 85 FB STA POINTH SAVE IN DISPLAY
014F 20 2F 01 JSR RDBYTE GET SECOND BYTE
0152 10 21 BPL GCMD OF SEARCH PATTERN
0154 85 FA STA POINTL SAVE IN DISPLAY
0156 20 80 17 JSR BEGIN CURAD := BEGAD
; LOOP SEARCHING FOR 2-BYTE MATCH
GOLOOP LDY #0
015B B1 E4 LDA (CURAD),Y COMPARE 1ST BYTE
015D C5 FB CMP POINTH AGAINST PATTERN
015F D0 07 BNE GONEXT
0161 C8 INY
0162 B1 E4 LDA (CURAD),Y COMPARE 2ND BYTE
0164 C5 FA CMP POINTL AGAINST PATTERN
0166 F0 0A BEQ CMD MATCH, NEXT CMD
0168 20 80 00 GONEXT JSR DETLEN DETERMINE LENGTH
016B 20 89 17 JSR ADVANC ADVANCE TO NEXT
016E F0 15 BEQ ERROR MATCH NOT FOUND?
0170 D0 E7 BNE GOLOOP CONTINUE SEARCH

```

(b)

```

0172 20 00 01 CMD JSR SCAN WAIT FOR A KEY
0175 C9 10 GCMD CMP = $10 TEST FOR VARIOUS
0177 F0 2B BEQ ADKEY COMMAND KEY CODES
0179 C9 11 CMP = $11
017B F0 1E BEQ DAKEY
017D C9 12 CMP = $12
017F F0 13 BEQ STPKEY
0181 C9 13 CMP = $13
0183 F0 C3 BEQ GOKEY
0185 A9 EE ERROR LDA = SEE OPERATOR ERROR:
0187 85 F9 STA INH SET UP HEX 'EE'
0189 85 FA STA POINTL IN DISPLAY AREA
018B 85 FB STA POINTH
018D 20 1F 1F ERR1 JSR SCANDS CALL KIM-1 ROUTINE
0190 D0 FB BNE ERR1 UNTIL KEY RELEASED
0192 F0 DE BEQ CMD
; STPKEY ADVANCES TO THE NEXT INSTRUCTION
0194 20 89 17 STPKEY JSR ADVANC ADVANCE TO NEXT
0197 10 EC BPL ERROR CHECK FOR ADVANCING
0199 30 D7 BMI CMD PAST END OF PROGRAM
; DAKEY DELETES THE CURRENT INSTRUCTION
019B 20 B7 17 DAKEY JSR MOVEUP MOVE UP REST OF PROG
019E 20 AB 17 JSR REDEND ADJUST ENDAD UPWARDS
01A1 B8 CLV
01A2 50 CE BVC CMD

```

(c)

```

; READ OPCODE, DETERMINE INSTRUCTION LENGTH
01A4 20 2F 01 ADKEY JSR RDBYTE ACCEPT OPCODE UNLESS
01A7 10 CC BPL GCMD NON-HEX KEY PRESSED
01A9 85 FB STA POINTH SAVE IN DISPLAY
01AB 20 84 00 JSR DETLEN DETERMINE LENGTH
; READ REST OF INSTRUCTION INTO DISPLAY
01AE 84 EA STY COUNT SAVE LENGTH
01B0 C6 EA DEC COUNT
01B2 F0 12 BEQ ADSET 1-BYTE INSTRUCTION
01B4 20 2F 01 JSR RDBYTE READ SECOND BYTE
01B7 10 BC BPL GCMD NON-HEX KEY PRESSED
01B9 85 FA STA POINTL
01BB C6 EA DEC COUNT
01BD F0 07 BEQ ADSET 2-BYTE INSTRUCTION
01BF 20 2F 01 JSR RDBYTE READ THIRD BYTE
01C2 10 B1 BPL GCMD NON-HEX KEY PRESSED
01C4 85 F9 STA INH
; MOVE CODE DOWN TO MAKE ROOM
01C6 20 B6 00 ADSET JSR MVDOWN MOVE CODE DOWNWARD
01C9 20 9F 17 JSR ADVEND ADJUST ENDAD DOWN
; INSERT INSTRUCTION INTO NEW SPACE
01CC A0 00 LDY #0
01CE A2 02 LDX #2
01D0 B5 F9 INSERT LDA INH,X FETCH FROM DISPLAY
01D2 91 E4 STA (CURAD),Y STORE INTO PROGRAM
01D4 CA DEX
01D5 C8 INY
01D6 C4 E8 CPY BYTES UNTIL ENTIRE INSTRUCTION
01D8 D0 F6 BNE INSERT IS INSERTED
01DA F0 96 BEQ CMD

```

Listing 6: Processing routines used in the SWEETS editor. Listing 6a shows GOKEY, which searches the program for a given 2 byte pattern and makes this the current instruction. It can also search for labels. The CMD (for "command") routine, listing 6b, waits for a command key to be pressed and transfers to the processing routine for that key. If an invalid key is pressed, "EEEEEE" is displayed. ADKEY (listing 6c) accepts a new instruction, inserts it, and shifts the code following it downward to make room.

we delete the labels from the instruction sequence.

On its second pass through the program area, the assembler searches for subroutine call, jump and relative branch instructions. When one of these instructions is found, its second byte, normally a label number, is used to search for a matching label in the symbol table. Assuming that the label is found in the table, the corresponding actual address is inserted into the second and third instruction bytes for jump or subroutine call instructions, or a branch displacement is calculated and inserted for relative branch instructions (figure 4c). Since at times we may wish to enter instructions with an actual address or displacement rather than a label number, no substitution is made if the label is not found in the symbol table.


The assembly source code for the SWEETS assembler is presented in listings 7a, 7b and 7c. The subroutine FINDLB is used by pass 2 of the assembler to look up labels in the symbol table. Note, too, that the assembler uses some of the editor's subroutines: DETLEN, ADVANC, REDEND, and MOVEUP. The addresses shown in the assembly code listing are designed to allow the assembler to overlay the main part of the editor without destroying those editor subroutines which the assembler must use.

Some Operating Hints

Except for subroutine call addresses, each SWEETS routine is relocatable: it will execute properly no matter where it is loaded in memory. The assembled code shown here is designed to provide the largest possible contiguous area (512 bytes at hexadecimal addresses 200 to 3FF) for editing and assembling programs. This has the disadvantage of breaking up SWEETS into four pieces: one in page zero, two in page one, and one starting at address 1780 (which makes it a bit cumbersome to load piece by piece from audio cassette). The SWEETS routines could be consolidated, however, to provide two or more noncontiguous areas for program editing.

In general, when starting up SWEETS, or after reloading a "symbolic hexadecimal" program from tape, you must store the proper values in BEGAD, CURAD and ENDAD. Then, of course, you merely key in the CMD routine starting address and press GO. The assembler, which can be started up in the same way, automatically returns control to the KIM-1 monitor; the editor can be interrupted at any point by pressing RS (reset). Avoid using the ST

Welcome to the Real World



with the Real-World Interface from The Digital Group

A computer should have a purpose. Or as many purposes as you can imagine. Because a computer belongs in the real world.

And now, the Digital Group introduces the Real-World Interface. A system component that's actually a system in itself, and specifically designed to help you get your computer to control all those tasks you know a computer can control so well.

Automate your sprinkler system. Heat and cool your home. Guard against burglars. Shut off lights . . . It's all a part of the Real World, easily controlled with the Digital Group Real-World Interface.

Our Real-World Interface is initially made up of three basic components — motherboard and power supply, parallel CPU interface and cabinet — plus three types of plug-ins: AC controller, DC controller and prototyping card. The recommended software packages are Convers, Assembler or Maxi-Basic, in that order.

Some of the features include:

Motherboard & Power Supply

- 12 slots — 11 control cards, one for the interface card
- +5V DC $\pm 5\%$ @ 1A, +12V DC $\pm 5\%$ @ 1A, -12V DC $\pm 5\%$ @ 1A contained on board
- May be free-standing (with care)

Parallel CPU Interface

- All buffering for Data Out (25 TTL loads), Address (25 TTL loads) and Data In (10 TTL loads)

- Includes cable and paddcard for connection to dual 22 on Digital Group CPU back panel. Two 22-pin edge connectors included
- Requires two output ports and one input port

AC Controller

- Eight output devices (2N6342A-2N6343A, -12 amp Triacs); Each output 240V AC max, 12A max RMS
- Control AC motors, lamps, switches, etc.
- Opto-isolated (MCS-2400 or equivalent)

DC Controller

- Eight output devices (2N6055) each output up to 50V and up to 5A
- Control DC motors, switches, solenoids, etc.
- May use internal +12V DC for load or external DC up to 50V DC

Price

- For the motherboard and power supply, parallel CPU interface and cabinet, our kit price is only \$199.50, or \$260 assembled. Now *that's* down to earth.

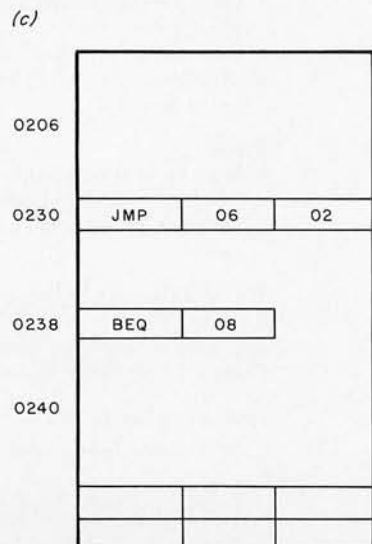
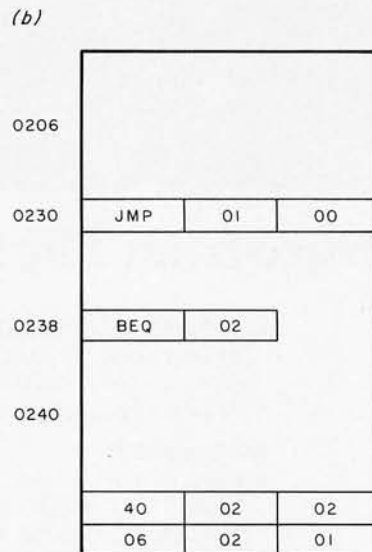
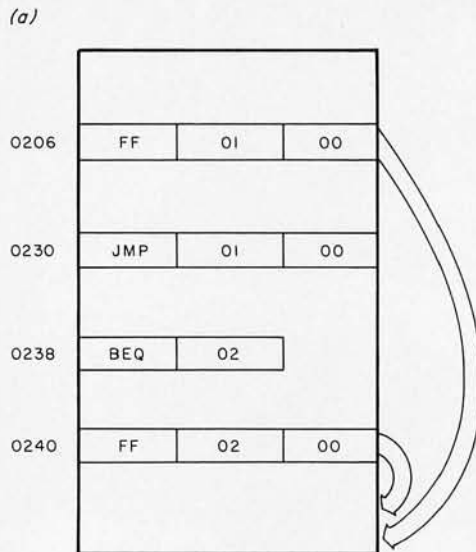
We've only just begun our Real-World Interface System. There are many more plug-ins and applications coming along soon. So write or call The Digital Group now for complete details.

And welcome to our world.

the digital group
INC.

P.O. BOX 6528 DENVER, CO 80206 (303) 777-7133

Figure 4: Mechanics of pass 1 of the SWEETS assembler are shown in figure 4a. The assembler first searches for "instructions" having an op code of hexadecimal FF (the labels). When one is found, the second byte of the instruction, which is the label number, is moved to the end of the program area and the current instruction address is also deposited there. The label instruction is then deleted using subroutine MOVEUP. Figure 4b is a continuation of the process shown in figure 4a, showing that all of the labels have been arranged in a symbol table at the end of the program area. A typical result of pass 2 of the SWEETS assembler is shown in figure 4c. Here a jump instruction has been modified so that the actual address of the destination appears in bytes 2 and 3 of the instruction, and the actual branch displacement has been calculated and inserted for a relative branch instruction. In general, this pass takes care of all jump, subroutine call, and relative branch instructions.



BEGAD	00E0, 00E1
ENDAD	00E2, 00E3
CURAD	00E4, 00E5
CMD	0172
ASSEM	011C

Table 2: Locations of the variables BEGAD, ENDAD, CURAD, CMD and ASSEM. BEGAD, CURAD and ENDAD must be set up by the user to point to the area of memory which will hold the edited program. CMD is the entry point to the SWEETS editor, and ASSEM is the entry point to the SWEETS assembler.

(stop) key repeatedly, since this may cause the stack to grow in length to the point where it could destroy one of the SWEETS routines. The special address information you need is summarized in table 2.

Once you have SWEETS up and running, you can use it to develop improvements to SWEETS itself. In order to do this, you will have to edit code in the program area which is designed to run in another area of memory. One way to facilitate this is to add a 16 bit offset to jump and subroutine call addresses as they are resolved in pass 2 of the assembler. Another addition to SWEETS would be a small routine to save ENDAD at the end of the program area, set up the starting and ending addresses for the KIM-1 audio cassette dump routine, and then transfer control directly to this read only memory routine to carry out the tape dump operation.

One of the peculiarities of SWEETS is that it tends to make itself obsolete. This is because of our insatiable desire to do more with our personal computers. As soon as you find that writing a 512 byte program isn't so tedious anymore, you'll immediately want to write a 1024 byte program (at least), and then you'll be stretching the capabilities of SWEETS and the KIM-1. In a sense, SWEETS, as its name suggests, is an enticement: It helps develop the market for assemblers. But why not give it a try? It's a lot sweeter than absolute hex.

(a)

0100	B1	E4	FINDLB	LDA	(CURAD),Y	PICK UP LABEL
0102	A0	FF		LDY	#\$FF	SYMBOL TABLE INDEX
0104	C4	EB	FDLOOP	CPY	LABELS	
0106	F0	0D		BEQ	FDRET	NO LABELS IN TABLE
0108	D1	EC		CMP	(TABLE),Y	DOES LABEL MATCH?
010A	D0	0A		BNE	FDNEXT	
010C	88			DEY		WE HAVE A MATCH
010D	B1	EC		LDA	(TABLE),Y	GET HI-ORDER ADDR
010F	AA			TAX		INTO X REGISTER
0110	88			DEY		
0111	B1	EC		LDA	(TABLE),Y	GET LO-ORDER ADDR
0113	A0	01		LDY	#1	INTO A REG., Y=1
0115	60		FDRET	RTS		RETURN TO CALLER
0116	88		FDNEXT	DEY		
0117	88			DEY		ADVANCE TO NEXT
0118	88			DEY		SYMBOL TABLE ENTRY
0119	D0	E9		BNE	FDLOOP	
011B	60			RTS		UNLESS END OF TBL

(b)

011C	20	80	17	ASSEM	JSR	BEGIN	CURAD := BEGAD
011F	18				CLC		
0120	A5	E2			LDA	ENDAD	ENDAD + 6 IS JUST
0122	69	06			ADC	#6	BEYOND UPPERMOST
0124	85	EC			STA	TABLE	LABEL IN TABLE
0126	A9	FF			LDA	#\$FF	
0128	85	EB			STA	LABELS	BEGINNING TBL INDEX
012A	65	E3			ADC	ENDAD+1	ADJUST TABLE DOWN BY
012C	85	ED			STA	TABLE+1	256 FOR INDEX BASE
012E	20	80	00	ASLOOP	JSR	DETLN	DETERMINE LENGTH
0131	A0	00			LDY	#0	
0133	B1	E4			LDA	(CURAD),Y	PICK UP OPCODE
0135	C9	FF			CMP	#\$FF	IS IT A LABEL?
0137	D0	1D			BNE	ASNEXT	
0139	C8				INY		
013A	B1	E4			LDA	(CURAD),Y	YES, GET LABEL NO
013C	A4	EB			LDY	LABELS	GET TABLE INDEX
013E	91	EC			STA	(TABLE),Y	DEPOSIT LABEL IN TBL
0140	88				DEY		
0141	A5	E5			LDA	CURAD+1	HI-ORDER ADDRESS
0143	91	EC			STA	(TABLE),Y	DEPOSIT IN TABLE
0145	88				DEY		
0146	A5	E4			LDA	CURAD	LO-ORDER ADDRESS
0148	91	EC			STA	(TABLE),Y	DEPOSIT IN TABLE
014A	88				DEY		
014B	84	EB			STY	LABELS	SAVE NEW TBL INDEX
014D	20	B7	17		JSR	MOVEUP	MOVE UP PROGRAM
0150	20	AB	17		JSR	REDEND	ADJUST ENDAD UPWARD
0153	B8				CLV		
0154	50	D8			BVC	ASLOOP	BACK FOR NEW LABEL
0156	20	89	17	ASNEXT	JSR	ADVANC	TO NEXT INSTRUCTION
0159	30	D3			BMI	ASLOOP	UNTIL ENDAD REACHED

(c)


015B	20	80	17		JSR	BEGIN	CURAD := BEGAD
015E	20	80	00	RSLOOP	JSR	DETLN	DETERMINE LENGTH
0161	A0	00			LDY	#0	
0163	B1	E4			LDA	(CURAD),Y	PICK UP OPCODE
0165	C9	20			CMP	#\$20	JSR INSTRUCTION?
0167	F0	04			BEQ	JMPJSR	
0169	C9	4C			CMP	#\$4C	JMP INSTRUCTION?
016B	D0	0E			BNE	CHKBR	
016D	C8			JMPJSR	INY		ADVANCE TO LABEL
016E	20	00	01		JSR	FINDLB	LOOKUP IN TABLE
0171	F0	1C			BEQ	RSNEXT	LABEL NOT FOUND
0173	91	E4			STA	(CURAD),Y	LO-ORDER ADDRESS
0175	8A				TXA		
0176	C8				INY		
0177	91	E4			STA	(CURAD),Y	HI-ORDER ADDRESS
0179	D0	14			BNE	RSNEXT	TO NEXT INSTRUC
017B	29	1F		CHKBR	AND	#\$1F	
017D	C9	10			CMP	#\$10	BRANCH INSTRUC?
017F	D0	0E			BNE	RSNEXT	
0181	C8				INY		ADVANCE TO LABEL
0182	20	00	01		JSR	FINDLB	LOOKUP IN TABLE
0185	F0	08			BEQ	RSNEXT	LABEL NOT FOUND
0187	38				SEC		
0188	E5	E4			SBC	CURAD	DEST. - SOURCE
018A	38				SEC		
018B	E9	02			SBC	#2	DEST. - SOURCE - 2
018D	91	E4			STA	(CURAD),Y	= DISPLACEMENT
018F	20	89	17	RSNEXT	JSR	ADVANC	TO NEXT INSTRUC
0192	30	CA			BMI	RSLOOP	BACK TO EXAMINE IT
0194	4C	4F	1C		JMP	START	TO KIM-1 MONITOR ■

Listing 7: The assembly source code for SWEETS. Subroutine FINDLB (listing 7a) is used during pass 2 of the assembler to look up labels in the symbol table. FINDLB looks up the label at CURAD, Y and returns with Y=1, X=the high order part of the address, A = the lower part of the address, and Z=0. Z is set equal to 1 if the label is not found. Listing 7b shows pass 1 of the assembler during which labels are collected and stored with their addresses at the end of the program. Listing 7c is pass 2. During this pass, the operands of the branch, jump and JSR instructions are converted from label references to displacements or actual addresses. Note that jump indirect operands are not converted.

**The disk system you want
at a price you didn't expect from a
company that understands systems.**



THE VISTA \$50 FLOPPY DISCOUNT



We know that one of the biggest problems in personal computing is that you're buying with your own personal dollars.

That's precisely why you're going to like doing business with us.

We're Vista Computer Company, the personal computer systems brainchild of the business computer systems people at Randal Data Systems.

And our V80 Floppy Disk System is a perfect example of how we're prepared to help you get the most out of your personal computing dollars.

\$649 buys you the whole kit and kaboodle

The \$649 you spend on a Vista V80 Floppy Disk System (\$749 assembled) gets you everything you need:

An 80K byte minifloppy drive (assembled and tested) that can be powered directly by your 8080 or Z-80 computer. (Case and power supply optional.)

An I/O cable and a single card, S100 bus-compatible controller kit that handles up to four drives and includes a PROM for bootstrap loading (additional drives just \$399).

VOS, the most advanced microcomputer disk operating system available, and our BASIC-E compiler, designed to work with VOS, all on a

single diskette. Software functions include instantaneous program loading, named dynamic files, program editing, assembling, debugging, batch processing, and file copying on back-up diskettes.

All backed by the Vista 90-day warranty, membership in VUE (Vista Users' Exchange), and Dataforce, our associated service company with 115 locations throughout the country.

Test drive the V80 at your local computer store

Drop by your nearest computer store and run the V80 through its paces. Once you find out what it can do for you, you'll see that our combination of high performance and low price is hard to beat and easy to take.

We love to take orders

If you'd like us to ship you a Vista V80 Floppy Disk System, they're available now. Just send us a check or money order for the amount of purchase, or your BankAmericard/VISA or Master Charge account number with expiration date and authorized signature. California residents add 6% sales tax. Uncertified checks require six weeks processing.

To place your order, or to obtain further information, call or write today.

Vista Computer Company, 2807 Oregon Court, Torrance, CA 90503. (213) 320-3880.



Vista

We never forget it's your pocket.

Personal Computers in a Distributed

Jeff Steinwedel W3FY
715 Reseda Dr, Apt 2
Sunnyvale CA 94087

Since the first microprocessors became available I have been convinced that their most dramatic applications would be in connection with a large-scale communications network. The economics of a distributed network would suit the individualized structure of personal computing. The combination of many small processors with some way to communicate from one to another clearly has much potential. Already, the processor technology has arrived; but it seems that a simple, inexpensive communications system is not forthcoming. Both the telephone system and cable TV could be technically workable, but require centralized expenditures of large amounts of capital, as well as a political commitment to the application. My argument is that there is an economic and technological short cut to a *distributed* network through use of the radio spectrum for communications.

The combination of many small processors with some way to communicate from one to another clearly has much potential.

This article is speculative, in that new radio spectrum rules would have to come into effect for this network to exist. However, I think the idea is technically feasible, and the political aspects perhaps provide a *raison d'être* for a national personal computing organization. Further, the FCC has already validated some of the principles involved.

If participating individuals were to construct computer controlled VHF transceivers around a common set of guidelines, and if these radio stations were designed

to transmit and receive data over a number of predefined channels for extended periods without operator intervention, such a communications network could be achieved. In many ways this type of system would parallel the 2 meter FM amateur radio repeater system, except that data and control would be computer oriented.

Standardization would necessarily be defined in a number of areas: frequency selection, routing algorithms, communication mode encoding, data and communication types, character codes and data rates, etc. One of the very desirable features (for the FCC) would be that the system could easily be made to be self-logging and self-monitoring. Ideally, the system could also be self-policing so that any "Citizens' Computer Radio Service" could be a model for efficient spectrum usage with minimum government interaction.

Why Build a Network?

What would be the characteristics and advantages of such a system? The actual mechanics of radio transmission should be transparent to the user. The most common type of communications would be station-to-station relayed data transfers. For example, if I were to initiate a data transfer (message) from my station, I would just create the message, define the destination, and let the operating system take over. My computer would then find a similar station suitable for relaying the message,

Communications Network

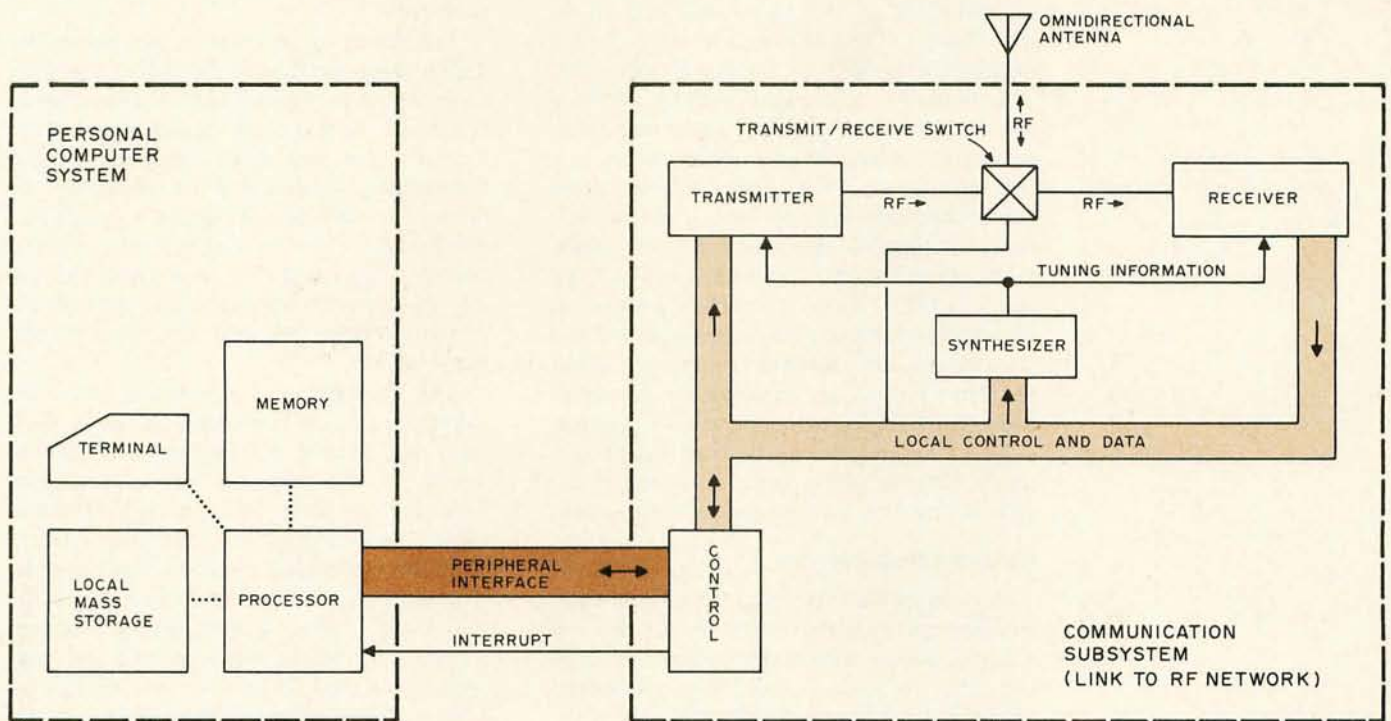


Figure 1: Conceptual outline of the communications subsystem as a peripheral of the typical personal computer system. The system components assumed of the computer are some memory, mass storage which is completely computer controlled (this excludes manually manipulated audio cassettes), a terminal and of course, a typical microprocessor. The communications subsystem consists of a frequency synthesizer which sets the communications channel used, a transmitter, receiver, antenna switch and control logic to interact with the computer. The control logic design can be simple or complex, depending upon how much of the "smartness" of the network terminal is incorporated into the personal computing system's programs as opposed to the logic of the communication subsystem's controller. The details of the software protocols are well understood in the computing field, and examples of radio data communications networks funded by ARPA have been demonstrated quite successfully and can be used as inspiration for this endeavor.

and (optionally) return the data path information to me. Full redundant error checking could be employed to insure data reliability, a necessity for exchanging software through a number of relays.

Hopefully, regulations affecting these communications would not have the restrictions of the amateur radio service regarding commercial interest and entertainment content. Thus, the network could become a truly democratic marketplace with wide distribution of a large range of intellectual products. Some data categories would require special transmission techniques. For example, data could be defined in such a way to make it easily segmentable as a function of dynamically available buffers, optimum transmission rates, or communication time windows.

Another possible use of such a communications network would be that individual stations could maintain data to be accessible by the network. For example, suppose an individual has a floppy disk or video disk with a library of Star Trek games that are public information. Standardized file access software would allow any network user to access these programs directly or make his or her own contributions to the library. Obviously, such data is not necessarily limited to computer programs.

Essentially, a communications network of this sort, if defined with maximum generality, would be a multiprocessor system of a unique sort. Advanced individuals would undoubtedly give the network artificial intelligence attributes, and the system might even become evolutionary like Conway's LIFE. What is necessary now is discussion of the viability of the idea and the creation of any optimal functional specification. This is an opportunity for small processor hackers to cooperatively produce a new and unique entity that would certainly have long-term cultural ramifications, considering the acceleration of technology.

Hardware Requirements

A reasonable first step towards implementing this scheme would be to develop a useful subset within the present structure of radio frequency allocations. It would be difficult to have a totally new communications service gain regulatory approval and user acceptance from a zero start. Probably the easiest way to begin would be by using amateur radio as an initial vehicle of experimentation. Obtaining an amateur license for VHF privileges is not difficult; Morse code proficiency of only five words per minute is required along with a basic theory test. For the sake of demonstrating the maximum potential for the idea, let's assume

a fairly elaborate structure for this feasibility model. However, it is probably more realistic to assume that local groups will put together small networks that would suit specific needs, later expanding into something closer to what will be explored here.

The hardware could be structured as follows: Some spectrum should be dedicated to this application. Within amateur radio, this amounts to a gentleman's agreement, which in the amateur environment has generally been a very successful mechanism. A portion of the 144 to 148 MHz or 220 to 225 MHz band would be a good choice. Because the higher frequencies presently enjoy less use, let's postulate that 224 to 225 MHz be set aside for personal computing. This band could easily be split into 99 channels at 10 kHz separation, from 224.005 to 224.995. This channel spacing should allow data rates up to at least 1200 bps. A good modulation scheme would be audio modulated FM. FM is easy to synthesize and detect, and audio modulation would allow compatibility with conventional modems. Frequency shift keying, while potentially narrower than FM, would require greater frequency precision to receive accurately.

Frequency determination should be by digital frequency synthesis so that the computer would have direct control over channel selection. Because of advances in phase locked loops and other integrated circuit technology, synthesizers are becoming the preferred method of discrete frequency generation, even in radios with manual control. The next few years will see the introduction of complete LSI synthesizer systems, many intended for the Citizens' Band market.

The modem and synthesizer are two elements of the communications subsystem that would perform as a peripheral device of the personal computer system. This device, while basically a VHF transceiver, must be organized to interact directly with the controlling software. For example, it could be structured in a way very similar to a UART (universal asynchronous receiver transmitter) device, with control and data registers accessible to the system bus. A first in first out data file would be useful to relieve some of the data load from the processor, although this certainly would not be a necessity. The simplicity of a character oriented system would have large appeal.

The communications subsystem probably should operate in an interrupt driven mode with the processor, again, in much the same way as a conventional UART can be wired.

Hopefully, any "Citizens Radio Service" could become a model for efficient spectrum usage and a synergistic interaction of individuals across the country via computer controlled relays.

Continued on page 94

Application Software!



You can
buy software
from anybody -
but ours works
in your system.

*We only sell one product,
Quality.*

We have been in business for over nine years building a reputation for providing a quality product at nominal prices — NOT what the traffic will bear. Our software is:

- **Versatile** — as most programs allow for multiple modes of operation.
- **Tutorial** — as each program is self prompting and leads you through the program (most have very detailed instructions contained right in their source code).
- **Comprehensive** — as an example our PSD program not only computes Power Spectral Densities but also includes FFT's, Inverse-transforms, Windowing, Sliding Windows, simultaneous FFT's variable data sizes, etc. and as a last word our software is:
- **Readable** — as all of our programs are reproduced full size for ease in reading.
- **Virtually Machine Independent** — these programs are written in a subset of Dartmouth Basic but are not oriented for any one particular system. Just in case your Basic might not use one of our functions we have included an appendix in Volume V which gives conversion algorithms for 19 different Basic's; that's right, just look it up and make the substitution for your particular version. If you would like to convert your favorite program in to Fortran or APL or any other language, the appendix in Volume II will define the statements and their parameters as used in our programs.

Over 85% of our programs in the first five volumes will execute in most 8K Basic's with 16K of free user RAM. If you only have 4K Basic, because of its' lack of string functions only about 60% of our programs in Volumes I thru V would be useable, however they should execute in only 8K of user RAM.

All of our programs are available on machine readable media. For those that have specific needs, we can tailor any of our programs for you or we can write one to fit your specific needs.

Vol. I — \$24.95
Bookkeeping
Games
Pictures

Vol. II — \$24.95
Math/Engineering
Plotting/Statistics
Basic Statement
Def.

Vol. III — \$39.95
Advanced Business
Billing, Inventory
Investments
Payroll

Vol. IV — \$9.95
General Purpose

Vol. V — \$9.95
Experimenter's
Program



SCIENTIFIC RESEARCH

220-B Knollwood, Key Biscayne, FL 33149

Phone orders call 800-327-6543
Information—(305) 361-1153

Add \$1.50 per volume handling, all domestic shipments sent U.P.S. except APO and P.O. Box which go parcel post. Foreign orders add \$8.00/volume for air shipment and make payable in U.S. dollars only.

AVAILABLE AT MOST COMPUTER STORES
Master Charge and Bank Americard accepted.

Our Software is copyrighted and may not be reproduced or sold.

The Brains of Men and Machines

With this second article on the brain's output control system, we begin a more detailed look at the mechanisms by which the brain accomplishes some of the functions which robot systems will also be called upon to perform. (A number of the terms which are used in this article were defined and discussed in the first part which began on page 11 last month.) As we reach a more concrete level of description of the brain's operation, we will encounter many points which are not yet entirely resolved, and many questions which are subjects of dispute between competing theories. Since it would seem that the present reader is more likely interested in potential applications of brain architecture than in the exact nature of the debate on fine points of physiology, I will simply present the position which seems to me to be most strongly supported at the present time. I will also make some simplifications where they seem warranted by the intended purpose of these articles. (To atone for these sins, I will also offer a list of references for the reader who is interested in pursuing the subject in greater depth.)

It seems likely that any robotics system will require some kind of output controller concerned with the generation and execution of patterns of movement in space, and the required control systems may be expected to range from very simple to very complex. The evolution of the biological brain of course has also had to solve this problem, and it has accomplished it with a set of capabilities for control which are probably as complex as any that we will be likely to encounter for a long time to come. The jointed limb scheme which has been employed as the chief means of locomotion and manipulation in terrestrial animals requires a very complex control system. It is true that a robot, which is free of such restrictions as an uninterrupted blood flow

to all of its parts, has other options; wheels and treads for example. These devices might permit simpler control systems, but I would like to suggest that for a system capable of operation in a generalized environment, the jointed limb scheme may be superior. Try to picture a wheeled or treaded robot scaling a cliff or climbing a tree, or even using a stool to dust the bookshelves. Since a motion control system which can handle the jointed limb scheme can also handle simpler systems, it may be most appropriate to plan for the future by starting with this basic scheme in early designs.

The Motor Control System

With regard to the actual mechanisms which are to be controlled, it is interesting to note that they are of only two basic types. The only two things that you are capable of doing are contracting a muscle and releasing glandular secretions, period. Everything else is only some combination of these two. Muscles and glands are the only devices to which the brain interfaces. In the present discussions we will concern ourselves exclusively with the muscles and the system which controls them, usually called the "motor control system."

There are two fundamental principles employed in the brain's motor control system. The first is to buffer each level of command with subprocessors which interpret the commands from higher levels as objectives; and compute appropriate outputs for achieving the objectives, while taking into account local feedback inputs and environmental information. A whole series of such steps is employed, with the "objectives" becoming more concrete at each stage. In this fashion, a pyramid of processors is defined which can accept very general directives and execute them in a reflex fashion with quite considerable flexibility in the face of varying loads, stresses and

Part 2: How the Brain Controls Outputs

Ernest W Kent, Associate Professor
Dept of Psychology
The University of Illinois at Chicago Circle
Chicago IL 60680

other perturbations. This system by itself is quite capable of things such as bipedal locomotion with maintenance of balance on uneven terrain. It cannot, however, operate in a goal directed fashion.

The second principle of the motor control system involves the operation of higher level systems which generate output strategies in relation to behavioral goals. This principle is the division of output tasks on the basis of their relation to input information rather than type of motion required. We shall examine some specific examples which illustrate each of these ideas.

Kinesthesia

The operation of the motor control command chain depends heavily on certain sensory inputs which provide feedback and status information for moment to moment operations, and it is appropriate to begin our investigation of output with a look at these inputs. Perform this small experiment. Close your eyes and put one hand somewhere out in front of you, then touch it with your other hand. Most people have no difficulty doing this quite accurately. The question is how, with your eyes closed, could you guide your hands to the right spatial locations? The answer is that we have a number of special sensory systems of which most of us are not even aware. These senses have the primary purpose of informing the brain's output control processors of things such as the relative positions of the limbs, the tensions of the muscles, the acceleration of the body in different directions, etc. Most people are unaware of these senses because they do not have a conscious content or "experience" associated with them, as do senses such as vision and smell. Nonetheless, they are among the most extensive and intricate sensory systems of the brain, and when they are damaged, the results are immediately apparent. With

damage to the systems which report limb position, some people are unable to carry out the small experiment you just performed. In fact, such people are generally unable to execute any muscular action correctly without constantly watching what they are doing.

The sensory system which reports on the status of the limbs is called kinesthetic sense, or kinesthesia, and it handles three sorts of information. These are joint angle, degree of load on a muscle, and degree of stretch or extension of the muscle. These three types of input information are used at various levels of the motor system to control sequencing and provide feedback information. This is another instance where place coding specifies the particular unit and type of quantity in question, and frequency coding carries the intensity information. The transducers which translate these quantities into neural impulse streams need not be discussed in detail since adequate mechanical counterparts are readily available.

Vestibular Sensory Inputs

The other sensory system which is strongly related to the brain's output control is the vestibular sensory system. This is the system responsible for the "sense of balance" among other things. Specifically, it provides continuous readout of the inclination of the head with respect to gravity, and the acceleration of the head in three perpendicular planes. This sensory system is located in a single set of transducers on either side of the head near the middle ear, rather than a multitude of transducers distributed through the body as is the case with the kinesthetic sense. Although the output therefore only refers to the head, the position of the head with regard to all other parts of the body can be computed from the information provided by kinesthetic inputs. Accordingly, the output

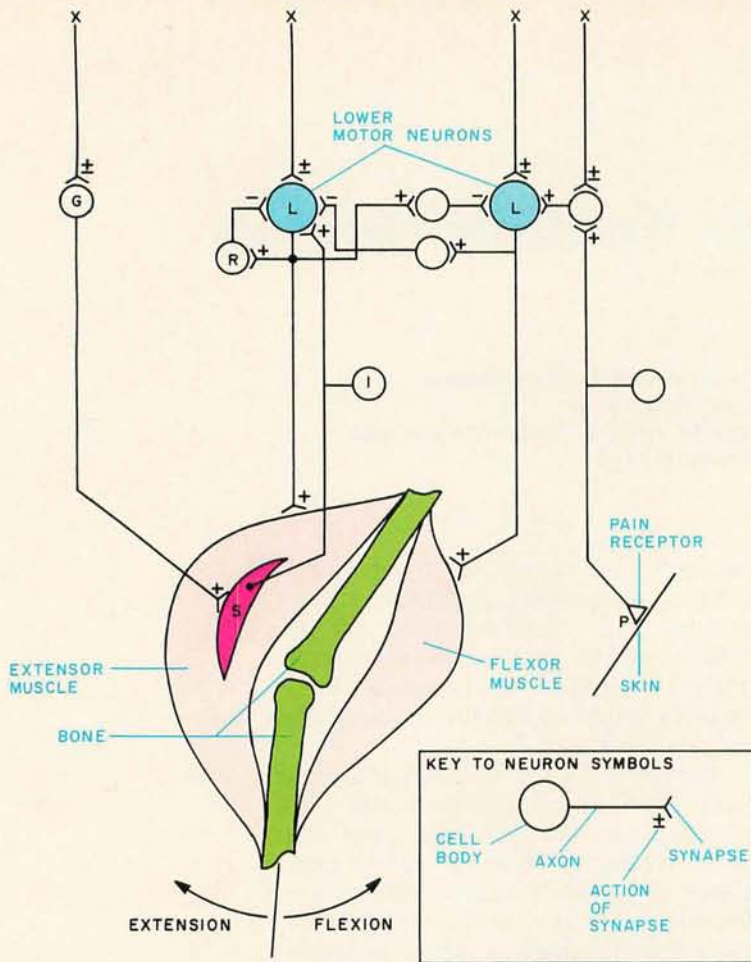


Figure 1: Some important parts of the lower motor neuron (LMN) circuitry which has final control over muscle contractions. See text for an extended discussion of this low level closed loop feedback system.

of the vestibular transducers is made widely available throughout the system as input to most of the high and low level motor processors. In this case too, the existence of easily available transducers for such quantities makes it unnecessary to discuss them in detail. Any device capable of reading out inclinations and accelerations will do when designing our robots.

The Typical Joint: a Control System


In most cases, muscles work in opposing pairs, one to open or extend a joint and one to flex or close it. This is necessitated by the fact that muscles can only exert force in one direction (contraction). Figure 1 demonstrates the arrangement for a typical joint. This diagram also shows some of the neural elements which control the contraction of these muscles. The principal neuron of this system, the one which provides input to most muscle fibers, is called a lower motor neuron, and is labeled L in figure 1. This type of neuron (and the other neurons associated with it) is located in the

spinal cord, and is the final processing stage before output to the actuator. This little system is a good place to illustrate some of the principles of the brain's motor organization. We shall refer to the lower motor neuron and its associated elements as an "LMN system." Basically, LMN systems must accept commands from a multitude of other systems which desire access to the muscle in question, attend to them according to their priority, modify them according to inputs from kinesthetic and vestibular systems as well as status information from related LMN systems, provide an appropriate output to the muscle, and make their own status information available to other systems. There are a great many LMN systems in the spinal cord. Every muscle is composed of thousands to millions of fibers, and in the case of muscles used for precise operations, there may be an LMN system for each individual fiber. In other cases, a single LMN system may control many fibers of a muscle.

In a practical robotics application, I see no reason why a single servo actuator and "LMN" processor for each joint would not suffice. There are reasons why a single processor for many joints is less practical, but before addressing this issue, let us examine the LMN system to see what sorts of things it does.

In figure 1, for clarity, we show only a single LMN driving each muscle. The degree of contraction of the muscle is proportional to the output pulse frequency of the LMN; the higher the frequency, the stronger the contraction. The circuit shown on the right illustrates the simplest type of protective spinal reflex; a pain receptor in the skin (P) fires a neuron in the LMN system which fires the LMN driving the flexor muscle. This simple high priority operation quickly removes the limb from danger. Inhibitory cross connections of the LMNs driving the two muscles insure that they do not act antagonistically; one relaxes as the other contracts. This reciprocal circuitry is generally active in all LMN operations unless specifically overridden. Not shown are outputs which inform higher centers of this action to allow for the necessary corrective action of other muscles and limbs which must take up the redistribution of weight, counteract shifts in center of gravity, etc.

Inputs to the LMN system from higher centers may request a variety of actions, such as holding a particular position, moving to a specified position, moving with a particular velocity, etc. The LMN attached to the extensor muscle on the left in figure 1 is shown with some of the associated neurons which are involved in the process of carrying out these instructions while compensating



Subsystem B

**Each board is a standout.
Together, they're a powerhouse.**

In the beginning there were boards, thousands of them.

That's how we started in the business. Making memories and interfaces for other people's computers...and making them better.

Now that our own Sol has become the number one small computer, you might think we're putting less emphasis on our board business.

Not so.

We're just doing more creative things with them.

One neat package gets your computer on the air.

For example, we've built Subsystem B, which ties together five Processor Technology modules into a completely integrated system that makes other S-100 Bus computers work almost as well as our Sol.

Circle 98 on inquiry card.

Subsystem B includes a memory module, three input/output modules, a general purpose memory, and appropriate software.

A specialized software program called CUTER knits together your computer and its peripherals to create an integrated, smoothly working system.

It's the fastest, cleanest way to get on line, and it costs less than if you bought each module separately.

You get your choice of two low power, reliable memory modules in 8K or 16K capacity.

Our VDM-1 video display module (still \$199 in kit) is the industry standard display device with over 6,000 in use.

Our CUTS high speed, low cost (\$110 in kit) audio cassette interface is the most reliable on the market and is supported by our broad line of cassette

software including Extended BASIC, FORTRAN*, PILOT*, FOCAL and numerous others.

And our 3P+S input/output module offers a low cost way to handle virtually all the I/O needs of any S-100 Bus compatible computer system. There are close to 10,000 in the field. Price is just \$149 in kit.

Yes, we may have become the maker of the Number 1 small computer — the Sol. But we haven't neglected the quality of our board business. We can't afford to... because we use many of them in our own computers.

For our most recent literature and price list see your dealer or write Processor Technology Corporation, Box B, 7100 Johnson Industrial Drive, Pleasanton, CA 94566. (415) 829-2600.

Processor Technology

*Available soon.

for external loads. Note that there is a special muscle fiber (S) which receives its input from the small motor neuron (G) rather than from the LMN driving the other fibers in the surrounding extensor muscle. This special fiber is part of the transducer system for a kinesthetic monitor of muscle stretch. There is a sensory neuron (I) which has an input attached to the S fiber, and this neuron is fired when the S fiber is subjected to stretch, at a rate proportional to the degree of stretch. Since the S fiber is mechanically attached to the rest of the muscle, it is stretched or relaxed by inputs or forces which extend or contract the main muscle, as well as by its own private input signals from neuron G. The axon of the I neuron makes an excitatory synapse on the LMN, thus increasing its drive when the S fiber is stretched. Since increased output by the LMN tends to contract the main muscle and relieve the stress on fiber S, we have a negative feedback loop.

Suppose that the higher centers in the system wish the LMN system to maintain a particular angle on the joint. This is specified by a set of constant inputs from above (X) to the LMN, and to neuron G. Now suppose that a stress such as increased load in the hand is suddenly applied to the joint. This will tend to flex the joint further, causing the extensor muscle to be stretched beyond the specified degree of contraction. This in turn stretches the S fiber and increases the output of neuron I, and thereby, the output of the LMN. The resulting increase in contractile force of the muscle compensates for the increased load. This allows the system which requested the maintenance of joint angle to remain ignorant of loading conditions and fluctuations.

On the other hand, a new input to neuron G can cause the S fiber to contract independently of the drive to the main extensor muscle, thereby increasing the output of the I fiber for the same degree of extension of the main muscle. This defines a new "set point" for the system. (Hence the need for a separate joint angle kinesthetic system for output to higher systems which don't want to untangle the effects of inputs to G on outputs from I.)

From this point, it is clear that the normal considerations of control theory are applicable, and it does not matter whether the system is neural or electronic. For example, in this system the mechanical response time of the muscle and joint, which are in the feedback loop, may be slow compared to the response time of the neural elements. In this as in any other system, that means that instability and oscillation


may result if the system gain does not roll off at higher frequencies. This roll off is accomplished by the small neuron R which produces a fast self-inhibitory action on the LMN with each LMN output pulse. At low input pulse rates from higher systems, the weightings of the synaptic contacts (as described in last month's article) is such that the pull down from firing threshold in the L cell produced by the R cell's input has substantially decayed away before the next positive input arrives, and thus has no effect on it. At higher input frequencies however, the positive input pulse will encounter increasingly greater antagonism from the recurrent negative input produced via R by the preceding output pulse, and will thus be less effective in bringing the axon hillock above threshold. This effectively reduces the gain of the system progressively as higher frequencies are approached.

Fitting Lower Motor Neurons into a Larger Context

Looking at the LMN system in the context of the whole hierarchical motor output system, it is apparent that the brain is using a "temporal byte" of frequency coded analog information to specify information about degree or quantity of action. In addition, the set of all of the input lines to the numerous LMN systems constitutes a "spatial byte," or place code, which is essentially digital in character, and in which the selected lines (bits) select the set of LMN systems which are addressed and thereby determine the nature of the movement to be performed, but not its speed, force, etc.

At first glance, it would seem reasonable to try to model the behavior of the LMN system with an analog device such as an op amp with a feedback loop. In practice, such an analog device might be quite tricky since the LMN system must integrate inputs from a wide variety of sources with different priorities. A real LMN has about 10,000 synaptic inputs. There is also the difficulty of encoding the analog information from other systems. Given that we will have many fewer LMN type units to worry about, it may be more practical to do both addressing and value transfer with digital techniques. This would suggest a digital processor of some simple type to replace the LMN unit rather than the op amp, and it may be that this would in the long run be the easiest way of dealing with the interactions of the various inputs to the system.

The next question that arises is, why not use one processor at high speed to run all the joints? There are several considerations. One that is immediately obvious is reliability. If one LMN system is lost, the others



The end of Kit-Kits.

The end of bad solder joints, heat damaged components and sick IC's. Introducing the Semikit. Item 1, a 16KRA Memory Board, \$369.

Let's face it. Loading and soldering PC Boards is not much fun for the kit builder. Even more important, it's the place where most of the trouble gets introduced. The real fun and education comes in running and testing boards.

Now the Semikit with fully tested IC's.

At the price of a kit, Processor Technology Corporation introduces the Semikit. It's a fully stuffed, assembled and wave soldered PC Board loaded with IC's that have gone through Q.C. and final check-out (a first in the industry).

We leave you the fun of testing with our fully documented set of instructions. We do the production tasks of loading, wave soldering and inspecting the boards. You do the more interesting and time consuming chore of testing and burning-in the boards.

The result is one sweet deal for both of us. You get a board where

the primary causes of damage (poor solder joints, excess solder and bad IC's) are virtually eliminated. You get a board of highest professional quality. And we get the business!

The 16KRA Memory Board's at your dealer now.

Your Processor Technology dealer has the first Semikit, a 16KRA Memory Board, in stock and ready to go right now. You can take it home tonight for \$369 as a Semikit or for \$399 fully assembled, tested and burned-in.

You'll have a 16,384 byte memory with a better price performance ratio than anything on the market today. Now you can afford to add quality, high density memory to your system for remarkably little. And you can add enough to solve complex computing problems right in the main frame.

The memory features invisible refresh. There's no waiting while the CPU is running. Worst case access

time is 400 nsec. Each 4,096 word block is independently addressable for maximum system flexibility. Power is typically 5 watts, the same as most single 4K memory modules. Back-up power connection is built-in.

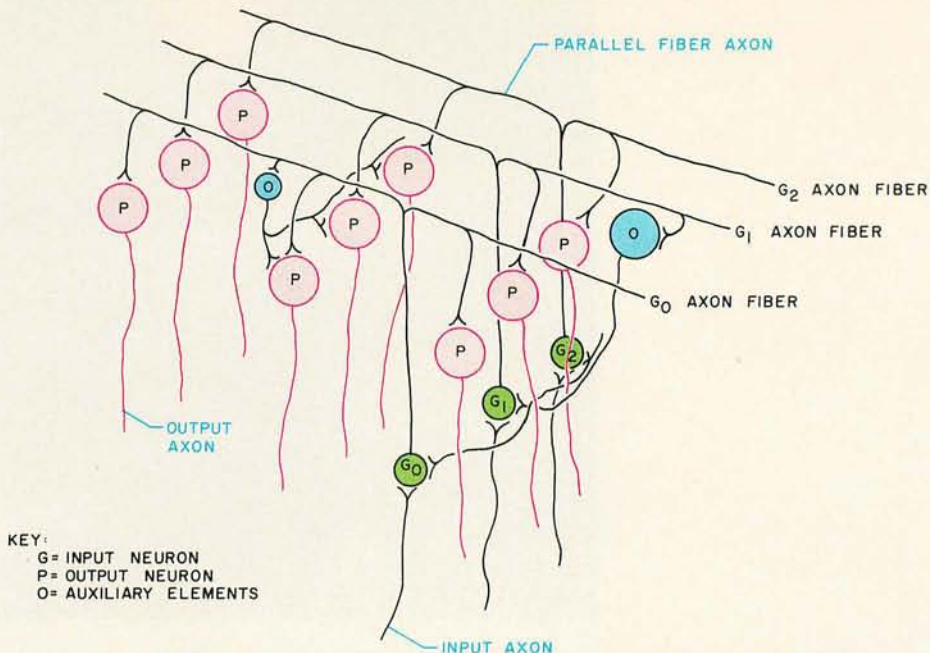
Other Semi's are coming your way.

The 16KRA Memory is Processor's first step in adding more fun, capability and reliability to your computer system at lower cost. Other modules are on the way to your dealer now. Come on down today.

Or you may contact us directly. Please address Processor Technology Corporation, Box B, 7100 Johnson Industrial Drive, Pleasanton, California 94566. Phone (415) 829-2600.

Processor Technology

Figure 2: Principal elements of the cerebellar cortex. The output cells (P) are fired in sequence by pulses traveling down the parallel fiber axons of the input cells (G). Each input axon selects a set of output cells for activation, and time delays in the parallel fiber axons help establish sequences of outputs. Other cells (O) handle interactions between elements of this cortex.



can take compensatory measures almost automatically. Second, since the output of each LMN system is a factor in the output of each of the others, and since the LMN system is a part of several otherwise distinct feedback loops, a single central processor system would have to be quite complex. Essentially it would face the solution of a number of simultaneous differential equations, or else have to deal with each component motion in sequence. This sort of sequential operation would produce a slow, jerky "movie robot," because each action would have to be completed to obtain the results as input data for computing the next action. A processor with sufficient speed, sophistication and core to handle the differential equations might well be more complex and costly than the multiple simple parallel processor approach. At the other extreme, which the brain has apparently found to be the best approach, programming would be a very simple test-operate-test-exit sequence, in which the actions of other units performing other actions simultaneously are entered as data each time around the loop. The moment we break out of this sequence to handle several "simultaneous" operations with a serial set of such sequences, things get more complex. However, at processor speeds it should certainly be possible to do some of this without doing much more than adding a little scratch pad memory to the simplest robot system's ROM. The best compromise for a robot remains to be demonstrated. Finally, a hierarchical system with interactive parallel units at the bottom frees the upper levels of the system to engage in coordinating the actions

of the lower parts into complex actions of the entire organism or device. This function by itself may require substantial processing power and time without the added burden of those jobs which the brain delegates to the LMN systems and their immediate superiors.

Reflex Automaton

This organization of LMN units and their "supervisors" forms a reflex machine capable of quite elaborate motion control and generation (although it does not initiate motion except in response to high level commands, or as a predetermined response to specified sensory inputs). It is essentially an automaton, but a very complex one. The organization of the hierarchy is quite conventional, and similar to a military command chain. The processing elements which have the responsibility for coordinating the movements of different limbs, for example, output control commands to the LMN units at the local level, rather than to the muscles directly, and leave the LMN units to handle the details. They in turn receive orders from, and report to, processing units that are concerned with coordination of whole body actions, the maintenance of posture and balance, and so on. Its major departure from a "command chain" model is the existence of elaborate lateral information transfer between processing elements at the same level in the hierarchy. The operational principles at each level are quite similar to those we have examined in detail in the LMN units which form the lowest rank in the system.

In the brain, this hierarchical system is

Continued on page 146



Seven points to consider before you buy your small computer.

In this magazine, alone, there are probably a dozen ads for small computers. New companies are breaking ground like spring flowers.

How, then, do you determine which computer offers the features you need most... at the price you can afford?

We'd like to propose seven basic questions to help you make an intelligent decision.

1. How complete is the computer system?

Many buyers of small computers are in for a rude awakening when they have to spend additional money for interfaces.

The Sol-20 Terminal Computer was the first *complete* small computer system. Everything you need to make it work is included in the basic package.

2. Is powerful system software available?

It won't do if your system is "tongue-tied."

Processor Technology Corporation has devoted more effort to the development of software than any other small computer maker. Our latest offering is the first fully implemented disk operating system for a small computer: PTDOS. It contains over 40 major commands, several languages and numerous utilities. Our high level languages include Extended BASIC, Assembler, FORTRAN*, FOCAL and PILOT*.

3. Is the system easy to expand?

More and more computer owners are expanding their small computers to handle business and other specialized requirements.

The largest Sol system can handle 64K bytes of RAM memory and operate with a three megabyte on-line disk memory. Sol systems use the S-100 Bus. So you can use a wide variety of hardware.

*Available soon.

4. Is the computer well-engineered?

Our Sol systems are the most conservatively rated and ruggedly built in the industry, period. In addition we designed them with you, the user, in mind; Sols are easy to build and a joy to operate.

5. Does it have proven reliability?

What is the track record? There are over 5,000 Sol systems in the field. Our track record for reliable performance is unparalleled in the small computer field.

6. Does it have good factory support?

A computer is a complex piece of hardware. So you want to be sure it is backed up with complete manuals, drawings and a factory support team that cares.

Processor Technology offers the most extensive documentation of any small computer manufacturer. And we maintain a patient, competent telephone staff to answer your questions.

7. Are maintenance and service people accessible?

Where are they located?

Processor Technology has maintenance and service people in over 50 cities around the U.S.

As you continue turning the pages, see how we stack up to the other computers in this magazine. If we've succeeded in whetting your appetite, see your Sol dealer or write for information on the complete family of Sol computers.

Processor Technology Corporation, Box B,
7100 Johnson Industrial Drive, Pleasanton, CA 94566.
(415) 829-2600.

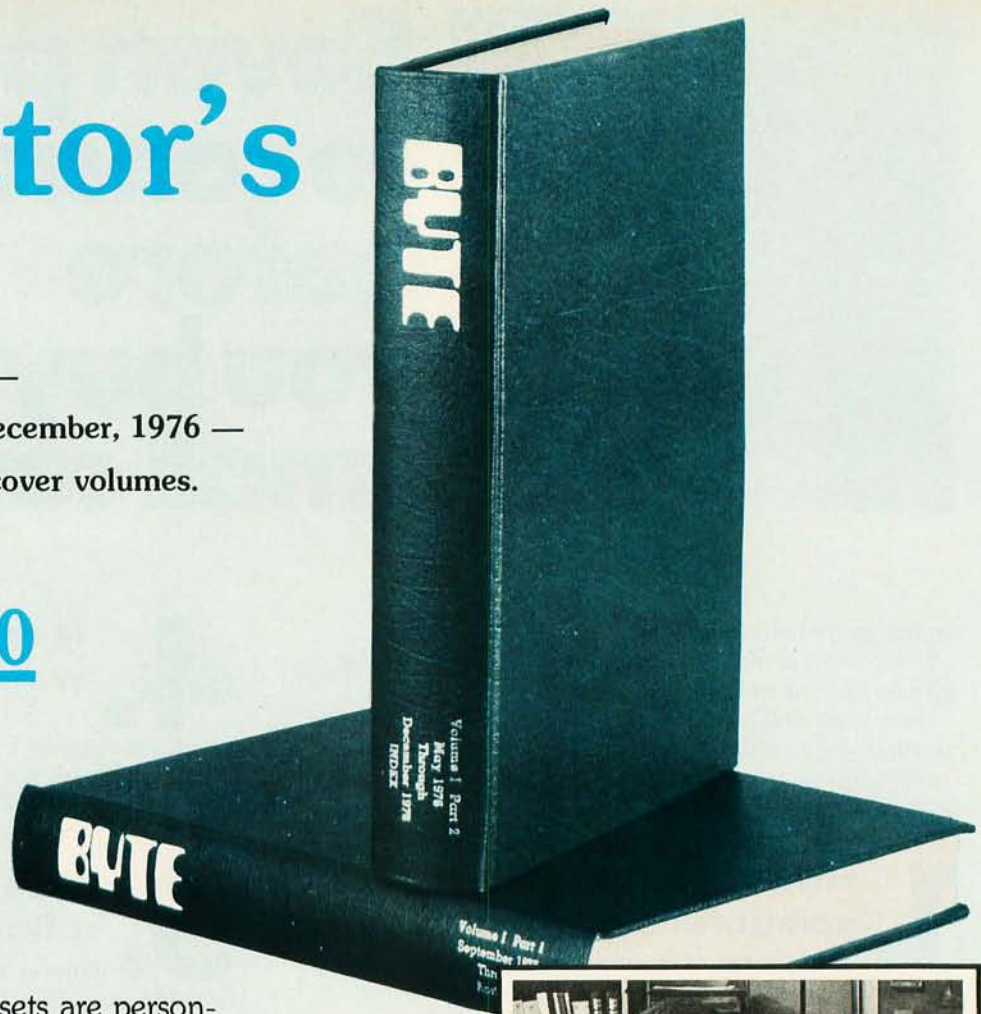
ProcessorTechnology

Collector's item

The first 16 issues of *BYTE* —
September, 1975 through December, 1976 —
in two gold embossed hard cover volumes.

\$100⁰⁰


complete set —
two volumes



These individually numbered sets are personally signed by Carl T. Helmers, Jr., Editor-in-Chief of *BYTE*.

As only 100 sets will be offered for sale, orders will be handled strictly on a first-come first-served basis. Send in the coupon today! These early issues of *BYTE* are packed with articles by your favorite writers: Helmers, Fylstra, Ryland, Dittrich, Chamberlin, Lancaster, Maurer, and many more.

For your personalized set of *BYTE*'s first 16 issues mail this coupon today!



Carl T. Helmers, Jr.,
Editor-in-Chief, *BYTE* Magazine

Carl Helmers

Yes, rush me my numbered and personalized 2-volume set of the first 16 issues of *BYTE*.

Check enclosed for \$100.00

Bill BankAmericard/Visa

Bill Master Charge

Card Number _____ Expiration Date _____

Signature _____ Name (please print) _____

Address _____

City _____ State _____ Zip _____

Mail to: *BYTE* Publications, Inc.
70 Main Street * Peterborough * N.H. 03458

BYTE's Bugs

Entomological Archives

We like to set the record straight about bugs whenever we can, even the old variety. With this in mind, we point out that there is a bug in figure 3 of the June 1976 article, "Building an M6800 Microcomputer" (see page 45). The Mikbug PIA (IC11) is shown with pins 2 and 9 reversed; pin 2 (PAO) should be the output to pin 2 of IC16; and pin 9 (PA7) should be the input from pin 8 of IC15. Our thanks to author Bob Abbott for this information. Bob sent it to us over a year ago, but it got lost in the limbo of our files. ■

Random Errors

John D Leasia PE
2005 N Wilson Av
Royal Oak MI 48073

Unfortunately, the pseudorandom number generator shown in page 218 of the November 1977 BYTE will not generate a complete set of numbers from 00 to FF as stated. The error lies in the programming, not in the method. Numbers ending in 2, 3, 6, 7, A, B, E and F cannot be obtained.

As programmed, the seed is multiplied by 11, not by 13. In the 6800 program, if the opcodes at addresses 0005 and 0006 are interchanged, the program will correctly compute all 256 numbers without a repeat. Interestingly enough, as programmed, exactly half of the possible numbers are generated with no repeats. The missing 1s end in the digits shown above, which group in 2s.

I found it necessary, on my KIM-1, to clear the carry before each add operation. Otherwise the program would repeat before all 256 numbers were generated.

My program requires additional bytes due to the addition restrictions of the 6502:

Address	Hexadecimal Code	Op Code	Commentary
0000	D8	CLD	; Clear decimal
0001	A5 12	LDA RND	; Load N
0003	0A 18	ASL CLC	; Multiply by 2
0005	65 12	ADC RND	; Add N
0007	0A 0A	ASL ASL	; Multiply by 4
0009	18	CLC	;
000A	65 12	ADC RND	; Add N = 13N
000C	18	CLC	;
000D	69 01	ADC# 01	; Add 1 = 13N+1
000F	85 12	STA RND	; Store in RND
0011	60	RTS	; Return
0012	XX	RND	; Seed location ■

Bugged Tidbit

In your October 1977 issue, the programming tidbit on page 174 to substitute for the absolute value function will not detect the condition when (A-B) is negative and within the interval specified by a positive delta. To correct your instruction you will need another constant: NDELTA = - DELTA to test (A-B) when it is negative. A shorter alternative for the whole instruction would be:

```
If ((A-B) < DELTA
and (B-A) < DELTA)
then ...
```

If you look long and hard at your instruction, you will notice two missing right-hand parentheses. I'm sure you know only too well how such slips inspire an old-maidish compiler to nag, nitpick and fuss.

Victor Kincannon
720 Coolidge St
Fennimore WI 53809 ■

A Slightly Sour SWEET 16.

John Feagans from Commodore Business Machines Inc has detected a slight bug in the program listing of the SWEET16 interpreter (see "SWEET16: The 6502 Dream Machine" by Stephen Wozniak, BYTE November 1977, page 151). The program, which normally starts at location F700 in hexadecimal on the Apple computer, was reassembled to start at location 0800 for the listing in the article. But the symbol S16PAG, which defines the high order byte of the address pushed on the stack for the RTS instruction as described on page 152 of the article, should have been changed from hexadecimal F7 to 08.

Ed Voightman, Dept of Chemistry at the University of Florida, also spotted the bug. ■

Your Sol dealer has it.

AZ: Tempe: Byte Shop, 813 N. Scottsdale, (602)894-1129; Phoenix: Byte Shop, 12654 N. 28th, (602)942-7300; Tucson: Byte Shop, 2612 E. Broadway, (602)327-4579. **CA:** Berkeley: Byte Shop, 1514 University, (415)845-6366; Citrus Heights: Byte Shop, 6041 Greenback, (916) 961-2983; Costa Mesa: Computer Center, 1913 Harbor, (714)646-0221; Hayward: Byte Shop, 1122 "B" St., (415)537-2983; Lawndale: Byte Shop, 16508 Hawthorne, (213)371-2421; Orange: Computer Mart, 633-B W. Katella, (714) 633-1222; Pasadena: Byte Shop, 496 S. Lake, (213)684-3311; Sacramento: Micro-Computer Application Systems, 2322 Capitol, (916) 443-4944; San Francisco: Byte Shop, 321 Pacific, (415)421-8686; San Jose: Byte Shop, 2626 Union, (408)377-4685; San Rafael: Byte Shop, 509 Francisco, (415)457-9311; Tarzana: Byte Shop, 18423 Ventura, (213)343-3919; Walnut Creek: Byte Shop, 2989 N. Main, (415)933-6252. **CO:** Boulder: Byte Shop, 3101 Walnut, (303) 449-6233. **FL:** Ft. Lauderdale: Byte Shop, 1044 E. Oakland Pk., (305)561-2983; Miami: Byte Shop, 7825 Bird, (305)264-2983; Tampa: Microcomputer Systems, 144 So. Dale Mabry, (813)879-4301. **GA:** Atlanta: Computer Mart, 5091-B Buford, (404)455-0647. **IL:** Champaign: Computer Co., 318 N. Neil, (217)359-5883; Numbers Racket, 623½ S. Wright, (217)352-5435; Evanston: itty bitty machine co, 1322 Chicago, (312)328-6800; Lombard: itty bitty machine co, 42 W. Roosevelt, (312)620-5808. **IN:** Bloomington: Data Domain, 406 S. College, (812) 334-3607; Indianapolis: Data Domain, 7027 N. Michigan, (317)251-3139. **IA:** Davenport: Computer Store, 4128 Brady, (319)386-3330. **KY:** Louisville: Data Domain, 3028 Hunsinger, (502)456-5242. **MI:** Ann Arbor: Computer Store, 310 E. Washington, (313)995-7616; Troy: General Computer Store, 2011 Livernois, (313) 362-0022. **MN:** Minneapolis: Computer Depot, 3515 W. 70th, (612)927-5601. **NJ:** Hoboken: Computer Works, 20 Hudson Pl., (201)420-1644; Iselin: Computer Mart, 501 Rt. 27, (201)283-0600. **NY:** New York: Computer Mart, 118 Madison, (212)686-7923; White Plains: Computer Corner, 200 Hamilton, (914)949-3282. **NC:** Raleigh: ROMs 'N' RAMs, Crabtree Valley Mall, (919) 781-0003. **OH:** Columbus: Byte Shop, 2432 Chester, (614)486-7761; Dayton: Computer Mart, 2665 S. Dixie, (513)296-1248. **OR:** Beaverton: Byte Shop, 3482 SW Cedar Hills, (503)644-2686; Eugene: Real Oregon Computer Co., 205 W. 10th, (503)484-1040; Portland: Byte Shop, 2033 SW 4th Ave., (503)223-3496. **RI:** Warwick: Computer Power, M24 Airport Mall, 1800 Post Rd., (401)738-4477. **SC:** Columbia: Byte Shop, 2018 Green, (803)771-7824. **TN:** Kingsport: Microproducts & Systems, 2307 E. Center, (615)245-8081. **TX:** Arlington: Computer Port, 926 N. Collins, (817)469-1502; Houston: Computertex, 2300 Richmond, (713)526-3456; Interactive Computers, 7646½ Dashwood, (713)772-5257; Lubbock: Neighborhood Computer Store, 4902-34th St., (806)797-1468; Richardson: Micro Store, 634 So. Central Expwy., (214)231-1096. **VA:** McLean: Computer Systems Store, 1984 Chain Bridge, (703)821-8333; Virginia Beach: Home Computer Center, 2927 Va. Beach Blvd., (804)340-1977. **WA:** Bellevue: Byte Shop, 14701 NE 20th, (206)746-0651; Seattle: Retail Computer Store, 410 NE 72nd, (206)524-4101. **WI:** Madison: Computer Store, 1863 Monroe, (608)255-5552; Milwaukee: Computer Store, 6916 W. North, (414)259-9140. **D.C.:** Georgetown Computer Store, 3286 M St. NW, (203)362-2127. **CANADA:** Ottawa, Ont: Trintronics, 160 Elgin, (613)236-7767; Toronto, Ont: Computer Mart, 1543 Bayview, (416) 484-9708; First Canadian Computer Store, 44 Eglinton Ave. W., (416)482-8080; Computer Place, 186 Queen St. W., (416)598-0262; Vancouver, B.C.: Basic Computer Group, 1438 E. 8th, (604)736-7474; Pacific Computer Store, 4509 Rupert, (604)438-3282.

Processor Technology

Also, there should be some hard wired functions implicit in the communications subsystem to ease the burden on the processor. Indeed, control of the subsystem might be a function to be delegated to a dedicated subprocessor. The communications subsystem controller must: operate the transmitter and receiver, communicate with the main personal system processor, direct data to the synthesizer, recognize special signals, send control signals to the modem, detect busy channels, respond to "home" and "scan" modes, allow manual interaction, derive status information, and maintain data and control registers or buffers. There are probably many other functions that could be allocated to the subsystem depending on the intelligence and complexity the designer desires or can afford. Using a dedicated microprocessor in the subsystem design would have the traditional advantage of easy expansion of functional capability. However, most of these functions could also be carried out in main processor's software, which would make the communications subsystem a simpler peripheral.

Software Considerations

So much for the basic hardware. Even if the communication subsystem has its own dedicated microprocessor, most of the network intelligence will be communications operating system software. It is this software that will determine what to do when the operator creates a communications module. Without resorting to complicated notational devices, a communications module is simply a command or a message; and the message is command(s) and data together. Commands could be oriented toward data transfer, such as, "Send the following data to _____." or "Do you have data named _____?". Commands could control the current operating status; eg: "Do not accept data for relay; monitor broadcast data only." or could reflect manual control, "Go to channel 22." Commands would be segregated into two types: internal and external. Internal commands would be intended for one's own system only, although standardization would certainly occur and be useful. External commands, on the other hand, would require standardization because they would be transmitted as part of a message and would control the handling of the data by other stations.

Besides handling explicit commands, the operating system must have other intelligence. A primary consideration is that each system should know its physical and logical location in the network so that appropriate relays can be worked out. If the initial experiments are carried out

over a limited area so that everyone can directly communicate with everyone else, the physical map can be ignored. But eventually the participants will become spread out enough to require the software to determine the best direction in which to initiate a relay. One aspect of having logical and physical maps imbedded in the operating system is that each system will have some sort of address associated with it so that it can be accessed through the network. The address could be an encoding of the actual location (physical or logical) within the system, analogous to a phone number or mailing address; or it could be an entry point to a table of relevant data, such as an amateur radio call sign. Since the logical structure of the network would be some sort of tree, an explicit address code could be a sequential list of tree branches formatted into a numerical code.

The software will define how the channels in the allocated spectrum are used. One technique that could be very successful is that of defining a special frequency for establishing initial contact between two stations. After this communication has been completed, the stations involved in the particular transfer can use other frequencies. Having such a standardly defined "monitor channel" greatly simplifies the logical structure of the network because it allows for open-ended participation by interested systems. If such a channel was not used, the continuity of the network might very well depend on stations meeting on particular channels by prearrangement or assignment. Thus, all systems not actively using the network would configure the communications subsystem to monitor a single channel and interrupt the central processor when the channel became active. Response delays could be assigned or determined dynamically so that not all monitoring systems would simultaneously reply to a network request signal.

Once contact has been established a software algorithm must determine the next action. Although present law requires the presence and control of a person operating this radio station, the ultimate usefulness of this sort of distributed network will depend on demonstrating the feasibility of a completely computer controlled system. At this point in the control flow it would be useful to discuss filtering, a type of algorithm in which information about a message is used to control the transfer of the message. One type of filtering has already been discussed, ie: routing information. If there were other alternatives, a message would not be relayed through a station in the opposite direction from the

A reasonable first step towards implementing this scheme would be to develop a useful subset within the present structure of radio frequency allocations. It would be difficult to have a totally new communications service gain regulator approval and user acceptance from a zero start.



BASIC

SOFTWARE LIBRARY

Volumes VI & VII are finally released!

Volume VI

Yes and it still contains what was previously advertised. A fully disk interactive business package with A/R, Inv., A/P, ledgers, tax totals, payroll records, more.

As a bonus it also contains the Users Manual for our Firmware Ledger package. These 100 extra pages contain report formats, file creation routines and our very powerful program ACBS1 used to create the powerful file structured data base.

\$49.95

Volume VII

Here is that Chess program you have been waiting for as well as a disk interactive Medical Billing package with patient history file.

Also included is our disk interactive Word Processing package (revision 0).

\$39.95

Add \$1.50/Vol. for U.P.S. and handling except to APO and PO addresses. Foreign orders add \$8/Vol. for air shipment — US dollars only. No purchase orders over \$50.

- VOLUME I — \$24.95
- VOLUME II — 24.95
- VOLUME III — 39.95
- VOLUME IV — 9.95
- VOLUME V — 9.95



SCIENTIFIC RESEARCH

220-B Knollwood
Key Biscayne, FL 33149

Phone orders 800-327-6543
Information 305-361-1153

OUR SOFTWARE IS COPY-RIGHTED AND MAY NOT BE REPRODUCED OR SOLD.

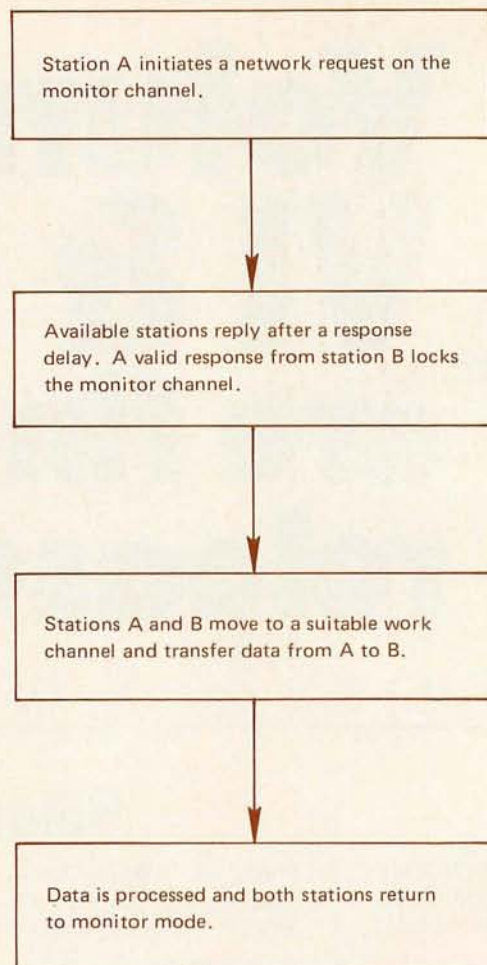
Due to the numerous copyright violations on our earlier volumes — until further notice we are offering a REWARD leading to the arrest and conviction of anyone reproducing our software in ANY way without our written permission. This includes diskettes, paper and magnetic tape, cassettes, records, paper copies, etc.

AVAILABLE AT MOST COMPUTER STORES



honored

Figure 2: Control flow of a basic relayed transfer. This is an oversimplification of a two party transaction. Station A wants to send a packet of data to station B. A more complex situation exists in the case where A is sending data to some station Z which has no direct contact possible; then B might be the first link in a multiple station relay of the data.



destination. There are many other "filterable" parameters that are dependent on message content. A specification of the universe of possible destinations would allow some transfers to be designed as data for a specific addressee, and thus of interest only to that individual or to relaying systems. On the other hand, data could also be declared to be of general interest, which would be an invitation for all those interested to monitor the data transfer even if it was necessary for only one system to assume responsibility for relaying the information.

Such "addressed" and "broadcast" message types are at the extremes of the filtering spectrum. As more and more data is transferred on the network, it will become more desirable to be selective about how the information is handled. At first, it will be very attractive to accomplish the filtering on the monitor channel, but this would be very sensitive to the mean wait of time of this frequency. Thus, as network use increases, a hierarchy of filtering will develop. The monitor channel would support filtering based on the ability and desire of answering stations to handle the type

and quantity of the transfer involved, as well as selectivity based on the priority of the network request. This latter parameter would allow emergency messages and certain types of technical diagnostics (a shutdown command from the FCC, for example) to receive maximum attention. Conversely, distribution and interest codes would probably be best filtered off the monitor channel.

Interference Problems

Another problem that will develop as communications density increases is interference between stations. This is not a trivial problem because the control algorithms will not be nearly as flexible in working around interference or interpreting garbled data as human operators. However, several approaches do seem feasible. The most basic method is simply to search and wait, with a very sensitive channel busy detector that would eliminate any possibility of interference once a clear channel is located. Another scheme would involve time multiplexing so that stations being inadvertently jammed would have a specific time to complain to their neighbors. A third possibility is to employ split frequency modes where each station transmits on a channel that seems to be clear to it.

Thus far, aspects of the operating system have been described that enable systems to establish contact and operate in a one-to-one or one-to-many transfer mode. For a basic architecture this capability is adequate, with all systems involved in the transfer returning to a monitor mode when a particular interaction has been completed. It is possible that this methodology would give good performance, even with a very busy network, because of the potentially low overhead of changing modes and reinitializing communications through programmed control. However, it may also be found to be very desirable to integrate and concatenate network operations so that many data transfers can be achieved when stations establish contact. This is an area where empirical results would be helpful in evaluating alternate approaches.

Limitations of Amateur Radio

All of what has been described thus far can be done within the constraints of amateur radio; however, such an implementation would impose limitations that would only be eliminated by a broad redefinition of the regulations. The most desirable situation would involve spectrum dedicated to the network with a set of rules appropriate to the application. One of the most basic requirements of this scheme is that multiple dedicated frequencies be available exclusively

Go tell it to your computer for \$189.



You can have low cost voice entry to your computer with SpeechLab.

Heuristics' original Model 50 SpeechLab™ at \$299 was a great success. So, not content to rest on our laurels, we went back to our design bench and came out with the Model 20. It sells for \$189 completely assembled and tested for use with any S-100 Bus computer such as Sol, IMSAI, Altair or Cromemco and as the 20A, the Apple.

Now obviously, we had to do a few things to bring the price down. The Model 20 has a somewhat shorter manual. Technically, it's not quite as complex. Don't kid yourself though, the Model 20 does a real job. You can control your computer to do such tasks as data entry, quality control and everything else where you want a "hands-off" operation. Elsewhere in the ad we've illustrated some examples of the kinds of things you can do.

About the Model 20

Heuristics' new Model 20 handles up to 32 words. Software

is ROM based. The Model 20 uses 64 bytes per spoken word which is callable from BASIC.

Hardware includes 2 band pass filters with 2 bit amplitude, 2 zero crossing detectors and a linear amplifier.

The combined hardware/software/lab manual includes 10 experiments.

The ROM based speech recognition program occupies 2K bytes of ROM.

The Model 50, still a great buy at \$299.

Here's an S-100 compatible system (8080 or Z-80) capable of handling a 64 word vocabulary using 64 bytes per spoken word. You'll get high speech recognition.

Software includes SpeechBasic BASIC programming language in source and paper tape, assembly language speech recognition program in source and paper tape, hardware and self-test program in source and paper tape. SpeechBasic plot, correlation, recognition and advanced recognition programs are offered in source.

The assembly language program uses less than 4K bytes for a 32 word vocabulary. It loads at 100H. A high core version is available. SpeechBasic BASIC interpreter loads at 0 and requires 8K. A diagnostic program is included.

Documentation includes a 275 page lab manual with 35

experiments and a 100 page hardware manual. All manuals are now available as separate items. The big manual is ideal for schools and colleges as an introduction to speech and pattern recognition.

Hardware includes 3 band-pass filters (6 bits amplitude), 1 zero crossing detector, a linear amplifier, compression amplifier, 6 bit A/D converter and a beeper. The raw waveform is available for advanced experiments. A new noise cancelling microphone is also offered.

Prices (f.o.b. Los Altos, CA)

Model 20A (Apple)	\$189
Model 20S (S-100 Bus)	\$189
Model 20 manual	\$ 15
Model 50	\$299
Model 50 lab manual	\$ 25
Model 50 hardware manual	\$ 15
(both manuals \$35)	
Model NC-1 noise cancelling microphone	\$ 85

More information.

For more information visit your nearest computer store. Most dealers now carry the Heuristics line. Or if more convenient write for literature. Please address Heuristics, Inc., Box B, 900 N. San Antonio Road, Los Altos, CA 94022. Phone (415) 948-2542.

Heuristics

INC.

Even if the communications subsystem (the network node of your home computer) has its own dedicated microprocessor, most of the network intelligence will be in the communications operating system software.

for network use. As has been demonstrated by 2 meter FM repeater usage, this is a definite possibility if many enthusiastic individuals seek to dedicate an underused spectrum segment to a specific activity. To assume that this can happen again may be too optimistic. Portions of the 220 MHz band have already been proposed for a new hobbyist type application, sort of midway between present Citizens' Band and amateur types of communication.

Another difficulty with amateur radio constraints is the requirement that transmissions be under the direct control of the operator. One of the reasons that VHF was suggested is because the propagation characteristics are relatively constant and could allow 24 hour operation. An optimum scenario would involve minimum interaction by the system operator. There would be a short period of operator activity in the evening (or morning or whenever) to see what data had been transferred during the previous day or two, evaluate new data acquisitions, and initiate messages. Since the system would be designed to support data without an explicit address, full-time operation would allow individual systems to interact with the network to find new data according to program. I would not expect that most of the data transfers would be initiated manually when the network reached maturity. This would be the major unique characteristic of the entire system. In a nondistributed network, costs would accrue on a per transfer basis, so it would be unlikely that individuals would pay to have their computers talk to each other all day and all night. In this distributed system, the ongoing costs would be those required to run the computer system and a small radio, and would not be large, even if run intermittently 24 hours a day. System use with the constraint of manual operation would probably not result in a synergistic multiprocessor environment either; watching a computer can become boring quickly. Compared to a timesharing system or other conventional data networks, the response time of this distributed system will be very slow, which would justify a longer time to get results. The slow speed of this network is not really a disadvantage because the application is quite different than timesharing, for example. The existence of the distributed network assumes each node includes a local computer to handle real time applications. It is the extent of this local processing capability that will give the network its unique characteristics. Therefore, it is essential that the network be organized so as to maximize these characteristics.

The hardware and software that has

already been described would not have to be substantially modified to support a dedicated spectrum version of this network outside amateur radio's province. The major changes would be organizational and political with technical enhancements. The hardware model that has been designated the communications subsystem would remain relatively fixed although there would be greater functional standardization, and more installations would include more highly evolved hardware. The commercial manufacture of peripheral communications hardware could certainly be expected at this point. The software would undergo more changes, although it should be a clear objective from the beginning to design the system, and particularly the software, so that it is modular and easily expandable. New software features must be implemented and shown to be reliable to allow the individual systems to do useful work without operator intervention. Automatic logging and remote control would be two of these features. More effort than is now obvious would probably have to be put into completing decision trees, that is, ensuring a reasonable machine solution given any possible set of input conditions. The initial forms of many algorithms in the amateur radio context would probably have an escape, such as, "After N operations, or after T seconds, ring bell and wait for operator command." Obviously, structures like this will have to be different outside amateur radio in another band. Hopefully, the evolution of the software will happen within the network itself, much more so than the hardware. The communications network is the ideal medium for individuals to define problems, and develop and distribute the solutions.

Regulatory Aspects

To distribute the solutions involves a regulatory change that would have significant effect. While I am hopeful that individuals would freely distribute some software that is created within this network, particularly software designed to enhance the operation of the network, I also hope that there will be a way to allow economics. Because the resource of radio spectrum time is limited, the economic characteristics must be regulated to preserve the values of distributed communications. On the other hand, a commercial influence could have beneficial aspects if it were properly applied. The goal of introducing economics is positive: Individuals working at home, using their own equipment, could create and distribute products within a free market. The market, like the network, would have as its primary

OSBORNE & ASSOCIATES, INC.

The World Leaders In Microprocessor Books


If you want information on microprocessors, begin with the Osborne books.

PROGRAM BOOKS WRITTEN IN BASIC

Payroll With Cost Accounting Accounts Payable And Accounts Receivable General Ledger

These books may be used independently, or implemented together as a complete accounting system. Each contains program listings, user's manual and thorough documentation. Written in an extended version of BASIC.

#22002 (400 pages), #23002*, #24002*



Some Common BASIC Programs

76 short practical programs, most of which can be used on any microcomputer with any version of BASIC. Complete with program descriptions, listings, remarks and examples.

#21002 (200 pages)



ASSEMBLY LANGUAGE PROGRAMMING

6800 Assembly Language Programming 8080A/8085 Assembly Language Programming

Assembly language primers in the classical sense, these books treat assembly language as a means of programming a microcomputer. Full of simple programming examples.

#31003 (400 pages), 32003*



AN INTRODUCTION TO MICROCOMPUTERS

Volume 0 - The Beginner's Book

If you know nothing about computers, then this is the book with which to start. It tells what computers are all about and describes their component parts. When you've read this, you'll be ready for Volume 1.

#6001 (300 pages)



Volume I — Basic Concepts

The world's best selling computer text describes those characteristics common to all microprocessors yet specific to none. All hardware and programming concepts you will ever need to know are explained at an elementary level.

#2001 (350 pages)



Volume II — Some Real Products (revised June 1977)

Every common microprocessor and all support devices are described. Only data sheets are copied from manufacturers. Major chip slice products are also discussed.

#3001A (1250 pages)



PROGRAMMING FOR LOGIC DESIGN

8080 Programming For Logic Design 6800 Programming For Logic Design Z80 Programming For Logic Design

These books describe the meeting ground of programmers and logic designers; written for both, they provide detailed examples to illustrate effective usage of microprocessors in traditional digital applications.

#4001, #5001, #7001 (300 pages each)



OSBORNE & ASSOCIATES, INC. • P.O. Box 2036 • Berkeley, California 94702 • DEPT. 15

	PRICE	QTY	AMT
6001 Volume 0 — The Beginner's Book	\$ 7.50		
2001 Volume I — Basic Concepts	7.50		
3001A Volume II — Some Real Products	15.00		
4001 8080 Programming For Logic Design	7.50		
5001 6800 Programming For Logic Design	7.50		
7001 Z80 Programming For Logic Design	7.50		
31003 8080A/8085 Assembly Language Programming	7.50		
21002 Some Common BASIC Programs	7.50		
22002 Payroll With Cost Accounting	12.50		

- 6-1/2% .SF Bay Area residents only
- 6% .California residents outside SF Bay Area
- Payment must be enclosed for orders of 10 books or less.
- I have enclosed:

Sales Tax (Calif. residents only)

Shipping Charges

TOTAL

TOTAL AMOUNT OF PURCHASE

check money order

NAME _____

ADDRESS _____

CITY _____

STATE _____

ZIP _____

PHONE _____

SHIPPING CHARGES Shipping charges for bulk orders to be arranged.

- 4th class (no charge, allow 3-4 weeks within USA, not applicable to discounted orders)
- \$.50 per book, UPS (allow 10 days) in the U.S.
- \$1.50 per book, special rush shipment by air in the U.S.
- \$3.00 per book, foreign air mail

*This book is not yet available.

Please notify me when it is published:

- 23002 Accounts Payable and Accounts Receivable
- 24002 General Ledger
- 32003 6800 Assembly Language Programming

Please send information on:

- consignment
- dealer discount
- foreign distributors

F3

attribute its distributed characteristics. Centralized capital would be minimized, and individual creativity maximized.

A subsidiary regulatory characteristic that would necessarily be modified to allow the implementation of economics is data security. Presently, there is no allowance for secret communications on frequencies accessible to the public, presumably to prevent spies from using walkie-talkies for "cloak and dagger" schemes. The desirability of secure communications and the impossibility of enforcing nonencoded computer conversations will force a change in this rule.

It should be pointed out that the Federal Communications Commission has not been dogmatic about maintaining the regulatory status quo. Significant changes have occurred when it could be clearly demonstrated that the largest public interest would be served by modifying the administration of the radio spectrum. The potential utility and benefit of distributed communications make the changes much more plausible than they would otherwise seem. Also, the network can only be considered a potential reality in conjunction with very recent technical innovations. Such a network was not a viable possibility in 1970; now *is* the proper time to begin its implementation.

What sort of applications for the network might occur if it achieved special regulatory status? While there are many possibilities, a general application I call "library building" provides a useful illustration. The goal of this mode of operation is that systems with mass storage capability would interact so that each participant would share a subset of the file structure with the other participants. Because of the relatively large amounts of data involved, such exchanges would probably not occur on a relayed basis; rather, individual files could be relayed later by specific command. In order to participate in library building, systems would maintain directories of several types of files, eg: those maintained and available, those files desired, keys to file types (for example, "games" or "8080 code"), both desired and not desired, and specific files that are not desired. This activity would most frequently be dyadic (that is to say, they would be initialized when a pair of stations determined mutual interest in the activity). Library work represents a network activity that could best be carried on with little operator intervention. A typical command would be the equivalent of "get everything new and share anything except files A, B and C." In fact, this could be a standard background command to be executed when operator initialized transfers become null. The operator would interact with this function by requesting a regular

summary of files acquired and dispersed. A prerequisite for this sort of file oriented activity is that standards be developed for file management within personal computing, so that transfers can be made with both processor independence and device independence.

The unique characteristic of any computer is the ease with which it is given new capability by feeding it new software. Thus, the distribution of software through this interactive network could rapidly result in an explosion of new functions. Once the system has been bootstrapped, growth could be faster and more meaningful in terms of legitimate achievement than that experienced in any other medium. Possible future scenarios may give more perspective to the implications of the network.

The system should be interfaced to other networks. Common carriers and cable television are present possibilities, and local laser links and direct communications through satellites are likely to occur in the future. Nondistributed data networks will be a major feature of the cultural technology of the 1990s, providing many of the services already discussed on the scale of television today. Amateur computing in distributed networks could set trends and establish precedents for the revolution to follow.

The hardware definitions for the network could evolve to allow the establishment of new categories of node stations with special functions. One such function could be the data concentrator, a large, fast processor with several wide channels assigned to it. Large amounts of data could be burst transmitted over longer distances to condense much relay work. Other specialties, such as computational batch processor, game playing adversary, etc, will evolve as the applications do.

Blue Sky

New hardware should have a profound impact on the network, especially when that new hardware is a data oriented version of the video disk. Since the video disk is a highly cost effective way to reliably transfer large amounts of data (on the order of 10^{10} bits), it would be impractical to replicate this sort of transfer over a communications link. Further, nondigital data would require extra hardware, long transfer times and prohibitive bandwidths for even VHF radio. However, if we can assume the existence of another commercially oriented system for the economical creation and distribution of physical disks, even at very low volumes, then there is a definite place for a communications network to interact with these disks. To assume such a support system is not un-

All of what is described here can be accomplished within the constraints of amateur radio; however, such an implementation would impose limitations which could only be eliminated by a broad redefinition of the regulations and operating practices.

reasonable because of the extreme potential for commercial application. However, the growth of such a support system probably would be accelerated by demand from the computer enthusiast market. The interaction of video disks with the network would occur as an interface to digitally controlled video disk drives and disk program material with imbedded software. If two communicating systems were using identical or similar disks, control information could be exchanged through the network to access the common data. With the huge amount of analog storage available, organized as video, video stills or audio, the imbedded software and transferred control would provide much flexibility applied, for example, as educational or creative utilities.

This aspect of video technology used in conjunction with the network would be helpful in supporting various sorts of synergistic multiple processor functions. In this mode, a number of systems would share a channel or channels via time multiplexing. A useful application, which has already undergone experimentation via timesharing, is the computerized conversation, an ongoing round table discussion that occurs outside the constraints of real time and space. Eventually, as the systems become more sophisticated, this mode could support multiprocessor creative activities, such as music or video synthesis, as well as the creation and use of educational materials. Each communicating processor would use similar creative software, and the individuals would supply data to produce a sort of computer symphony.

One of the most interesting applications of the network capabilities under discussion will be computer gaming on a very large scale. Games could be highly complex, involve months of real time, and have teams of dozens or hundreds of systems. The network will be interfaced to the specialized large systems that will be the amusements of the next decades, a development made more plausible by the many predictions of greater leisure time in the future. The games will evolve to the level where individuals may be more concerned with the construction of an optimum game playing system, rather than playing the games directly. This level of sophistication approaches practical artificial intelligence.

So What?

What I have attempted in this article is to demonstrate the implications of using existing technology to construct a new type of communications network that would radically effect much within personal computing.

There are two difficulties: Radio spectrum must be allocated to the activity, and standardization of the technical details must be achieved. I realize that this article has not gone too far with specific technicalities, and that is partially because I felt that the intelligence of a distributed system should be determined by a number of individuals and not predefined. Also, many aspects have been characterized that will involve a substantial amount of technical detail, and I felt it would be more useful at this point to describe alternatives, possibilities and general approaches rather than specific algorithms.

Always in the past, new technology has been greeted with a "so what" attitude. The ultimate implication of the proposals in this article is that the home computer can be part of a dynamic ongoing process rather than an expensive toy that plays the latest tapes. This is not a negative comment about "play" applications; rather, it is a statement that no technology is appropriate in the wrong environment. It is my contention that as a tool the computer is pretty interesting, but no tool is of ultimate interest without real work. It is my hope that others will add to these ideas to make the personal computer a necessary component of a useful system. ■

wire wrapping

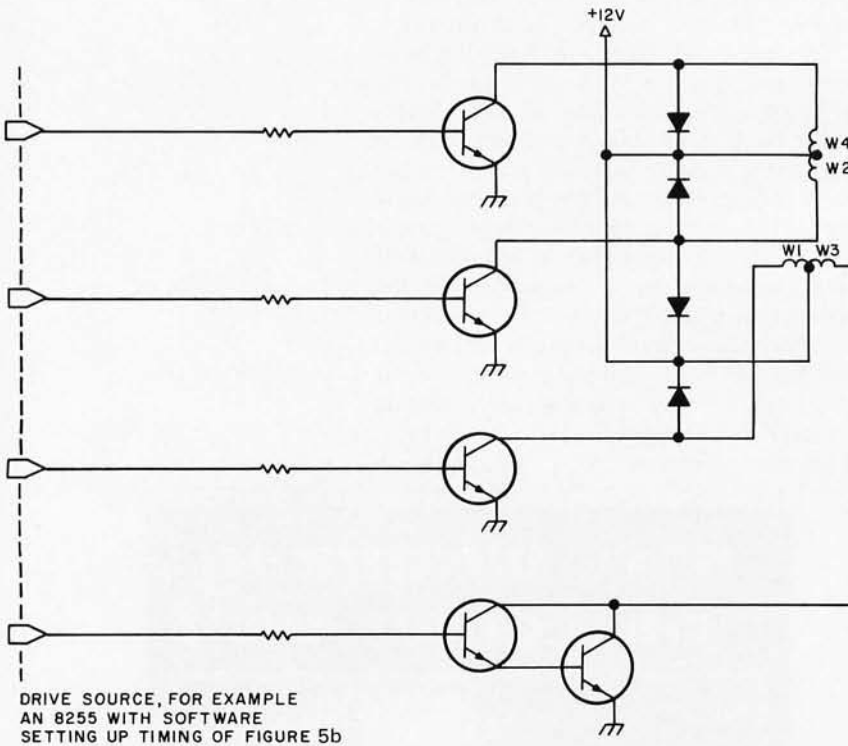
ok center ok

<p>NEW HOBBY WRAP MODEL BW 630</p>  <p>Battery wire wrapping tool \$34.95 Batteries not included COMPLETE WITH BIT AND SLEEVE</p>	<p>STRIP/WRAP/UNWRAP TOOL MODEL WSU-30</p>  <p>\$6.95*</p>
<p>DIP IC INSERTION TOOL WITH PIN STRAIGHTENER</p>  <p>MODEL INS-1416 \$3.49*</p>	<p>WIRE DISPENSER MODEL WD-30-B</p>  <p>REFILLABLE \$3.95*</p>

*MIN. ORDER \$25., SHIPPING CHARGE \$1., N.Y. CITY-STATE RESIDENTS ADD TAX

OK MACHINE & TOOL CORPORATION
3455 CONNER ST., BRONX, N.Y. 10475
(212) 994-6600 Telex 125091

interlaced parallel fingers. The magnetic field strength is concentrated in the tiny air gap between these fingers, near the surface of the rotor. The rotor itself is a permanent magnet which has a series of poles magnetized around its periphery. The number of rotor poles equals the number of stator air gaps. It is the attraction and repulsion between these poles of the rotor and the stepping magnetic field of the stator that cause the motor to rotate.



DRIVE SOURCE, FOR EXAMPLE AN 8255 WITH SOFTWARE SETTING UP TIMING OF FIGURE 5b

Figure 5a: Simple method for driving 4 phase stepper motors utilizing NPN transistors and a positive power supply. For larger motors two transistors connected in parallel, a Darlington amplifier, may be required as shown for winding 3 in this drawing. The values of the resistors and diodes will depend on the stepper motor being used and the drive source for each phase.

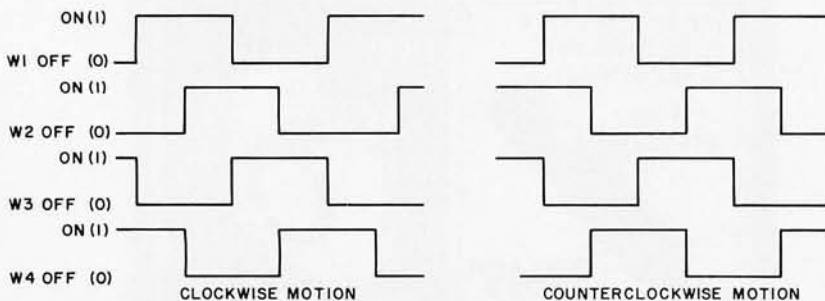


Figure 5b: Timing diagram for a 4 phase stepper motor has one winding being energized and one being de-energized at a time. One side of each winding is conducting current at any time. The energizing pattern is reversed to reverse the motor rotation.

Hardware Solution

An easy way to drive the coils is with NPN transistors as shown in figure 5. Two transistors at a time are switched to ground to cause current to flow in the required direction. Note that windings 2 and 4 (w2 and w4) cause current to flow in opposite directions of the same coil. A high power motor may require a Darlington drive, as shown in winding 3. This is just two low power transistors driving a high power unit to insure that your IO port will be able to drive the motor coil safely. A 1.0 mA output from an 8255 IO port drives 20 mA with a single transistor and 400 mA with a Darlington. Each transistor multiplies the current by a factor of 20. Two is the limit though, because the guaranteed output voltage of the IO port is 1.5 V. Each transistor requires 0.7 V, so two of them require a total of 1.4 V. The windings must be energized in the sequence shown in figure 5b. Notice that at any given time one half of each coil is energized.

Let's take a quick look at a circuit to produce this coil driving sequence. The circuit shown in figure 6 provides the proper sequence for a reversible drive. Speed is controlled by the frequency of the clock input. For coarse control the clock can be generated by a 555 type oscillator. For very accurate control this clock can be generated by a crystal oscillator. Switch S1, which could be an IO line, controls the direction of rotation. The frequency is more difficult to obtain directly. A digitally controlled oscillator whose setting is controlled by a digital to analog converter would provide very precise and accurate speed control. No processor timing would be required. A typical example of such an oscillator is shown in figure 7. The number of input bits used (in this case eight) determines the number of speed selections.

If the number of steps is more important than precise speed, the circuit of figure 8 can be added to control the clock. The thumb switch inputs could be IO port lines. The LOAD line transfers the selected count into the counter. The START line sets the gate to a transmission mode. When the counters count back down to zero, a pulse is emitted from the borrow line and resets the gate to a blocking condition. The selected number of pulses has been counted out to the motor drive. The motor speed is still controlled by the oscillator frequency.

Software Solution

If your only chore is to drive a single motor, then a microprocessor is probably not necessary. But if several motions are


We'd Like To Ask You A Question.

Have you considered the Central Data 16K RAM board? If you haven't, you should. We've combined quality engineering and low prices to come up with a memory board you'll like. Take a look at our features and find out for yourself.

- completely assembled, tested and burned in
- expandable to 32K
- S-100 compatible
- access time of 450ns
- invisible refresh—absolutely no wait states
- power dissipation one-half that of static RAM
- one-year warranty.

You can purchase a 16K RAM board with all these features for only \$289. The cost of adding 16K to your present Central Data 16K board is \$200. A 32K RAM board, assembled, tested and burned-in, is only \$475.

With all those features, don't you think you should be considering ours?



**Central
data**

PO Box 2484, Station A
Champaign, IL 61820

Please send me the following:

- 16K RAM board (\$289)
- 32K RAM board (\$475)
- additional information

I enclose \$_____.

Ill. residents add sales tax.

Central Data P.O. Box 2484, Sta. A Champaign, IL 61820

Name _____
Address _____
City _____
State _____ Zip _____

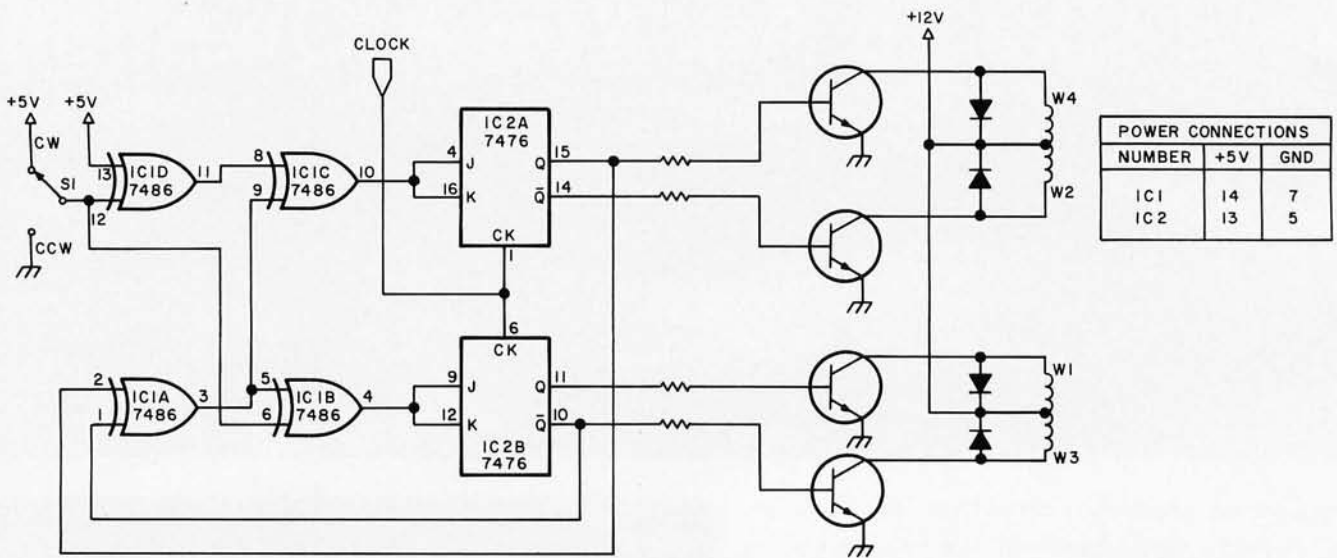


Figure 6: A pair of flip flops provide the memory and exclusive OR gates provide the steering to generate the drive patterns in a hardware solution to the stepper motor drive problem.

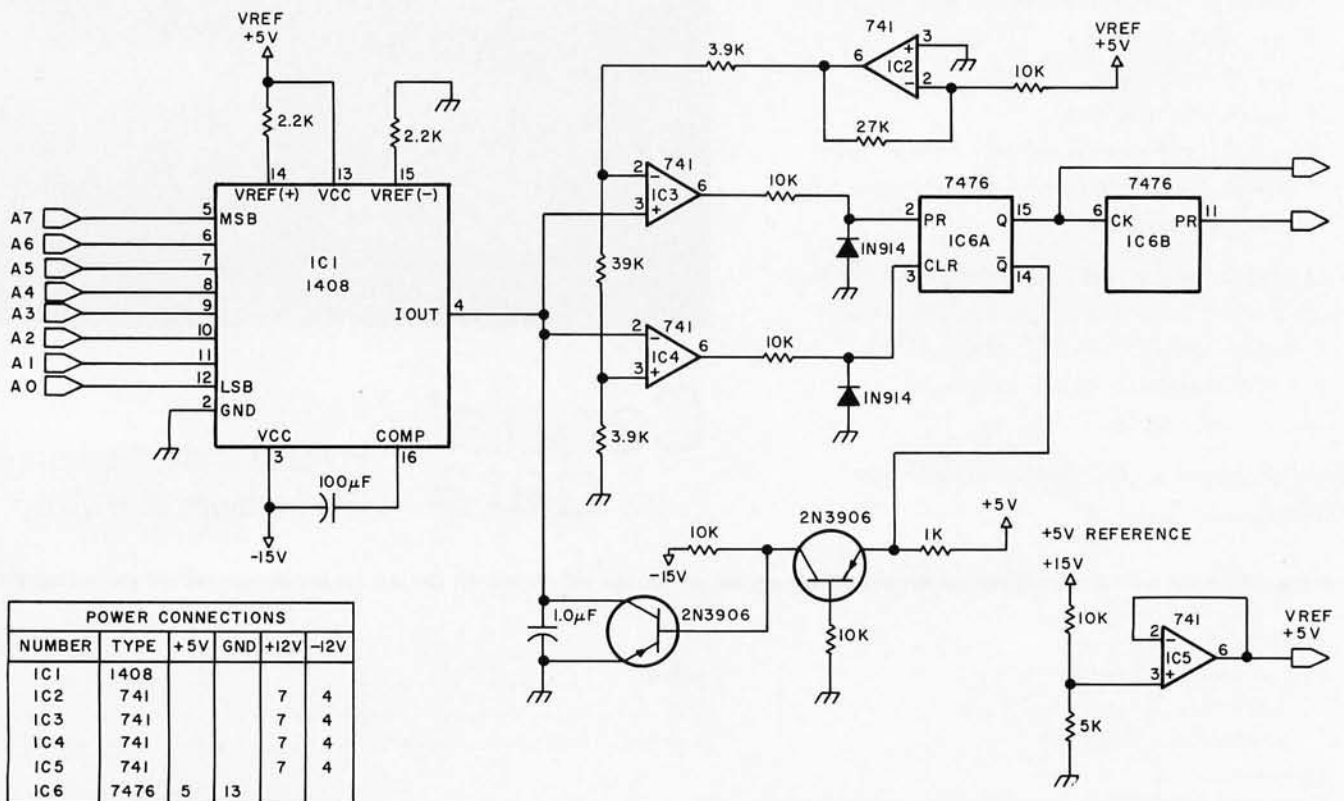


Figure 7: This digitally controlled oscillator generates a frequency proportional to the integer output to the digital to analog converter. The frequency can be used as the clock input of figure 6, providing a variable motor speed from a hardware driver.

LATE-BREAKING MICROCOMPUTER
PRODUCT NEWS, SOFTWARE RELEASES,
MICRO CLASSIFIED ADS, NEW MICRO
PERIPHERALS . . .

We cover the
micro world as only
a newspaper can—
every week.



Monthly Magazines are great for in-depth articles and detailed technical information – and we're not suggesting you stop reading this one. What we *are* suggesting is that we can give you a lot that a magazine can't.

First, we're a newspaper – which means we cover a lot of things briefly, instead of a few things deeply.

Second, we're weekly – so you won't be saying "I wish I had known about that" when you hear someone talking about new micro hardware and software.

Third, we have a low-cost Microcomputing Classified Exchange, where you can find (or advertise) bargains on

equipment or software – or look for people or information you need.

Fourth, we're into all aspects of computers; so you don't have to limit your information to micros. We cover everything from industry news to data processing to ethical issues, as only a newspaper can.

Fifth, we'll send you 52 issues for about 35¢ a week with a one-year subscription (less than half the newsstand price). Just use the form below to start your subscription coming. It's a fast way to stay ahead.



Please send me **COMPUTERWORLD** for 1 year RATES: U.S. - \$18 Canada and PUAS - \$28 Europe & Middle East - \$50 All Other Foreign - \$65

Check Enclosed
 Am Ex BA/Visa MC (MC Only - List four digits above your name)

--	--	--	--	--	--	--	--	--	--	--

--	--	--	--

If charge we must have cardholder's signature: _____ Expiration Date: _____

First Initial	Middle Initial	Surname									
Your Title											
Company Name											
Send to Address											
City							State	Zip Code			

Address shown is Business Home.

Check here if you do not wish to receive promotional mail from Computerworld.

CIRCULATION DEPT. H, 797 Washington Street, Newton, Mass. 02160



COMPUTERWORLD
THE NEWSWEEKLY FOR THE COMPUTER COMMUNITY

PLEASE CIRCLE 1 NUMBER IN EACH CATEGORY

- BUSINESS/INDUSTRY**
- 10 Manufacturer of Computer or DP Hardware/Peripherals
 - 20 Manufacturer (other)
 - 30 DP Service Bureau/Software/Planning/Consulting
 - 40 Public Utility/Communication Systems/Transportation
 - 50 Wholesale/Retail Trade
 - 60 Finance/Insurance/Real Estate
 - 70 Mining/Construction/Petroleum/Retining
 - 75 Business Service (except DP)
 - 80 Education/Medicine/Law
 - 85 Government - Federal/State/Local
 - 90 Printing/Publishing/Other Communication Service
 - 95 Other

TITLE/OCCUPATION/FUNCTION

- 11 President/Owner/Partner/General Manager
- 12 VP/Assistant VP
- 13 Treasurer/Controller/Finance Officer
- 21 Director/Manager of Operation/Planning/
Administrative Service
- 22 Director/Manager/Supervisor DP
- 23 Systems Manager/Systems Analyst
- 31 Manager/Supervisor Programming
- 32 Programmer/Methods Analyst
- 41 Application Engineer
- 42 Other Engineering
- 51 Mfg Sales Representative
- 52 Other Sales/Marketing
- 60 Consultant
- 70 Lawyer/Accountant
- 80 Librarian/Educator/Student
- 90 Other

Generated Pattern
(one line per clock state)

	W1	W2	W3	W4	
Clockwise	1	0	0	1	↑ Counterclockwise
	1	0	1	0	
	0	1	1	0	
	0	1	0	1	

Table 1: The pattern generated by the circuit of figure 6. The number 1 represents current flowing in a winding. Reversing the drive pattern will reverse the motor direction.

	W3	W4	W1	W2	
Clockwise	0	1	1	0	↑ Counterclockwise
	0	0	1	1	
	1	0	0	1	
	1	1	0	0	

Table 2: If the drive patterns of table 1 are rearranged as shown, a pair of rotating 1s becomes apparent. This simplifies the generation of these patterns through software.

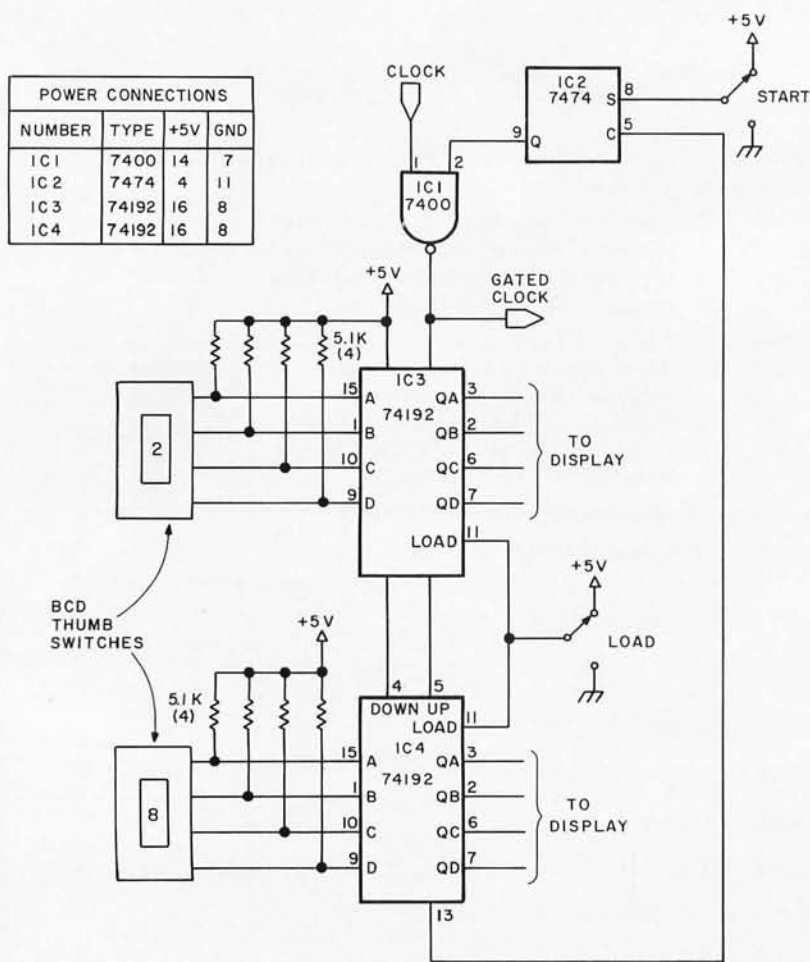


Figure 8: This circuit will generate a selected number of pulses when the start button is pushed. The thumb switches and the two push buttons could be replaced with signals from an IO port. If desired, a display may be added to the circuit to indicate the number of counts left.

required and the speed and position of each must be controlled, then the microprocessor saves considerable hardware. The entire job can be done inside the processor, with only the Darlington power drive transistors outside. The problem of generating and keeping track of the pulse trains becomes a software task. Let's first look at a routine to drive a single motor.

If the winding drive pattern of table 1 is rearranged as in table 2, a rotating pattern of 1s becomes apparent. Now direction of rotation is controlled by the direction that the 1s are shifted (left or right). Speed is controlled by the rate at which these 1s are shifted and transferred to the motor. Internal counting can be used or external interrupt driven timing can be used. Since I needed other time events, I chose to use the Texas Instruments TMS 5501 for my experiments. This versatile chip provides five separate timers, eight input and eight output lines, an external sense line and a bidirectional serial link. All these priorities are taken care of, too. I will deal only with one timer and merely assume its interrupt has been vectored to my subroutine properly.

The basic scheme is to set the timer for an interval of from 64 μ s to 16.32 ms and count off the desired number of intervals. When the desired total time has elapsed, the motor drive pattern is rotated and output. The timing begins again. For higher speeds, above 60 steps per second, only one timer interval is required between each step. By choosing the time interval and the number of intervals, a wide range of motor speeds may be selected. A flowchart is shown in figure 9, and the code is in listing 1. The motor outputs are the four low order bits of one port on an 8255 output port. Now let's look at some of the details of the code.

First, of course, the status must be saved and the interrupt re-enabled. Next check the number of elapsed intervals. If it's down to zero then look at the number of steps requested. If there's more to go then decrement the steps counter and update memory location STEPS. Next update the number of timer intervals (CONTR) because you'll have to count them off again.

The timer is started and set by writing a word, in the range of decimal 0 to 255, to memory.

In the hardware motor drive, each coil drive pattern is determined from the previous pattern by the feedback from two outputs. In this software version it is not possible to read the latched output so the

INTERFACE AGE™ MAGAZINE PRESENTS

MICRO BUSINESS '78™

CONSUMER SHOW



DATE: MARCH 17,
18, 19, 1978

PLACE: PASADENA
CONFERENCE
CENTER

PASADENA, CALIFORNIA

MICRO BUSINESS '78™ will provide a series of marketing forums and exhibits to introduce the small independent businessman to the new low-cost, high-power business microcomputer that will reduce his company's costs, place him in a more flexible marketplace and provide timely data information.

Emphasis will be on the small budget requirements for purchase of an in-house computer. The show will demonstrate the latest systems, exhibiting complete hardware and software from small hand-held programmable calculators to full turn-key computers.

- Latest in Word Processors
- Newly-Released Business Software
- Low-Cost Text Editing Typewriters
- Modularized Computers

THE LOW COST, dependability, simplicity of operation, and cost savings advantages of microcomputers will be discussed in a series of lectures to remove the many misconceptions the average businessman may have about the microcomputer technology. Lectures by such companies as IBM, Commodore Business Machines and Radio Shack will present the

businessman with the latest information about application, service and investment.

Author Adam Osborne will discuss business software.

OTHER LECTURES on the program include:

- Small Business Computing Systems
- Evaluating Your Business Computer Needs
- Software Companies
- The Mainframe Companies & The Small Computer
- The Small Business Computer Company
- Computer Stores and the Small Business System
- Retail Mass Marketing of Microcomputers

Sponsored by: INTERFACE AGE Magazine

EXHIBITORS: PLACE YOUR RESERVATION NOW!

Produced & Managed by:
Show Company International
8687 Melrose Avenue
Los Angeles, California 90069
(213) 659-2050
Ed Tavetian

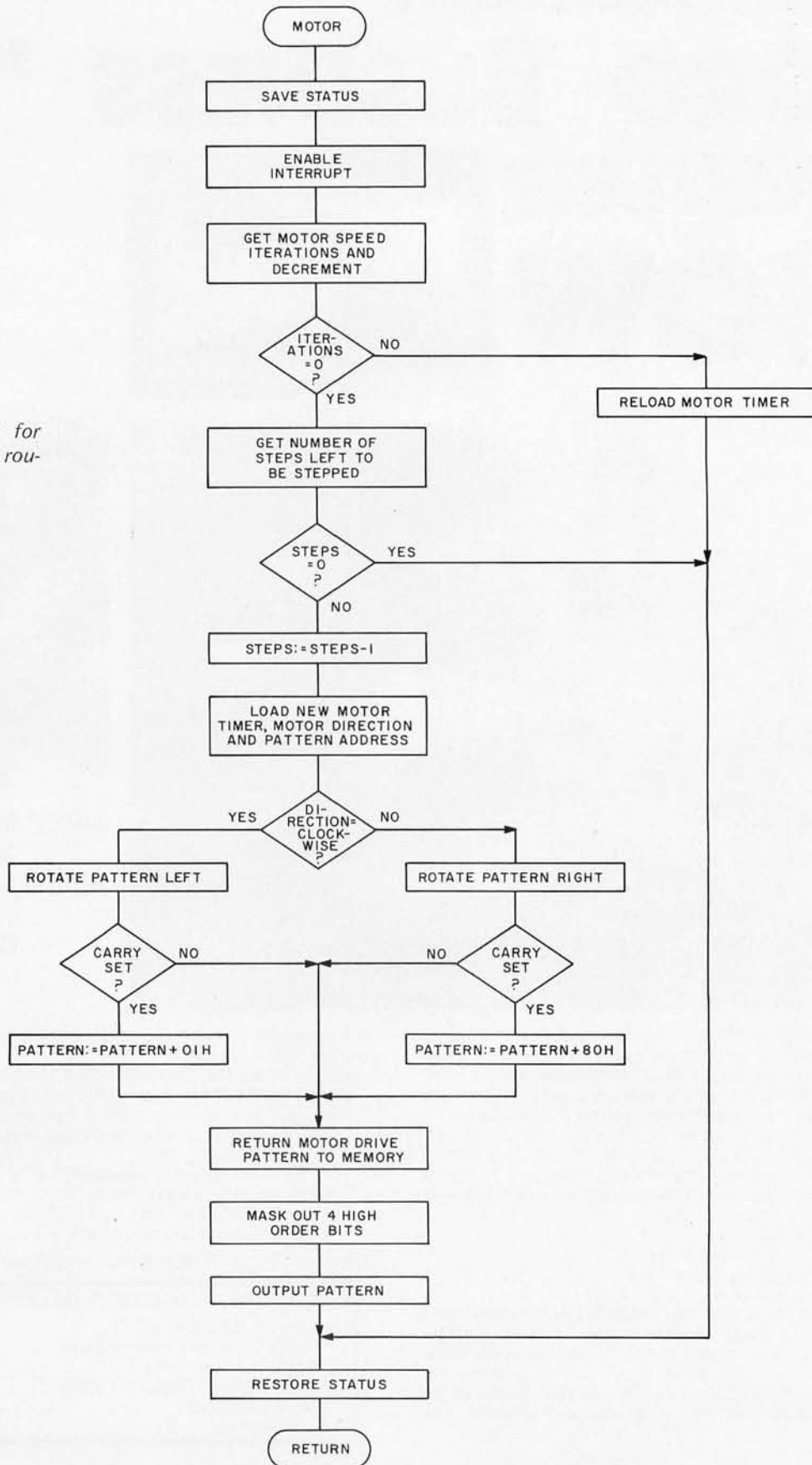


Figure 9: Flowchart for the single motor drive routine of listing 1.

last pattern is maintained in memory location PHASE. I chose to use a full eight bits to store the 4 bit drive pattern and repeated the four bits in the high nybble. Then the overflow on rotate could be sensed in the carry bit. I used RAL and RAR for rotating, sensed overflow in the carry bit, and added a correction of either 01H 80H respectively. I learned later that if I used RRC and RLC, rotate right or left with carry, then this was taken care of by the processor. After rotation the new drive pattern must be stored back in memory to be available during the next cycle. The high nybble is then masked out. After the four high order bits are masked out the motor drive pattern can be output via the 8255 output port. All that remains is to return the status and registers to their former condition and then return to the main line program to await another interrupt. Four of the TMS 5501 output

lines could have been used, eliminating the need for another output chip.

A word about stepper motor speed is in order here. With a light load, the motor will respond and follow commands at speeds of up to 250 to 300 steps per second. With a frictional load this maximum speed will reduce linearly in proportion to the friction. An inertial load, such as a flywheel, will not reduce the maximum speed. However, with an inertial load the speed must be programmed over several steps from slow to fast. If the maximum speed is not approached gradually, the electrical stepping moves faster than the load can. The motor will just sit and stutter. A check with an oscilloscope would show the proper pattern occurring. Use of a more complex program with actual motor speed feeding back into it via hardware could help solve this problem.

```

MOTOR:  ;MOTOR COIL DRIVE, INTERRUPT DRIVEN, INTERVAL 3, RST3
        PUSH PSW          ;SAVE STACK
        PUSH B
        PUSH H
        EI
        LXI H,CONTR
        MOV A,M           ;GET COUNT REMAINING
        DCR A             ;DECREMENT COUNT
        MOV M,A
        JZ MDCR          ;CHECK STEPS IF CONTR ZERO
        LXI H,INTVL
        MOV A,M           ;GET INTERVAL
        STA TIMER        ;AND RESET INTERVAL
        JMP MDONE
MDCR:   LXI H,STEPS
        MOV A,M           ;GET STEPS
        ANA A             ;SET FLAGS
        JZ MDONE         ;EXIT IF DONE
        DCR A             ;DECREMENT STEPS
        MOV M,A          ;STORE NEW STEPS
        LXI H,COUNT
        MOV A,M
        LXI H,CONTR
        MOV M,A          ;RESTORE ORIGINAL CONTR
        LXI H,INTVL
        MOV A,M
        LXI H,TIMR
        MOV M,A          ;RESET INTERVAL TIMER
        LXI H,DIR
        MOV A,M           ;GET DIRECTION
        LXI H,PHASE
        STC              ;CLEAR CARRY
        CMC              ;SET FLAGS
        ANA A
        JP CCV
CV:     MOV A,M           ;GET MOTOR DRIVE PATTERN
        RAL
        JNC MDR
        ORI 00000001B    ;CORRECT FOR OVERFLOW
        JMP MDR
CCV:    MOV A,M
        RAR
        JNC MDR
        ORI 10000000B    ;CORRECT FOR OVERFLOW
        MOV M,A
        ANI 00001111B
        OUT OUTMDR
MDONE:  POP H
        POP B
        POP PSW
        RET

COUNT  NUMBER OF TIMER INTERVALS TOTAL
CONTR   NUMBER OF TIMER INTERVALS REMAINING
INTVL   TIMER INTERVALS 0-255
STEPS   NUMBER OF STEPS TO BE MOVED
DIR     MOTOR DIRECTION
PHASE   MOTOR DRIVE PATTERN
TIMR    TIMER ADDRESS IN MEMORY SPACE
OUTMDR  MOTOR OUTPUT ADDRESS IN IO SPACE

```

Listing 1: An 8080 assembly language program for driving a single motor.

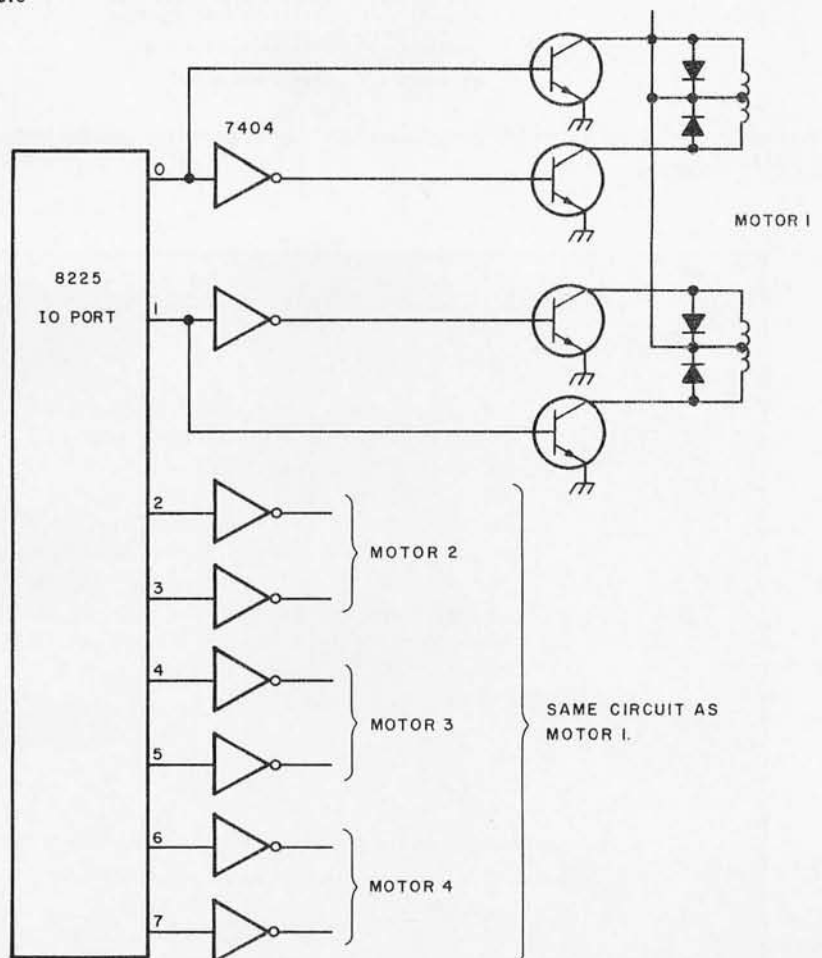


Figure 10: By adding a pair of inverters to each motor drive, four motors can be driven from one 8 bit output port.

(3a)				(3b)			
BINARY COUNT		BINARY COUNT COMPLEMENT		DESIRED SEQUENCE		DESIRED SEQUENCE COMPLEMENT	
0	0	1	1	0	1	1	0
0	1	1	0	0	0	1	1
1	0	0	1	1	0	0	1
1	1	0	0	1	1	0	0

Table 3: A mismatch exists between the desired pattern of table 3b and the generated binary count of table 3a.

```

HOME1: LXI H,OUT1          ;GET OUTPUT
        MOV C,M           ;LOAD CW, 100 STEPS
        MVI B,0B0H       ;SELECT MOTOR M1
HSTR1: LXI H,PHAS1       ;MOTOR STEP SUBROUTINE
        CALL MOTOR2      ;EXIT IF DONE STEPPING
        JZ LOAD1         ;ELSE
        MVI A,OFFH       ;RESTART MOTOR TIMER
        STA TIMRS
LOOP1:  LXI H,HSTR1
        JMP LOOP1        ;WAIT FOR MOTOR

```

Listing 2: An 8080 assembly language mainline program for driving several stepper motors.

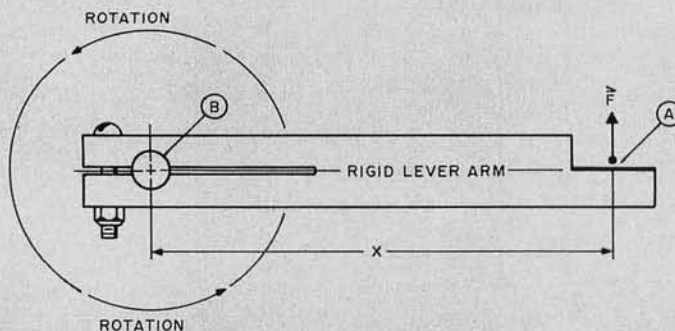
After getting a motor to turn on command, the next challenge is addressing several motors while trying to conserve IO lines. I did this by changing the method of generating the drive pattern. In the first program the entire pattern was stored, rotated and output to the motor. In the second program a different pattern was stored, one that would allow two output wires to control each motor. It was necessary to add a pair of 7404 inverters outside the processor as in figure 10. At first it appeared that two bits could be incremented inside the processor to generate the output signals, but the sequence was wrong as illustrated in table 3b. The problem was solved by storing the four pairs of bits in a register.

Two memory locations are reserved for each motor. The first, PHAS1, stores the rotating bit pattern required to drive the motor. Each time a motor is to be stepped, its pattern will be rotated and output. This register always indicates the last pattern

FUNDAMENTALS OF ROBOTS AND MECHANISMS

What is Torque?

Torque is the force which produces, or tends to produce, motion about an axis of rotation in a mechanical system. It is a measure of the power of a mechanical output device such as a stepper motor or other device. A specification of the available torque from such an actuator under various circumstances is an essential part of designing it into a mechanical system, just as



current ratings are crucial to power semiconductor drive design. A torque is specified in units which reflect its origin as a magnitude of force available at some distance from an axis of rotation. In the English system of measurement, a typical unit is "ounce-inch;" 1 oz-in of torque means that at a distance 1 inch from the axis, a force of 1 ounce would be exerted. In the metric system, a typical unit might be dyne-centimeter (CGS) or newton-meter (MKS) where the metric units of force (dyne or newton) and distance (centimeter or meter) are used. . .CH

If force F is measured at point A (a distance x from center of rotation B), the torque is given by

$$T = F \cdot x$$

Similarly, if a stepper motor has a rated torque of T , it can exert a force of

$$F = T/x$$

at distance x from its center of rotation.

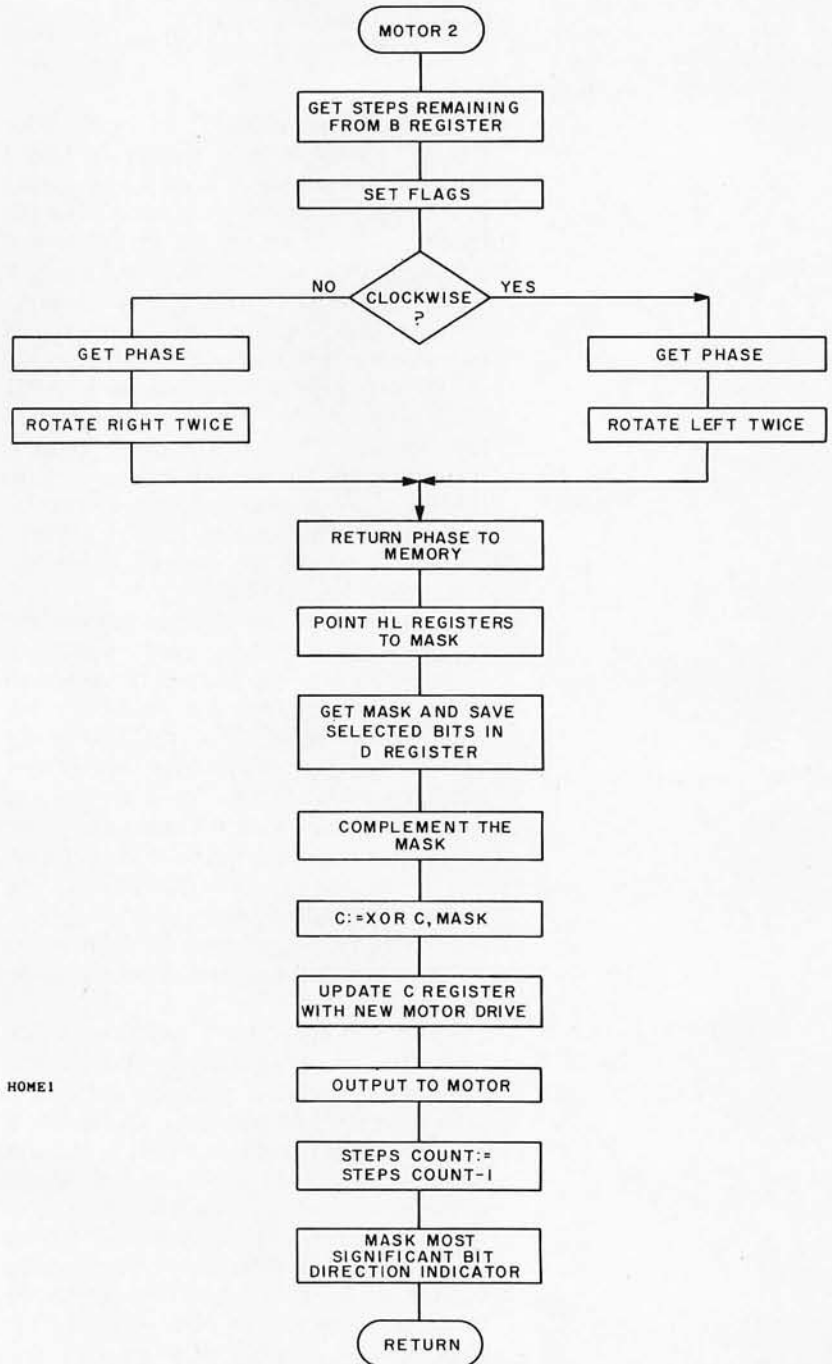
output. The second register, MASK1, contains a mask. For example: mask 0C hexadecimal (00001100 binary) is for the motor attached to output wires 2 and 3, motor 2 in figure 10.

The subroutine must be entered with certain preliminaries taken care of. The HL register pair points to the drive pattern of the motor to be driven. Register B contains the direction of rotation. If the most significant bit is 0 the rotation is counterclockwise; if the most significant bit is 1 the rotation is clockwise. Register B also contains the number of steps to be made. The TMS 5501 was again used as a timer. One motor must complete its steps before another starts.

The flowchart for this second motor drive routine (listing 3) is shown in figure 11. The registers and two memory locations are shown in figure 12 as they look before and after a pass through the subroutine. Remember that bits 0 and 1 of register C are driving the motor of interest. Register D is a temporary storage location and bits 0 and 1 of register D reflect the change in drive pattern. The most significant bit of register B is a 1 indicating clockwise rotation. The lower order bits are the steps count, and are decremented by 1 each pass. The most significant bit is masked out in the last operation. This sets up a zero test and jump upon return to the mainline program, if the count has been completed.

Now let's look at how the subroutine is called. Mainline program HOME1, shown in

Figure 11: The flowchart for the motor drive routine of listing 3.

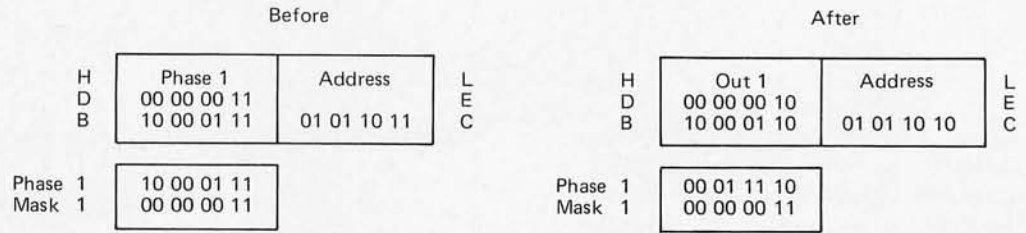


```

MOTOR2 MOV A,B          ;STEPPER MOTOR DRIVE ROUTINE
        ANA A           ;CALLED FROM MAIN LINE PROGRAM HOME1
        JM CV           ;SET FLAGS
        MOV C,M         ;DETERMINE DIRECTION
        RRC             ;GET PHASE
        RRC             ;ROTATE
        JMP MTRJP       ;GET PHASE
CV:     MOV A,M         ;GET PHASE
        RLC             ;ROTATE
MTRJP: MOV M,A         ;PUT BACK
        INX H           ;POINT TO MOTOR MASK
        ANA H           ;MASK OFF MOTOR
        MOV D,A         ;TEMPORARY STORAGE
        MOV A,M         ;GET MASK
        CMA            ;COMPLEMENT MASK
        ANA C           ;GET OUTPUT
        ORA D           ;COMBINE NEW AND OLD
        MOV C,A         ;REPLACE IN MEMORY
        LXI H,OUT1
        MOV M,A
        STA MTR0T      ;START MOTOR
        DCR B          ;DECREMENT COUNTER
        MOV A,B
        ANI 7FH        ;MASK OUT DIRECTION
        RET            ;RETURN TO MAIN PROGRAM
  
```

Listing 3: This is the 8080 assembly listing of a second motor routine. This one is called by mainline routine HOME1. Note that the zero flag is carried back to mainline program to indicate steps done.

Figure 12: The status of the HL, DE and BC register pairs before and after a call to the MOTOR routine.



listing 2, addresses OUT1, the motor drive storage, and puts it in register C. Literal value 0B0 hexadecimal is moved to register B indicating 100 steps clockwise. The HL register pair is pointed to PHAS1 which selects motor 1, and then MOTOR2 is called. When the MOTOR2 routine returns a jump on zero test, J2 jumps over the looping to continue the next part of the main program. If 100 steps have not occurred, the zero flag will not be set in MOTOR2, and the program falls through the test. The motor timer is then restarted. The HL register pair is set to HSTRT and the program loops, waiting for time-out. When time-out occurs, a PCHL instruction vectors the program to HSTRT and another MOTOR2 call.

If you had the time, some extra bytes and several stepper motors, what might you accomplish? The first rotation on command is pretty exciting, but not to anyone but you. There are some useful applications right next to your computer. An XY plotter might be useful in your graphics work. If you aren't handy with mechanics you might modify the paper drive of an analog recorder to provide bidirectional stepper control. An analog to digital converter to drive the pen and a relay to lift the pen between points will give you a reasonable alternative to an expensive plotter.

Other hobbies just cry out with applications. The model railroad buff can control the neatest turntable. A stepper motor in a yard engine would give ultra low speed. A machinist might combine a couple of beefy stepper motors and a lathe to create a simple numerically controlled machine tool. One of the most interesting applications, robots, takes on added dimensions with precise control possible. A variation of this might be to program the strings of a puppet. (That one is going to need lots of program storage.) The radio amateur can automate his or her existing receiver by coupling to the turning knob. Any place where several motions have to be synchronized, stepper motors can be the solution. ■

BIBLIOGRAPHY

1. Intel Corporation, *8080 Microcomputer Systems User's Manual*, 1975.
2. Bober, Robert E, "Stepperdrive Circuit Simplifies Printer Control," *EDN*, April 5 1976, page 114.
3. Helfrick, Albert, "8 bit Frequency Source Suited for Microprocessor Control," *EDN*, September 20 1976, page 116.
4. Webster, John and Simpson, William, *Software Design for Microprocessors*, Texas Instruments Learning Center, 1976.
5. Baker, Robert, "Put the 'Do Everything' Chip in Your Next Design," *BYTE*, July 1976, page 40.
6. Shogren, Carl, "The AC/PM Motor: A Drive Whose Time Has Come," *Machine Design*, June 27 1974, page 83.
7. Hollis, Ralph, "Newt: A Mobile Cognitive Robot," *BYTE*, June 1977, page 36 (stepper motor discussion).
8. Guilder, J, "Focus on Stepping Motors," *Electronic Design*, October 25 1977, page 48 (an excellent tutorial).

Where the little guy can get a stepper motor:

Sigma Instruments Inc
 Braintree MA 02184
 18-1408 \$22
 18-2013 \$23
 Minimum billing is \$35.

North American Philips Controls Corporation
 Cheshire Industrial Park
 Cheshire CT 06410
 Empire Electrical Company
 54 Mystic Av
 Medford MA 02155
 K82201 \$17
 K82401 \$17.85

American Design Components
 39 Lispernard St
 New York NY 10013


Berger-Lahr Corporation
 Peterborough Rd
 Jaffrey NH 03452

SYNCHRO-SOUND

ENTERPRISES, INC.

Everything you need in small computer systems!

LEAR SIEGLER ADM 3A TERMINAL



Kit **\$739.95**
Assembled **849.95**

ADM 1A TERMINAL
Assembled **\$1398.00**

ADM 2A TERMINAL
Assembled **\$1895.00**

NEW! CENTRONICS 779 PRINTER



\$1099.00

703
SERIAL PRINTER
\$2395.00

761 PRINTER
KSR with Keyboard **\$1695.00**

HAZELTINE 1500 VIDEO TERMINAL

Assembled **\$1149.00**
Kit also available



MODULAR 1 INTELLIGENT TERMINAL

Assembled **\$1659.00**


OKIDATA MODEL 110 LINE PRINTER



Friction Feed
\$1149.00

Tractor Feed
\$1279.00
RS 232C Serial Interface
\$260.00

IMSAI 8080 MICROCOMPUTER



With 22 slot
\$649.95

MODEL 22 LINE PRINTER

Tractor Feed **\$2249.00**

TELETYPE MODEL
43 PRINTER
\$1299.00



SPECIAL BUYS

- IMSAI Double Density Persci Drive \$2295.00
- Sorac IQ 120 Video Terminal 959.00
- DEC LA 180 Printer 2769.00
- Compucolor 8001 Color Computer 2595.00
- ICOM Microfloppy System 989.00
- North Star Microfloppy Disk Kit 599.00
- Cromemco Z-2 Kit 565.25
- Javelin 9" Video Monitor 159.95
- Micropolis Model 1053MOD 2 1799.00
- IMSAI AP44-44 Col. Printer Kit 329.00
- TDL Xitan Alpha 1 Computer Kit 699.00
- ICOM Model FD 3712 2795.00

IMSAI PC S-80/15 8085 COMPUTER



Kit
\$749.00
Assembled
\$929.00

We carry a full line of the following: TDL, Centronics, Seals, Hazeltine, Micropolis, Hayden, IMSAI, Cromemco, Compucolor, Icom, Lear Siegler, Okidata, DEC, Javelin, North Star, Peripheral Vision. Same day delivery and shipping on most items. Full modern repair facilities on premises for complete servicing of everything we sell.



SYNCHRO-SOUND ENTERPRISES, INC.
The Computer People

193-25 Jamaica Avenue,
Jamaica, New York 11423
212/468-7067 TWX: 710-582-5886
Hours 9-4 daily Visit our new showroom
and Saturday Working units on display
Dept. BBB BankAmericard • Master Charge

A Minifloppy Interface

David Allen
Electronics Consultant
1317 Central Av
Kansas City KS 66102

Floppy disk drives have been around for some years now; the basic technology of such drives is well proven and the drive designs seem reliable as mass storage for small systems. Having used the standard size floppy for some time, my first reaction to the introduction of the "minifloppy" was to view it as a cute gimmick, since the minifloppy's price had not then dropped in proportion to its performance.

However, after using the minifloppy for a while and having seen the inevitable dropping in price as production expands, I am becoming much more enthusiastic. The reduction in bit rate will make it easier to interface, and the reduction in bit density should make it slightly more reliable in small user environments. Its performance, while reduced, is quite adequate for many applications, especially when its price is taken into account. *[One personal computing manufacturer, for instance, markets a dual drive peripheral for their systems at a total of \$1000, which is hard to find in a dual drive standard size floppy disk. . . CH]* Its small size and relaxed specifications allow room for more cost cutting than the full-size design. Competitive technologies like bubble memories are perhaps several years away from equivalent costs per bit. It is thus quite appropriate to give serious consideration to the small floppy.

Shugart was first to arrive on the market with a small floppy, but is no longer alone there. Wangco has a competing drive in production. BASF has a drive which was displayed at the 1977 NCC show in Dallas; it is reportedly just entering production as of fourth quarter 1977. Micro Peripherals Inc has a minifloppy drive scheduled for production at this time. A notable feature of the drive is its use of a band driven head positioning mechanism designed to improve track-to-track access time by a factor of five or six. Pertec has also announced a drive, and Radio Shack is reported to be working on a low cost version for use with their Z-80 based microcomputer system.

Fortunately, Shugart's interface configuration has been copied in the Wangco


and BASF drives right down to the use of the same connectors and pin assignments. This makes Shugart's interface a defacto standard, as well as a great improvement over the diversity experienced in full-size floppies. I hope the present plug compatibility will continue.

Wangco and others are advocating an ANSI (American National Standards Institute) standard specification that includes 40 tracks (as opposed to Shugart's current 35 track maximum). Both the Wangco and BASF drives write on 40 tracks. The first 35 tracks are positioned in the same way as the tracks in Shugart's drive; the last five tracks were located closer to the center of the diskette than Shugart apparently thought safe. If the 40 track approach does get ANSI acceptance, though, it is reasonable to expect Shugart to make a 40 track version.

How Small Floppies Differ from Full-size Units

Several significant differences exist in the interfacing required for the small floppies versus the large floppies. One profound difference is that the former are all powered by DC motors. (AC motors are being investigated as an option by one manufacturer.) This allows the motor to be powered down during long periods of nonusage. The power saving is such that battery powered operation is realistic; the fully powered Shugart drive uses only 15 W total (18 in Wangco's), and a sector can be read in less than two seconds of motor operation. This suggests usage in data logging applications, traditionally the province of cassette drives. More noticeable to a large floppy user is the fact that the Shugart minifloppy stays almost stone cold during operation. (My Memorex 651 got so hot recently due to the combined heating of the step motor and hysteresis synchronous drive motor that the pressure pad adhesive decomposed into a sticky goo, allowing the pressure pad to slide off center and causing the first hard errors since the 651 large floppy was interfaced to my

THE SSB \$150 FLOPPY DISCOUNT



Affordable

The tribe at Smoke Signal Broadcasting took our BFD-68 disk system and scalped the price, but not the features to create the ABFD-68 (Affordable Basic Floppy Disk). We appreciate the fact that the computer hobbyist gave us our start and we haven't forgotten you.

\$649 Assembled

Compare Price. Our SS-50 bus compatible disk system is \$150 less than the assembled price of the leading S-100 disk system. And you can at least double that savings when you buy one of the computers manufactured by MSI or SWTPC that use the superior 6800 microprocessor.

Programmable

The BFD-68 is well known for its fine software. The system comes with the best disk operating system available and we offer a multitude of other compatible software products. These include a BASIC interpreter with disk file handling capability. By the way, our DOS now easily handles true random access files as well as sequential. Also, we have a super fast BASIC compiler for business applications. In addition, a Text Editor, 2 Assemblers, a

Trace Disassembler useful for program debugging and an Object to Source Code Generator are all stock items available for immediate delivery. A word processor will be available very soon.

Reliable

We delivered our first mini-floppy disk system a year ago — 6 months ahead of any other 6800 based mini system. Thus, we've had twice the experience in building reliability into the system. Our NEW disk controller was designed using all we have learned in the past year about system reliability.

The ABFD-68 contains all the built in reliability of our regular BFD-68 plus you save money by supplying your own cabinet and power supply for the disk.

Available

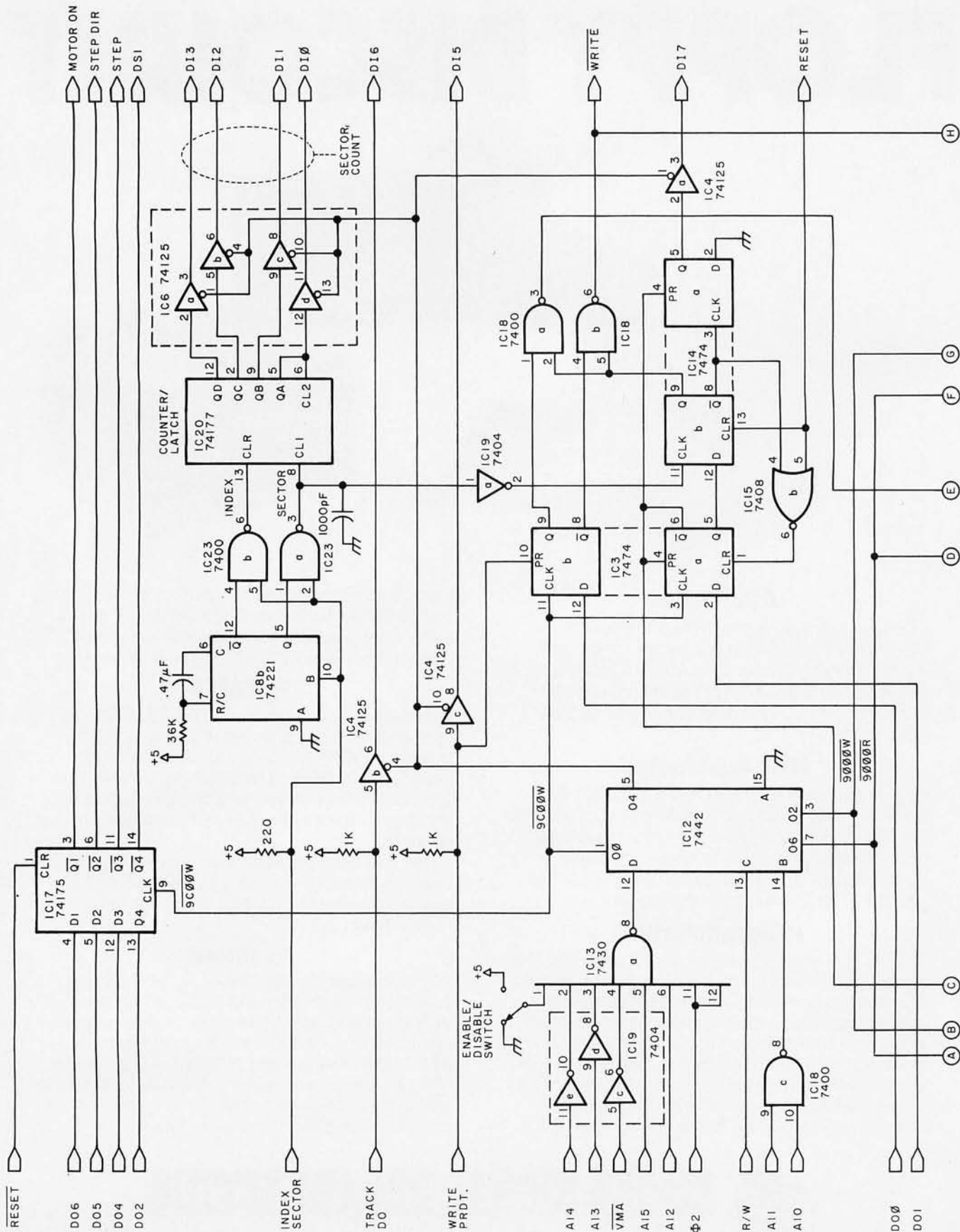
We've shipped literally tons of our BFD-68 disk system in the past year and have learned to keep our production up with demand. Give us a call and chances are we'll be able to ship you the new ABFD-68 from stock and charge it to your Master Charge or Visa card. Better yet, ask us for the name of the computer store nearest you that carries our complete line of computer products.



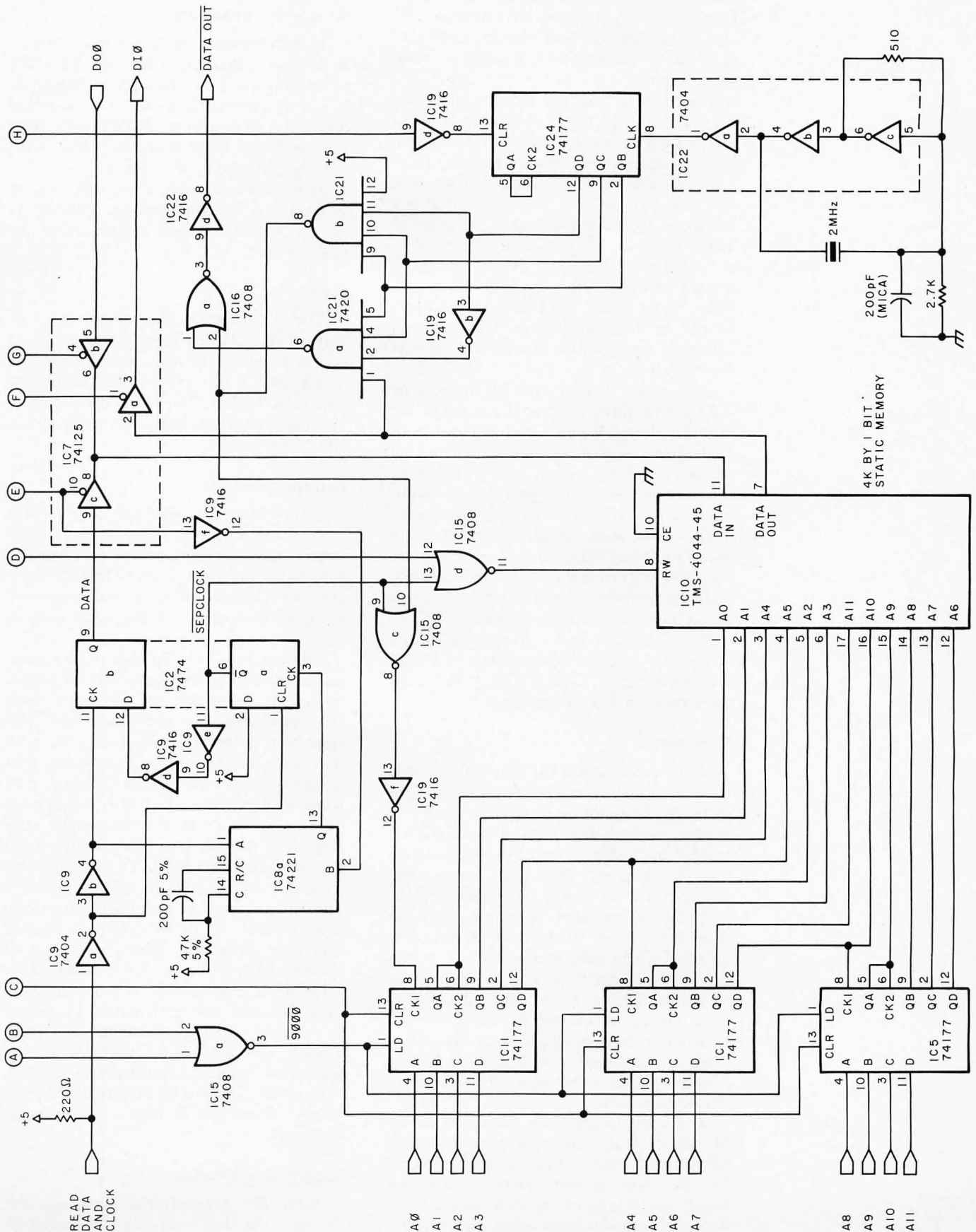
SMOKE SIGNAL BROADCASTING

P.O. Box 2017, Hollywood, CA 90028 • (213) 462-5652

Figure 1: The author's minifloppy interface circuit. This circuit uses a 4 K bit buffer memory, IC10, as a key element of its operation. For output, this memory is addressed one bit at a time by writing to addresses 9000 to 9FFF of memory address space thru counters IC1, IC5 and IC11. Bit 0 (low order) of the word written to memory is stored in the appropriate bit. For



input, data from the disk drive is serially stored into the memory with the clock derived from the input signal advancing the address counter. Then after a physical read operation has defined the contents of the 4 K memory part, it can be read by loading and testing bit 1 of each location from address 9000 to 9FFF.



6800 developmental system.) The Wangco 82 warms noticeably during continuous operation (probably due to its slightly larger step motor), but this is not objectionable. The lack of heat should contribute significantly to long-term reliability in the small floppies.

Fortunately, the DC motor chosen for use by both Shugart and Wangco is not a cheap cassette recorder motor. A tachometer, integral to the motor, provides feedback to hold the speed constant. Increasing the motor's load (eg: thumb on flywheel) causes no appreciable change in motor speed as perceived on a strobe disk, and no data errors. The service life of the motor is quoted as 8000 hours, an order of magnitude better than most cassette recorder types. At two seconds or less per data transfer, the motor should last almost indefinitely.

The motor is turned on by introducing a TTL zero (low) logic level on one of the interface lines. Shugart and Wangco both recommend a one second delay for the motor to come up to speed following turn on, and Shugart suggests a one second oneshot to signal readiness for data movement. I provide this delay in software where necessary. Since many of my operations are manual (ie: keyboard entered disk operating system commands), inherent delay in usage masks the motor's startup latency.

Power for the unit is simplified by the lack of any negative voltage. Only +12 VDC at approximately 1 A and +5 VDC at approximately 0.5 A are required.

Spiral Steps

The Shugart and BASF drives differ from full-size floppy units by not using a lead screw to drive the head carriage assembly. Shugart uses a disk with a spiral groove, rotated by a step motor; the head carriage rides in the groove on a single ball bearing. This can be the source of confusing problems during improper operation, since no stops are provided at the track 00 and track 35 points. The head carriage is free to run out of the groove somewhat like the needle on an old record player when the song is over. Once the groove is lost, numerous step pulses must be issued until the groove is again found and track 00 accessed. During proper operation, however, this confusion should never arise.

The small floppies use a track 00 switch to indicate head position over the outermost track, as do the full-size floppies. Except for the "lost groove" problem described above and timing of the step pulses, hardware and software techniques used on full-

size floppies are directly applicable to the small floppies.

Recognition of Sectors

In the Memorex units, the INDEX pulse is already separated from the SECTOR pulse. This is not the case with small floppies. It is a simple matter to add a oneshot and logic gates to extract the INDEX pulse from the combined pulse train, but this circuit must be provided by the user.

The number of sectors for hard sectored systems may be either ten per track or 18 per track and is solely a function of the diskette used.

Speed

The minifloppy data transfer rate is half that of most large floppies. This is due to the reduced bit density recorded on the media, and to the reduced diskette rotation speed (300 rpm). The extra delay due to increased rotational latency is quite noticeable to the user.

Extracting the Data

Similar to the SECTOR and INDEX pulse situation above, the user of the small floppy must also separate the data which is read from the clock pulses. The Memorex and other full-size drives provide these two signals individually, but the small floppies don't.

The circuit which the user must provide to accomplish this separation may be elegant or simple, depending on the user's needs and tastes. Shugart complicates the data separation problem by discussing bit position shifts (in time) due to adjacent ones or zeros. They recommend different time windows depending on whether the previous bit cell was 1 or 0. This technique is intended to provide greater reliability. I did not use either of Shugart's recommended circuits; I also ignored the bit shift problem. The circuit used (see figure 2) has a single 6 μ s oneshot and defines the data window somewhat differently. (More on this later.) The reliability of this circuit is such that the drive never makes hard errors and rarely (less than one per day) makes soft errors. In double density operation the more elegant approach to the problem of data separation would undoubtedly be needed. Fortunately, the low bit density of the small floppy allows me to take a relatively lax approach.

Shugart versus Wangco

Both the Shugart and Wangco minifloppies pass data with excellent reliability.

NEW!


32K/16K Static Memory

S-100 BUS COMPATIBLE:

Such as ALTAIR™, IMSAI, SOL, POLY, XITAN, etc.

Featuring:

1. **Capacity:** 32768 Bytes for model 3200
16384 Bytes for model 1600
2. **Addressing:** Each 4k block separately addressable on any 4k boundary. Allows memory to be placed at the top, bottom, and anywhere in between. This feature overcomes the problem of working with software that requires memory in different places.
3. **Wait states:** none
4. **Speed:** under 500 ns.
5. **FULLY STATIC:** no clocking, no refreshing.
6. **Memory chips:** High quality/reliability 4kx1, 18 pin static manufactured by Texas Instruments and second sourced by others.
7. **Fully socketed:** even the 16k board contains sockets for all 32k of memory.
8. **Fully assembled,** tested, and burned in.
9. **Lower power** than equivalent capacity of low power 2102 type memory. And only one slot!
10. **DMA Compatible**
11. **Fully Buffered:** All address and data lines buffered with powerful state of the art buffers equipped with Schmitt triggers on their inputs.
12. **Special Thermal Design:** Each 4k of memory has a separate regulator thereby distributing the heat dissipation over 8 separate regulators. They are placed at the top of board to allow the most efficient heat dissipation possible.



Trace Electronics new, flexibly featured, state of the art, 32k STATIC RAM comes fully assembled, thoroughly tested, burned in and warranted for only \$999. For further information and fastest service call 215-779-3677.

Call:(215)779-3677 or Use the coupon to order

Assembled, Tested and Burned in:

Model 3200: 32k \$999.
Model 1600*: 16k \$599.

*assembled with sockets for 32k but tested and sold with only 16k.

16k Expansion Kit: Model 1601: 16k of memory to update the Model 1600 to a model 3200. \$499.

I would like to order the following:

- Model 3200 32k Static Memory. Assembled and tested \$999.
- Model 1600 16k of memory on the above 32k board. Assembled with sockets for 32k and tested with 16k. \$599.
- Model 1601 16k expansion kit for above. \$499.

My address is:

Name _____
Address _____
City _____ State _____ Zip _____
Phone _____

Enclosed is a check or money order for: _____
Please charge the item(s) I've marked above to my credit card.

Visa Card No. _____
 Mastercard Exp. date _____
4 digits above name
(Mastercharge only) _____
Signature _____

Note: Address for credit card orders must be the same as that on file with the credit card company.

Mail this coupon to: Trace Electronics Incorporated
P.O. Box 3247 Hampden Station,
Reading, Pennsylvania 19604



Significant differences do exist between the units, but they are largely mechanical; it is difficult to fault either unit for its electrical performance, in single density operation at least.

The most obvious difference is Wangco's use of a conventional lead screw for head positioning, as noted earlier. This makes the Wangco drive look like a miniaturized version of a standard drive.

On Wangco's drive, all parts, including the motor controller, are mounted on a single printed circuit board. Wangco uses the Fairchild 7391 motor controller integrated circuit, while Shugart employs its own motor controller using a 741 op amp plus discrete components on a separate printed circuit board. Both Wangco and Shugart use the same Buehler DC motor and tachometer.

Wangco has a second set of index and write protect LEDs already installed in the drive that allow recording on the flip side of standard diskettes. Shugart uses a micro-switch to sense write protection, and there appears to be no provision for addition of either a second switch or second sector LED.

Wangco's printed circuit board is anchored by four standard 4-40 machine screws. The body of Wangco's power connector is mounted parallel to the plane of the printed circuit board facing rearward and anchored to the board with a nylon tie wrap. On the Shugart drive, the main board is gripped loosely at the edges by four spring clips which are held in place by Tinnerman style nuts over plastic posts. The board is susceptible to being pulled loose from the frame. Shugart's power connector is mounted at right angles to the board with the lower rear corner facing inward. If the power cable is given a good

Note: Since this article was written, author Allen notes that both Shugart and Wangco have re-designed portions of the printed circuit boards and mounting hardware. The descriptions on this page are based on early models of the designs.

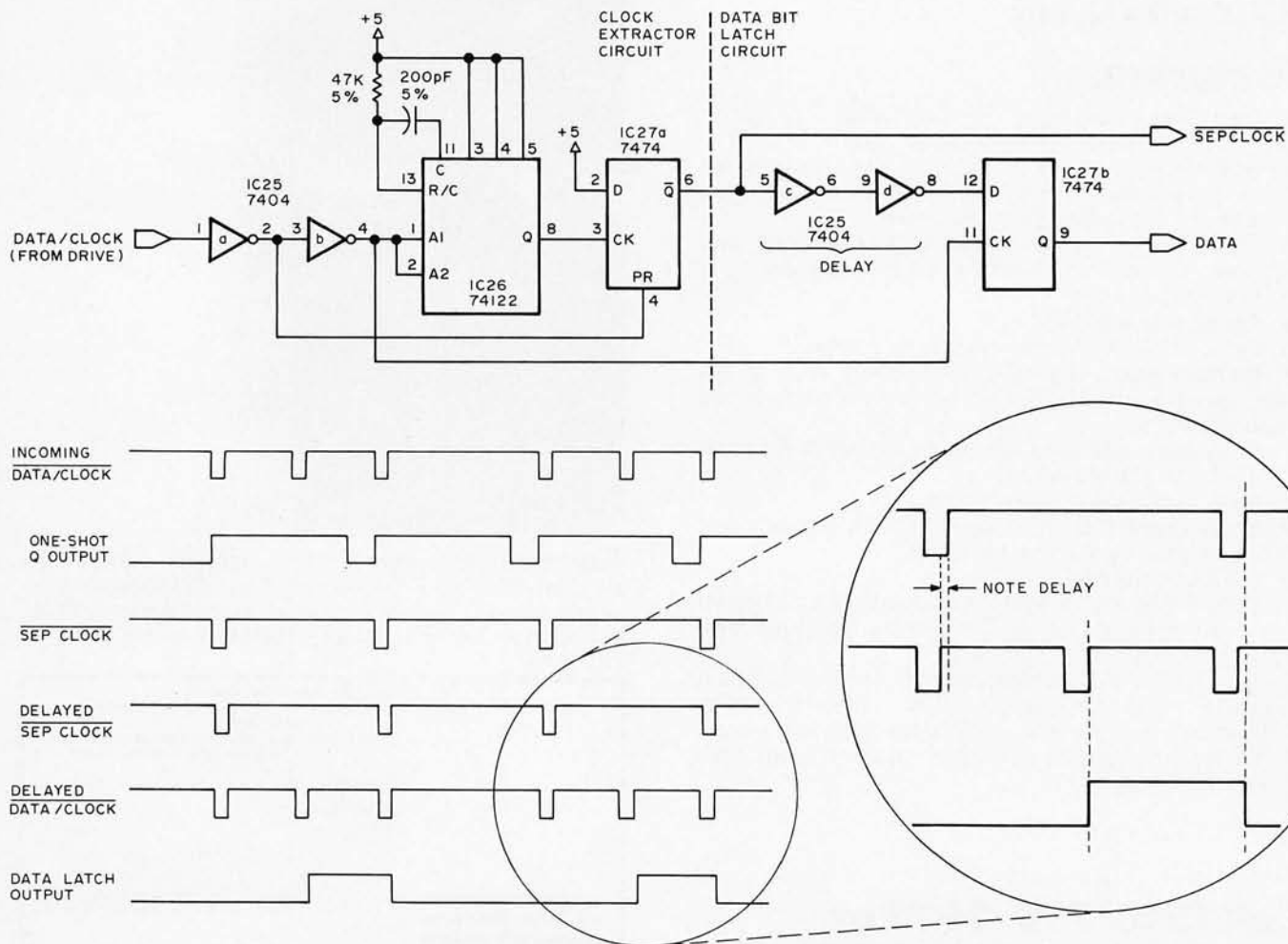
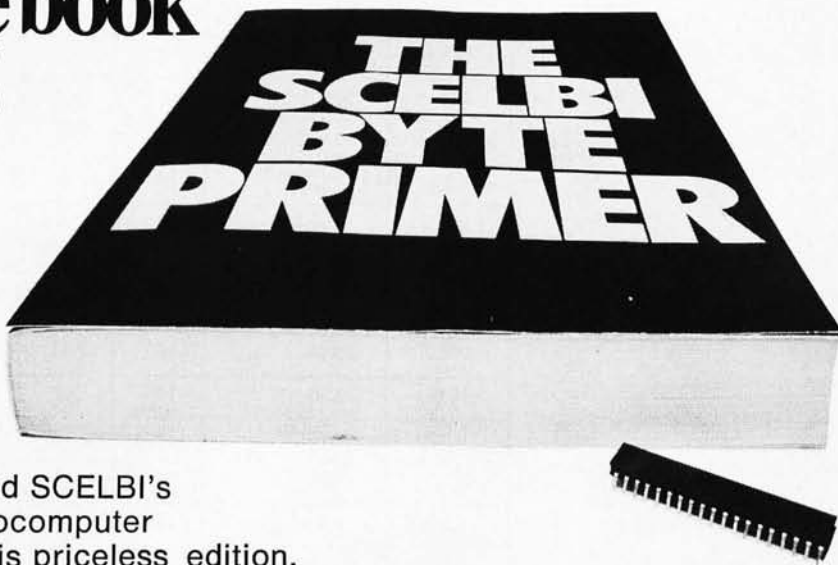


Figure 2: A circuit for separating data pulses from clock pulses in the author's system. Data and clock pulses arrive mixed together at the input to IC25a. IC26, a oneshot, provides an output pulse to the data bit latch, IC27a, in such a manner that only clock pulses are outputted at SEPCLOCK. The timing diagram shows the effect of intentional propagation delays (exaggerated here for purposes of illustration). The delayed DATA/CLOCK signal clocks data flip flop IC27b off during clock pulses because the clocking occurs during the time of the delayed SEPCLOCK low level.

Everything you've ever wanted to know about microcomputers in ONE complete book for only \$10.95

Over 400 pages. Full 8½" x 11" size.



The ultimate book about microcomputers. Written by experts ... SCELBI and BYTE. Over 400 pages. A collector's item, featuring The Basics from the first 16 issues of BYTE and SCELBI's classic library of books. Your microcomputer bookshelf is incomplete without this priceless edition.

You can't buy information organized like this anywhere. This is the book that everyone who is into microcomputers needs for reference, for ideas, for clues to problem solving. It is a truly authoritative text, featuring easy-to-read, easy-to-understand articles by more than 50 recognized professional authors, who know and love microcomputers from the ground up. Logical and complete, it features many glossaries, and is illuminated with profuse illustrations and photographs.

The Scelbi/BYTE Primer is divided into four logical sections, that take you from point "0" through building and programming your own computer... step-by-step-by-step.

What can you do with a micro-computer? Checkbook balancing. Recipe converting and food inventory. Heating and air conditioning control. Home and business security and management. Playing the ponies. Analysis of the stock market. Maintaining massive data banks. Self-instruction. Toys and games. Small business accounting and inventory. And lots, lots more.

How does a microcomputer do it? Lots of "how to" theory. Introducing you to microcomputer operation. 6800, 6502, Z80 CPU chip capabilities. RAM and ROM memories. Addressing methods.

THE SCELBI/BYTE PRIMER

Over 400 pages. Selected articles from BYTE and SCELBI books. Profusely illustrated. Many photographs. \$10.95, plus 50¢ shipping and handling.

How to control peripherals. Transmission of information to and from computers. Magnetic recording devices for bulk storage. Analog to digital conversion. How a computer can talk. Other I/O techniques. And more.

Order your copy today!

SCELBI COMPUTER CONSULTING INC.
Post Office Box 133 PP STN
Dept. B
Milford, CT 06460

BITS
70 Main Street
Peterborough, NH
03458

Prices shown for North American customers. Master Charge. Postal and bank Money Orders preferred. Personal checks delay shipping up to 4 weeks. Pricing, specifications, availability subject to change without notice.

All about building a micro-computer system. Over 12 complete construction articles. Flip-flops. LED devices. Recycling used ICs. Modular construction. Making your own p.c. boards. Prototype board construction. Make your own logic probes. Construction plans for 6800 and Z80 computers. Building plans for I/Os — TV and CRT displays, cassette interfaces, etc. Mathematics functions. ROM programmer. Plus much, much more.

How to program a micro-computer. Programming for the beginner. Assembling programs by hand. Monitoring programs. Number conversions. Game of Hexpawn. Design your own assembler. Lots more.

And that's only the beginning! Others have spent millions acquiring the type of microcomputer information found within the 400 pages of **The Scelbi/BYTE Primer**. But, it costs you only \$10.95, plus 50¢ for postage and handling, complete! You know the quality of Scelbi and BYTE. This is your assurance of excellence throughout this MUST text. Order your copy today! And, get one for a friend!

Table 1: Power wiring table for figures 1 and 2.

IC Number	Type	+5 V Pin	Gnd Pin
IC1	74177	14	7
IC2	7474	14	7
IC3	7474	14	7
IC4	74125	14	7
IC5	74177	14	7
IC6	74125	14	7
IC7	74125	14	7
IC8	74221	16	8
IC9	7404	14	7
IC10	TMS-4044-45	18	9
IC11	74177	14	7
IC12	7442	16	8
IC13	7430	14	7
IC14	7474	14	7
IC15	7408	14	7
IC16	7408	14	7
IC17	74175	16	8
IC18	7400	14	7
IC19	7404	14	7
IC20	74177	14	7
IC21	7420	14	7
IC22	7404	14	7
IC23	7400	14	7
IC24	74177	14	7
IC25	7404	14	7
IC26	74122	14	7
IC27	7474	14	7

jerk, the board could be dismounted and the corner of the board possibly broken off at the power connector.

The two units are indeed plug compatible. The controller described below, initially designed for the Shugart drive, passed data to and from the Wangco unit with no errors and no wiring changes. One minor difference in interfacing is that Wangco uses pin 2 of the interface connector as a fourth drive-select line; pin 2 is unused on the Shugart unit and only three Shugart units can be paralleled without making cabling changes.

The Wangco unit's head would not load when first powered up in my demo unit. It moved freely with finger pressure when power was off, and even pulled in with

power on when given a little assistance. Minor adjustment might have been in order, but I thought that perhaps gravity could provide the needed assistance. This was verified when the unit was turned 180° on its side and it began loading and working flawlessly. Head load solenoids have been a weak point of floppy disk drives at least since the Memorex 651.

The Prototype Controller

In order to get the minifloppy working with the least fuss, I adapted the original controller designed for the Memorex 651 to the minifloppy (see figure 1). This permitted use of all existing disk-based software with very few changes (see "A Floppy Disk Interface," page 58, January 1977 BYTE).

The controller uses the same 256 byte hard sectors, buffered in the interface card, as before. Today, 256 bytes is unnecessarily small. Programmable memory prices have dropped sufficiently to warrant the use of a 512 or 1024 byte buffer, which could significantly increase the apparent speed of the disk. Logistics, not economics, dictated the continued use of the 256 byte sector. The hardware and software can be easily changed to incorporate a larger buffer.

The similarity of the small floppy controller to its parent will be readily apparent if the schematics are compared. A reduction in chip count results from the smaller number of sectors which saves a counter and bus driver, and from the use of a single 4 K static programmable memory in place of the separate 2102s of the parent design.

Two separator circuits are built around a 74221 dual oneshot: one for sector and index pulses and the other for the received data and clock pulses. The data and clock pulse separator circuit is really just a variation of the sector and index circuit. In each, a missing pulse (either an index or data pulse, depending on which circuit) is being sought.

Sector and Index Separator

Sector pulses are consistently present, occurring at regular intervals in time. Since the anticipated index pulse will occur approximately midway between adjacent sector pulses, the sector pulses are used to define the position of a sampling window. The oneshot is used as a gating signal to strip the index pulses out of the sector pulse train.

In the sector and index pulse separator, the window begins at the trailing edge of each input pulse. The presence of the window (ie: oneshot fired but not yet run out) enables a gate which will then pass any

\$1,000,000



No, It Doesn't Cost a Million Bucks, It Just Works Like It Did!

The MSDD-100 Floppy Disc System offers you an inexpensive, modern way to get real data processing power from your S-100 Bus Computer System. Disc storage is a must in every microcomputer. With the MSDD-100 system, this power doesn't cost much more than cassette, and is far faster.

For business applications, disc storage is an absolute must. The MSDD-100 has enough bulk storage capacity to handle hundreds of inventory entries, yet has enough speed to get you to any of these records in just a second or so. That's power!

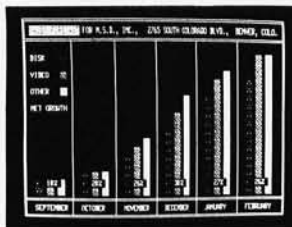
Computer programmers know the advantage gained with disc storage. Program development is speeded up greatly. With a disc system, you spend your time writing software, not waiting for slow peripherals such as paper tape. For example, paper tape can be handled at about ten characters per second. Cassette tape runs at maybe thirty characters per second or so. By comparison, the transfer rate with the MSDD-100 Disc System is 15,000 characters per second. That's fast!

You can easily put over 90,000 characters of data on a single diskette, about 5" in diameter. The MSDD-100 controller will allow you to hook up to three separate drives onto your system. That's over a quarter of a megabyte on line and accessible in a second or two. That's storage.

For \$599, you get the unique, modern MSDD-100 Disc Controller Card, the industry standard Shugart SA-400 Floppy Disc Drive, a comprehensive manual, system utilities software and patches into altair basic, and a preassembled cable. We offer fully integrated 8K and extended basic languages at nominal extra cost. That's MSD!

MSD Gets Down to Basics.

Microsoft, the company that created the popular, widely used altair basic, wrote MSD Disc Basic, 8K and extended versions. Microsoft basic is well know for its power and speed. MSD brings you this language for the MSDD-100 Floppy Disc System. MSD offers the first really compact disc basic, our 8K version, and extended basic, with powerful features such as double precision number processing, formatted data output, multiple data terminals, and most efficient memory usage. This fine software is now available to every MSDD-100 user. MSD basic is also fully compatible with the MSDV-100 video system.



The MSDV-100 video display system is a powerful, S-100 compatible video output device. With a high resolution 80 x 24 format. The small system user can now have a sophisticated video display system comparable to the most expensive of video terminals. You don't have to settle for less anymore!

The MSDV-100 Video Display System is designed around a custom ACSII character set. Vertical lines, horizontal lines, and line intersections are part of its well thought-out

repertoire. The upper and lower case alphanumeric characters are of the highest quality. The MSDV-100 is a memory mapped, two board device that can be fed into a standard video monitor. Thoroughly developed software is included, with a wide selection of drivers supplied in both basic and assembly language. With MSDV-100 driving software, the MSDV-100 becomes an elegant, sophisticated video terminal with scrolling and cursor control. Full compatibility with MSD basic, of course!

MICRO SYSTEMS DEVELOPMENT

MSD

2765 So. Colorado Blvd. Suite 110 Denver, CO 80222 (303) 758-7411

- Sanyo Monitor (VM4209) \$150
- Micro-Floppy Disc System \$499*
- (Assembled) \$599*
- Video Display System \$285
- (Assembled) \$385
- Additional Drivers \$350 ea.
- Diskettes \$4.25 ea.

*Power Supply not included.

- Micro-Floppy Disc System \$599*
- (Assembled) \$699

Price Increases Effective Feb. 1

To place Order, send check, money order or BA or MC Card # with exp. date and signature. Uncertified checks require 6 weeks processing. Phone orders accepted.

Please Send me the following: **AMOUNT**

TOTAL: _____

Name _____

Address _____

City, State, Zip _____

Send me more information

pulse so long as the window is still open. The window closes before the next input pulse, so only an index pulse, if present, can pass through to the index output. The

Double Density Operation

Much of the interest surrounding floppy disks, large or small, centers on double density operation. Various schemes exist for recording twice the usual amount of data on each sector. This possibility stems from the fact that the FM encoding used on the original floppies is inefficient in the number of flux changes used per data bit. By switching to a more efficient encoding technique (eg: MFM, M²FM, Modified-Miller, GCR; see *IEEE Spectrum*, July 1977) twice the amount of data can be recorded on each sector with little or no increase in the number of flux changes. The new encoding techniques are a mixed blessing, however, since their bandwidth requirements are different from FM, their tolerance of the "bit-shift" phenomenon is different, and they require a more complex data separator and decoder. FM encoding is still the easiest, cheapest, and most reliable technique.

Of the alternative codes used to achieve double density, GCR (Group-Coded Recording) looks quite attractive. Micro Peripherals Inc has implemented double density using GCR in a full size floppy disk and controller system currently being marketed. (For an alluring, albeit incomplete synopsis of GCR, see *Computer Design*, December 1976 or *Perkin-Elmer Data Systems News*, June 14 1977.) GCR is nothing more than the old standby NRZ with its attendant advantages, but, since ordinary NRZ has no clocking information and a potentially high DC content during long strings of ones or zeros, the data is reformatted to eliminate the long strings. The reformatting converts each four bit group of original data into five bits of group coded data; the five bits in the encoded version will *always* have a mix of ones and zeros, even if the real data is all in one state. Reformatting in GCR can be accomplished in software, as opposed to MFM, etc, which almost unavoidably must be encoded and decoded in hardware. Thus, GCR has good possibilities as a low cost, high reliability scheme for achieving double density.

complement output of the oneshot is also used: if the window is open for index pulses it is thus closed to sector pulses, and vice versa. Thus, the same window which keeps sector pulses out of the index pulse line also keeps index pulses out of the sector pulse line.

Data and Clock Separator:

The FM data and clock separator used in this controller is considerably simpler than Shugart's recommended circuit. It evolved from an understanding of two basic functions which must be provided by any such separator:

1. extraction of clocking information
2. latching data and holding it long enough for transmission to the using system

Shugart's use of the oneshot mixed these two functions together, and complicated a simple task. The oneshot should be used only for the purpose of clock extraction; use of the oneshot to provide a window for data taking will result in reduced tolerance to bit shifts. The circuit of figure 1 shows the clock extractor and data bit latch separately.

The clock extractor uses the oneshot to strip any data pulses out of the data and clock pulse train. The oneshot's time interval extends from the leading edge of the clock pulse past the trailing edge of any data pulse which might appear within the bit cell. The oneshot will then be triggered only by clock pulses, and will likewise set the clock flip flop at each clock pulse's leading edge. The clock flip flop will be reset promptly at the trailing edge of the incoming pulse. The inverter, IC25b, provides propagation delay to help insure that the clock flip flop can be set by the oneshot. The output of the clock flip flop is a train of clock pulses (no data pulses) which are synchronous with and slightly delayed (by a few nanoseconds) from the incoming clock pulses.

These derived clock pulses are subsequently used in the data bit recovery process. The window during which a data bit might appear is ideally described as the interval between the trailing edge of one clock pulse and the leading edge of the following clock pulse. The data bit latch, IC27a, is therefore set by the trailing edge of any pulse other than the clock pulse. Although both data and clock pulses are present at the clocking input to the data flip flop, it discriminates against clock pulses because the derived clock pulses are present at its data input. The dual inverters, IC25c and IC25d, provide propagation delay which facilitates dis-

crimination against clock pulses. Thus, any pulse that is not a clock pulse will set the data bit latch flip flop and be held until the trailing edge of the next clock pulse.

Other Functions

Since the derived clock pulses are approximately 1 μ s wide, they can be used directly as write pulses to store the data bits into the programmable memory. The propagation delay mentioned above also provides a slight data hold time which insures that the data will be stable at the programmable memory's input throughout the duration of the write pulse.

ICs 3a and 3b serve, as in the previous design, to synchronize the reading and writing operations with the leading edge of the sector pulses. As before, it is up to the host processor to request a read or write transaction one sector in advance to allow the controller to take control at the appropriate time; ie: if the host processor wants to write to sector 3, it must request this sometime during the reading of sector 2 so that the controller will be set up and ready when sector 3 rolls around.

Software

I have modified the software, which was

previously developed for use with the Memorex 651 large floppy, for use with the small floppies. The most notable change is in the number of sectors per track, which is now ten for the small floppy with the SA-107 type media. Since the sector size of 256 bytes is unchanged, no radical changes were necessary in the original software. The software still fits into a 1 K byte read only memory when used in conjunction with a Motorola MIKBUG system. When used on nonMIKBUG systems, an overhead of 100 or so bytes will be incurred to support the character printing and receiving routines.

Summary

A small floppy in conjunction with the controller of figure 1 represents perhaps the cheapest and easiest way to add a floppy disk to a small system. 22 common TTL integrated circuits and one MOS integrated circuit memory (which is second sourced and should be readily available) are used. The controller requires no adjustments providing that suitable quality components are used. Sector buffering on board is again used to facilitate independence of any particular processor or system configuration and permit concurrent interrupt handling where desired. ■

Copies of the software for the interface are available from the author (complete assembly listing only, no object tapes) for \$10. Persons interested in a printed circuit board or complete kit, single or double density, are invited to inquire about Altair (S-100) and SwTPC bus compatible versions of this controller. Please address all correspondence to me at the address shown at the beginning of this article.

At last...DIP Jumpers for Faster & Easier connections.

AP DIP Jumpers are the low cost high quality solution to bussing between PC boards, mother boards, backplanes and more. Available in 14, 16, 24 and 40 pin single ended or double ended assemblies, in standard lengths of 6, 12, 24 and 36 inches. Each assembly has molded-on strain relief and line-by-line probeability. Contact material is non-corrosive nickel silver. Dielectric is 94 V-O rated. Cable options include stranded electric pink, rainbow or with ground plane.

Order from your AP distributor today. Our distributor list is growing daily. For the name of the distributor nearest you call Toll Free 800-321-9668.


Send for our complete AP catalog The Faster & Easier Book.

Faster & Easier is what we're all about.



AP PRODUCTS INCORPORATED

Box 110 • 72 Corwin Drive, Painesville OH 44077
(216) 354-2101 TWX: 810-425-2250



LEARN TO PROGRAM MICROCOMPUTERS

And at an affordable price. The Modu-Learn™ home study course from Logical Services.

Now you can learn microcomputer programming in ten comprehensible lessons. At home. In your own time. At your own pace.


You learn to solve complex problems by breaking them down into easily programmed modules. Prepared by professional design engineers, the Modu-Learn™ course presents systematic software design techniques, structured program design, and practical examples from real 8080A micro-computer applications. All in a modular sequence of 10 lessons ... more than 500 pages, bound into one practical notebook for easy reference.

You get diverse examples, problems, and solutions. With thorough background material on micro-computer architecture, hardware/software trade-offs, and useful reference tables. All for only \$49.95.

For \$49.95 you learn design techniques that make software work for you. Modu-Learn™ starts with the basics. Our problem-solution approach enables you to "graduate" as a programmer.

Circle the reader service number below to receive our free descriptive brochure and course outline.

Use your Master Charge or VISA card to order today. Call Pat at (415) 965-8365.



Circle 65 on inquiry card.

711 Stierlin Road
Mountain View, CA 94043
(415) 965-8365

LOGICAL
SERVICES INCORPORATED

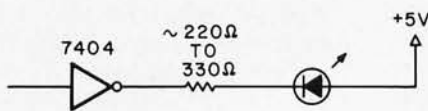
Ask BYTE

TTL TO DRIVE LEDs?

Are TTL integrated circuit devices able to drive LED display devices with just a current limiting resistor?

M V Amiot
3R Marcel Doret
92140 Clamart FRANCE

Yes, it is done quite frequently both in production and in homebrewers' circuits. The following is a typical configuration using a 7404.



Note that the critical specification to consider is the low level output current, noted in the Texas Instruments TTL Data Book for Design Engineers as I_{OL} . Most TTL integrated circuits can sink a current of 16 mA, corresponding to a fanout of 10 unit loads at the inputs of other TTL gates. Using one LED with dropping resistor and a 16 mA current would be within nominal specifications over the entire temperature range of the part; in fact, however, ratings are conservative and an upper bound on the actual LED drive current possible is the short circuit output current of the TTL gate, typically about 50 mA. (Manufacturers do not recommend shorting more than one output of a package at a single time.) What this means is that by using something less than a short circuit level of current it is possible to drive perhaps 20 to 30 mA and get a brighter display than that provided by the nominal 16 mA. ■

WHAT DOES REFRESHING FROM MEMORY MEAN?

Since APL uses scads of memory, and the most drastic reduction in memory price (\$1495 for 64 K from Extensys Corporation) is for a dynamic memory, a crucial problem for APL would be its use with a nonstatic memory.

Allen Atwood's article in August 1977 BYTE (page 108) says "One would not want to refresh a display from memory using APL." Why wouldn't I? At these new low prices, I am very much interested. Is this memory refreshing difficulty just for the 8080, which Mr Atwood's article is about, or for other microprocessors also?

Zilog's technical manual for the Z-80 states that the Z-80's Memory Refresh Register "enables dynamic memories to

be used with the same ease as static memories." Extensys says that its memory board has "complete dynamic refresh logic." My question is, can APL be properly implemented on the Z-80, using the much cheaper dynamic memory?

Henry Williams
4323 Gleneste-Withamsville Rd
Cincinnati OH 45245

Your question is due to two different uses of the concept of "refreshing" something. In the context of dynamic memory systems, refreshing refers to the technique of assuring that every memory region of the chips is referenced repeatedly with a certain minimum frequency of reference. This dynamic memory refreshing requirement is invariably satisfied in hardware, whether on the memory board itself as in many of the available memory boards or by logic built into the processor design such as the refresh algorithm of the Z-80.

Allen Atwood was referring to a different concept, namely refresh of visual displays, and in particular the classes of displays which require explicit programming to generate their data on a continuing basis. Typical classes of displays which require continual programmed refresh include vector displays and point displays. (For an example of vector displays see Steve Ciarcia's article on page 78 of November 1976 BYTE; another example is provided by "The Beer Budget Graphics Interface" of Peter Nelson, seen on page 26 of November 1976 BYTE, and used for the output of Dave Kruglinski's program described in "How To Implement Space War" in October 1977 BYTE, page 86.) In all such programmed display refresh techniques, assembly language on the typical processor is barely fast enough for flicker free images of reasonably complex pictures. Use of any high level language interpreter (including APL, BASIC, etc) is more than likely to be too slow. But as in the case of dynamic memories, many display techniques involve hardware refresh, in which case the speed of programmed refresh is not a question.

In short, since dynamic memory refreshing is a hardware task, there is no memory refreshing difficulty with respect to APL, or any other language. An important point related to this is the fact that as far as APL or any other high level language is concerned, there is not one bit of difference between a static and a dynamic volatile programmable memory technology: both forms of memory lose all data when power is removed; both forms act as a main memory resource to the computer. It is true that dynamic memory must use "hidden refresh" schemes to be truly equivalent to static memory in all aspects including access time and wait

states; but this difference only has significance if you are trying to use programmed timing loops and the processor's crystal clock to make measurements of time. It is true that static memory has a higher parts count (32 chips for 16 K bytes static versus 8 chips for 16 K bytes excluding refresh logic for 16 K bytes dynamic). It is also true that static memory consumes perhaps twice as much power as the equivalent dynamic memory. But these factors are not major ones in many user oriented situations: it is memory capacity which counts most in the choice of the product, not how the memory is implemented.

In choosing a personal computer system, the choice between static and dynamic has all the functional distinctions for the user of the choice between square headlights and round headlights in a car: both work, both perform their functions. . .CH■

BYTE's Bits

The Future of Personal Computing at COMPCON 78

The personal computer industry is just about three years old; in fact, the first personal computer was introduced in January 1975, by MITS Inc, Albuquerque NM. Subsequently, an entirely new industry has appeared, including hardware manufacturers, software specialists, retail stores, trade publications and computer trade shows. Personal computers have already had a profound impact on hobbyists and industrial users. With the development of new application software, micro-computers are rapidly being adapted for business, professional and educational uses. In just three years, personal computing has been placed within the reach of every consumer with as yet undetermined and possibly far reaching consequences.

With these points in mind, COMPCON 78, Jack Tar Hotel, San Francisco, February 28 thru March 2 1978, will present a look at the phenomenon of personal computing. Four panel sessions have been arranged with experts who will be discussing various aspects of the computer revolution. These panel sessions start at 7 PM and cover topics such as "Women's Contributions in Innovative Computer Applications" on Monday, "Robotics and Bionics" on Tuesday, "Editors of Computer Magazines" on Wednesday, and "Computer Art and Music" on Thursday. Each session is arranged to provide a broad spectrum of end users with the opportunity to hear about and discuss the latest advances in each of these areas. Panelists include experts in computer based

Introducing Bit Pad.


The new,
low-cost digitizer for
small computer systems.

Bit Pad is the newest product from Summagraphics, the leading producer of professional digitizers. It has a small 11-inch active area and a small \$555 price tag. But the list of applications is as big as your imagination.

Better than a joystick or keyboard for entering graphic information, it converts any point on a page, any vector, any distance into its digital equivalents. It's also a menu for data entry. You assign a value, or an instruction to any location on the pad. At the touch of a stylus, it's entered into your system.

Who can use it? Anyone from the educator and the engineer to the hobbyist and the computer games enthusiast. The data structure is byte oriented for easy compatibility with small computers, so you can add a power supply, stand-alone display, cross-hair cursor and many other options.

\$1,000.00 creativity prize. You can also add \$1,000.00 to your bank account as a reward for your inventiveness. Just write an article on an original Bit Pad application and submit it to any national small-computer periodical. If the editors publish it — and the decision is solely theirs — Summagraphics will pay you \$1,000.00. Contact Summagraphics for rules concerning this offer.



Summagraphics
corporation

35 Brentwood Ave., Box 781, Fairfield, CT 06430
Phone (203) 384-1344. TELEX 96-4348

bio-feedback, members of the US Robotics Society, individuals involved in educational representatives from several of the major manufacturers of microcomputer equipment, and experts in computer art and music.

Hopefully these discussions could help shape the future of personal computing. Special exhibits will also be available for hands-on learning: from 5

PM to 10 PM Monday thru Wednesday, attendees will be able to get firsthand experience with a broad range of equipment including speech synthesizers, video terminals, disk systems, code graphics, and a wide range of microcomputer main frames and peripherals. The conference registration fee covers attendance at all personal computing sessions and exhibits. There is a regis-

tration fee of \$5 for individuals wishing to only attend the personal computing sessions and exhibits.

Organizers Alice Ahlgren, marketing manager, Cromemco Inc, Mountain View CA 94040, (415) 964-7400; and Robert Albrecht, Author, Dragon, and Friend of Children, Menlo Park CA 94025, (415) 323-6117, will be glad to supply more information. ■

Circle 84 on inquiry card.

HOBBYISTS! ENGINEERS! TECHNICIANS! STUDENTS!

Write and run machine language programs at home, display video graphics on your TV set and design microprocessor circuits — the very first night — even if you've never used a computer before!

SPECIFICATIONS

ELF II features an RCA COSMAC COS MOS 8-bit microprocessor addressable to 64k bytes with DMA, interrupt, 16 registers, ALU, 256 byte RAM, full hex keyboard, two digit hex output display, 5 slot plug-in expansion bus, stable crystal clock for timing purposes and a double-sided plated-through PC board plus RCA 1861 video IC to display any segment of memory on a video monitor or TV screen.

USE ELF II FOR ...

GAMES

Play interactive keyboard games, games with analog inputs, games utilizing your TV set for a video display!

GRAPHICS

Create pictures, designs, alpha-numeric and fabulous animated effects on your TV screen for hour after hour of family fun!

CIRCUIT DESIGN


Design circuits using a microprocessor. Use ELF II as a counter, alarm system, lock, controller, thermostat, timer, telephone dialer, etc. The possibilities are infinite!

Coming Soon!

Exclusive Netronics Plug-In Program Debugger and monitor allows visual display of any program on a clock pulse by clock pulse basis to help you learn programming I-a-s-t! • 4k memory • Cassette I/O • D to A, A to D • Controller plug-ins.

RCA COSMAC microprocessor/mini-

computer



A THOUGHTFUL GIFT FOR ANYONE WHO MUST STAY UP TO DATE IN COMPUTERS AND ELECTRONICS!

ELF II \$99⁹⁵

SEND TODAY

NETRONICS R&D LTD., Dept. BY2
333 Litchfield Road, New Milford, CT 06776 Phone (203) 354-9375

Yes! I want to run programs at home and have enclosed:

\$99.95 plus \$3 p&h for RCA COSMAC ELF II kit. Featured in POPULAR ELECTRONICS.

Includes all components plus everything you need to write and run machine language programs plus the new Pixie chip that lets you display video graphics on your TV screen. Designed to give engineers practice in computer programming and microprocessor circuit design. ELF II is also perfect for college and college-bound students (who must understand computers for any engineering, scientific or business career). Easy instructions get you started right away, even if you've never used a computer before!

I want mine wired and tested with the power transformer and RCA 1802 User's Manual for \$149.95 plus \$3 p&h. Conn. res. add sales tax.

NAME _____

ADDRESS _____

CITY _____

STATE _____ ZIP _____

Send info on other kits!

Dealer Inquiries Invited

As your need for computing power grows, five card expansion bus (less connectors) allows memory expansion, program debugger/monitor, cassette I/O, A to D and D to A converters, PROM, ASCII keyboard inputs.


A Course

A 2 week course in the fundamentals of digital electronics and microcomputer interfacing will be held at Virginia Military Institute from July 17 thru July 29 1978.

For information and registration forms write to Dr Philip B Peters, Dept of Physics, Virginia Military Institute, Lexington VA 24450. ■

A Note for Robot Experimenters

The September 1977 issue of *Dr Dobb's Journal*, volume 2, number 8, arrived here recently. In it readers will find a contribution entitled "An Interactive Programming Language for Control of Robots" by Lichen Wang. The item includes a description of the language, as well as 8080 code for the interpretive language, assembled beginning at location 0 in address space and assuming peripherals in the form of a Processor Technology VDM-1 at locations CC00 to CFFF and an ASCII keyboard input port. The robots envisioned by this software are represented as simulations on a graphic display, a useful first step towards debugging and implementation of motion programs and strategies. *Dr Dobb's Journal* can be reached at POB E, Menlo Park CA 94025. Back issues are available while they last at \$1.50. ■



ALPHA Z-80 \$ 495

ASSEMBLED

- 12 SLOT MOTHER BOARD
- 12 CONNECTORS (S-100 BUS)
- 17 AMP POWER SUPPLY
- HEAVY DUTY CABINET WITH FAN
- Z-80 CPU BOARD: All Sockets Included, Gold Contact Fingers, High Quality Glass Epoxy PC Board, Double-Sided, Plated Through Holes, Requires Only + 8 VDC / 800 MA.

NOTE: 22 SLOTS/30 AMP POWER SUPPLY - \$595.

ADS also sells IMSAI and NORTH STAR Assembled at Kit Prices + LEAR SIEGLER ADM 3A Assembled at \$888.00. TERMS: Cash with Order. Prices include Freight. (N.C. Residents add 4% Sales Tax.)

ADS

ALPHA DIGITAL SYSTEMS
Data Acquisition, Computation and Control

ROUTE 4 BOX 171A
BOONE, NORTH CAROLINA 28607

Clubs and Newsletters

Conducted by David Wozmak

Apple I Library

A software and hardware library for Apple I users has been started, and all material will be available to interested people at cost. If you wish more information, write to Joe Torzewski, 51625 Chestnut Rd, Granger IN 46530.

Hobby Computer Club

Located in Belgium and the Netherlands, the Hobby Computer Club is a Dutch-speaking club with more than 230 members.

Their first central meeting, held on October 31 1977, was a big success, with more than 140 members attending. Ten different types of computers were present, and the spirit of the members was high.

At the present time about one third of the club's members have computers up and

MPI
QUALITY CONTROL TEST

KEYBOARD TEST 300 BAUD RS232 SERIAL PORT
 KEYBOARD TEST 300 BAUD CURRENT LOOP
 ON LINE TEST 9600 BAUD RS232 SERIAL PORT

BUFFER WRAP AROUND
 1234567890123456789012345678901234567890
 123456789012345678901234567890
 1234567890123456789012345678901234567890

24 CHARACTER PATTERN
 ABCDEFGHI JKLMNOPQRST
 UUVWXY Z1234567890 - \ |
 " # \$ % & ' () * + , ; : < >

32 CHARACTER PATTERN
 ABCDEFGHIJKLMNOPQRSTUVWXYZ1234567890- \ |
 " # \$ % & ' () * + , ; : < >

48 CHARACTER PATTERN
 ABCDEFGHIJKLMNOPQRSTUVWXYZ1234567890- \ |
 " # \$ % & ' () * + , ; : < >

64 CHARACTER PATTERN
 ABCDEFGHIJKLMNOPQRSTUVWXYZ1234567890- \ |
 " # \$ % & ' () * + , ; : < >

80 CHARACTER PATTERN
 ABCDEFGHIJKLMNOPQRSTUVWXYZ1234567890- \ |
 " # \$ % & ' () * + , ; : < >

96 CHARACTER PATTERN
 ABCDEFGHIJKLMNOPQRSTUVWXYZ1234567890- \ |
 " # \$ % & ' () * + , ; : < >

112 CHARACTER PATTERN
 ABCDEFGHIJKLMNOPQRSTUVWXYZ1234567890- \ |
 " # \$ % & ' () * + , ; : < >

128 CHARACTER PATTERN
 ABCDEFGHIJKLMNOPQRSTUVWXYZ1234567890- \ |
 " # \$ % & ' () * + , ; : < >

144 CHARACTER PATTERN
 ABCDEFGHIJKLMNOPQRSTUVWXYZ1234567890- \ |
 " # \$ % & ' () * + , ; : < >

160 CHARACTER PATTERN
 ABCDEFGHIJKLMNOPQRSTUVWXYZ1234567890- \ |
 " # \$ % & ' () * + , ; : < >

176 CHARACTER PATTERN
 ABCDEFGHIJKLMNOPQRSTUVWXYZ1234567890- \ |
 " # \$ % & ' () * + , ; : < >

192 CHARACTER PATTERN
 ABCDEFGHIJKLMNOPQRSTUVWXYZ1234567890- \ |
 " # \$ % & ' () * + , ; : < >

208 CHARACTER PATTERN
 ABCDEFGHIJKLMNOPQRSTUVWXYZ1234567890- \ |
 " # \$ % & ' () * + , ; : < >

224 CHARACTER PATTERN
 ABCDEFGHIJKLMNOPQRSTUVWXYZ1234567890- \ |
 " # \$ % & ' () * + , ; : < >

240 CHARACTER PATTERN
 ABCDEFGHIJKLMNOPQRSTUVWXYZ1234567890- \ |
 " # \$ % & ' () * + , ; : < >

256 CHARACTER PATTERN
 ABCDEFGHIJKLMNOPQRSTUVWXYZ1234567890- \ |
 " # \$ % & ' () * + , ; : < >

272 CHARACTER PATTERN
 ABCDEFGHIJKLMNOPQRSTUVWXYZ1234567890- \ |
 " # \$ % & ' () * + , ; : < >

288 CHARACTER PATTERN
 ABCDEFGHIJKLMNOPQRSTUVWXYZ1234567890- \ |
 " # \$ % & ' () * + , ; : < >

304 CHARACTER PATTERN
 ABCDEFGHIJKLMNOPQRSTUVWXYZ1234567890- \ |
 " # \$ % & ' () * + , ; : < >

320 CHARACTER PATTERN
 ABCDEFGHIJKLMNOPQRSTUVWXYZ1234567890- \ |
 " # \$ % & ' () * + , ; : < >

336 CHARACTER PATTERN
 ABCDEFGHIJKLMNOPQRSTUVWXYZ1234567890- \ |
 " # \$ % & ' () * + , ; : < >

352 CHARACTER PATTERN
 ABCDEFGHIJKLMNOPQRSTUVWXYZ1234567890- \ |
 " # \$ % & ' () * + , ; : < >

368 CHARACTER PATTERN
 ABCDEFGHIJKLMNOPQRSTUVWXYZ1234567890- \ |
 " # \$ % & ' () * + , ; : < >

384 CHARACTER PATTERN
 ABCDEFGHIJKLMNOPQRSTUVWXYZ1234567890- \ |
 " # \$ % & ' () * + , ; : < >

400 CHARACTER PATTERN
 ABCDEFGHIJKLMNOPQRSTUVWXYZ1234567890- \ |
 " # \$ % & ' () * + , ; : < >

416 CHARACTER PATTERN
 ABCDEFGHIJKLMNOPQRSTUVWXYZ1234567890- \ |
 " # \$ % & ' () * + , ; : < >

432 CHARACTER PATTERN
 ABCDEFGHIJKLMNOPQRSTUVWXYZ1234567890- \ |
 " # \$ % & ' () * + , ; : < >

448 CHARACTER PATTERN
 ABCDEFGHIJKLMNOPQRSTUVWXYZ1234567890- \ |
 " # \$ % & ' () * + , ; : < >

464 CHARACTER PATTERN
 ABCDEFGHIJKLMNOPQRSTUVWXYZ1234567890- \ |
 " # \$ % & ' () * + , ; : < >

480 CHARACTER PATTERN
 ABCDEFGHIJKLMNOPQRSTUVWXYZ1234567890- \ |
 " # \$ % & ' () * + , ; : < >

496 CHARACTER PATTERN
 ABCDEFGHIJKLMNOPQRSTUVWXYZ1234567890- \ |
 " # \$ % & ' () * + , ; : < >

512 CHARACTER PATTERN
 ABCDEFGHIJKLMNOPQRSTUVWXYZ1234567890- \ |
 " # \$ % & ' () * + , ; : < >

528 CHARACTER PATTERN
 ABCDEFGHIJKLMNOPQRSTUVWXYZ1234567890- \ |
 " # \$ % & ' () * + , ; : < >

544 CHARACTER PATTERN
 ABCDEFGHIJKLMNOPQRSTUVWXYZ1234567890- \ |
 " # \$ % & ' () * + , ; : < >

560 CHARACTER PATTERN
 ABCDEFGHIJKLMNOPQRSTUVWXYZ1234567890- \ |
 " # \$ % & ' () * + , ; : < >

576 CHARACTER PATTERN
 ABCDEFGHIJKLMNOPQRSTUVWXYZ1234567890- \ |
 " # \$ % & ' () * + , ; : < >

592 CHARACTER PATTERN
 ABCDEFGHIJKLMNOPQRSTUVWXYZ1234567890- \ |
 " # \$ % & ' () * + , ; : < >

608 CHARACTER PATTERN
 ABCDEFGHIJKLMNOPQRSTUVWXYZ1234567890- \ |
 " # \$ % & ' () * + , ; : < >

624 CHARACTER PATTERN
 ABCDEFGHIJKLMNOPQRSTUVWXYZ1234567890- \ |
 " # \$ % & ' () * + , ; : < >

640 CHARACTER PATTERN
 ABCDEFGHIJKLMNOPQRSTUVWXYZ1234567890- \ |
 " # \$ % & ' () * + , ; : < >

656 CHARACTER PATTERN
 ABCDEFGHIJKLMNOPQRSTUVWXYZ1234567890- \ |
 " # \$ % & ' () * + , ; : < >

672 CHARACTER PATTERN
 ABCDEFGHIJKLMNOPQRSTUVWXYZ1234567890- \ |
 " # \$ % & ' () * + , ; : < >

688 CHARACTER PATTERN
 ABCDEFGHIJKLMNOPQRSTUVWXYZ1234567890- \ |
 " # \$ % & ' () * + , ; : < >

704 CHARACTER PATTERN
 ABCDEFGHIJKLMNOPQRSTUVWXYZ1234567890- \ |
 " # \$ % & ' () * + , ; : < >

720 CHARACTER PATTERN
 ABCDEFGHIJKLMNOPQRSTUVWXYZ1234567890- \ |
 " # \$ % & ' () * + , ; : < >

736 CHARACTER PATTERN
 ABCDEFGHIJKLMNOPQRSTUVWXYZ1234567890- \ |
 " # \$ % & ' () * + , ; : < >

752 CHARACTER PATTERN
 ABCDEFGHIJKLMNOPQRSTUVWXYZ1234567890- \ |
 " # \$ % & ' () * + , ; : < >

768 CHARACTER PATTERN
 ABCDEFGHIJKLMNOPQRSTUVWXYZ1234567890- \ |
 " # \$ % & ' () * + , ; : < >

784 CHARACTER PATTERN
 ABCDEFGHIJKLMNOPQRSTUVWXYZ1234567890- \ |
 " # \$ % & ' () * + , ; : < >

800 CHARACTER PATTERN
 ABCDEFGHIJKLMNOPQRSTUVWXYZ1234567890- \ |
 " # \$ % & ' () * + , ; : < >

816 CHARACTER PATTERN
 ABCDEFGHIJKLMNOPQRSTUVWXYZ1234567890- \ |
 " # \$ % & ' () * + , ; : < >

832 CHARACTER PATTERN
 ABCDEFGHIJKLMNOPQRSTUVWXYZ1234567890- \ |
 " # \$ % & ' () * + , ; : < >

848 CHARACTER PATTERN
 ABCDEFGHIJKLMNOPQRSTUVWXYZ1234567890- \ |
 " # \$ % & ' () * + , ; : < >

864 CHARACTER PATTERN
 ABCDEFGHIJKLMNOPQRSTUVWXYZ1234567890- \ |
 " # \$ % & ' () * + , ; : < >

880 CHARACTER PATTERN
 ABCDEFGHIJKLMNOPQRSTUVWXYZ1234567890- \ |
 " # \$ % & ' () * + , ; : < >

896 CHARACTER PATTERN
 ABCDEFGHIJKLMNOPQRSTUVWXYZ1234567890- \ |
 " # \$ % & ' () * + , ; : < >

912 CHARACTER PATTERN
 ABCDEFGHIJKLMNOPQRSTUVWXYZ1234567890- \ |
 " # \$ % & ' () * + , ; : < >

928 CHARACTER PATTERN
 ABCDEFGHIJKLMNOPQRSTUVWXYZ1234567890- \ |
 " # \$ % & ' () * + , ; : < >

944 CHARACTER PATTERN
 ABCDEFGHIJKLMNOPQRSTUVWXYZ1234567890- \ |
 " # \$ % & ' () * + , ; : < >

960 CHARACTER PATTERN
 ABCDEFGHIJKLMNOPQRSTUVWXYZ1234567890- \ |
 " # \$ % & ' () * + , ; : < >

976 CHARACTER PATTERN
 ABCDEFGHIJKLMNOPQRSTUVWXYZ1234567890- \ |
 " # \$ % & ' () * + , ; : < >

992 CHARACTER PATTERN
 ABCDEFGHIJKLMNOPQRSTUVWXYZ1234567890- \ |
 " # \$ % & ' () * + , ; : < >

1008 CHARACTER PATTERN
 ABCDEFGHIJKLMNOPQRSTUVWXYZ1234567890- \ |
 " # \$ % & ' () * + , ; : < >

1024 CHARACTER PATTERN
 ABCDEFGHIJKLMNOPQRSTUVWXYZ1234567890- \ |
 " # \$ % & ' () * + , ; : < >

1040 CHARACTER PATTERN
 ABCDEFGHIJKLMNOPQRSTUVWXYZ1234567890- \ |
 " # \$ % & ' () * + , ; : < >

1056 CHARACTER PATTERN
 ABCDEFGHIJKLMNOPQRSTUVWXYZ1234567890- \ |
 " # \$ % & ' () * + , ; : < >

1072 CHARACTER PATTERN
 ABCDEFGHIJKLMNOPQRSTUVWXYZ1234567890- \ |
 " # \$ % & ' () * + , ; : < >

1088 CHARACTER PATTERN
 ABCDEFGHIJKLMNOPQRSTUVWXYZ1234567890- \ |
 " # \$ % & ' () * + , ; : < >

1104 CHARACTER PATTERN
 ABCDEFGHIJKLMNOPQRSTUVWXYZ1234567890- \ |
 " # \$ % & ' () * + , ; : < >

1120 CHARACTER PATTERN
 ABCDEFGHIJKLMNOPQRSTUVWXYZ1234567890- \ |
 " # \$ % & ' () * + , ; : < >

1136 CHARACTER PATTERN
 ABCDEFGHIJKLMNOPQRSTUVWXYZ1234567890- \ |
 " # \$ % & ' () * + , ; : < >

1152 CHARACTER PATTERN
 ABCDEFGHIJKLMNOPQRSTUVWXYZ1234567890- \ |
 " # \$ % & ' () * + , ; : < >

1168 CHARACTER PATTERN
 ABCDEFGHIJKLMNOPQRSTUVWXYZ1234567890- \ |
 " # \$ % & ' () * + , ; : < >

1184 CHARACTER PATTERN
 ABCDEFGHIJKLMNOPQRSTUVWXYZ1234567890- \ |
 " # \$ % & ' () * + , ; : < >

1200 CHARACTER PATTERN
 ABCDEFGHIJKLMNOPQRSTUVWXYZ1234567890- \ |
 " # \$ % & ' () * + , ; : < >

1216 CHARACTER PATTERN
 ABCDEFGHIJKLMNOPQRSTUVWXYZ1234567890- \ |
 " # \$ % & ' () * + , ; : < >

1232 CHARACTER PATTERN
 ABCDEFGHIJKLMNOPQRSTUVWXYZ1234567890- \ |
 " # \$ % & ' () * + , ; : < >

1248 CHARACTER PATTERN
 ABCDEFGHIJKLMNOPQRSTUVWXYZ1234567890- \ |
 " # \$ % & ' () * + , ; : < >

1264 CHARACTER PATTERN
 ABCDEFGHIJKLMNOPQRSTUVWXYZ1234567890- \ |
 " # \$ % & ' () * + , ; : < >

1280 CHARACTER PATTERN
 ABCDEFGHIJKLMNOPQRSTUVWXYZ1234567890- \ |
 " # \$ % & ' () * + , ; : < >

1296 CHARACTER PATTERN
 ABCDEFGHIJKLMNOPQRSTUVWXYZ1234567890- \ |
 " # \$ % & ' () * + , ; : < >

1312 CHARACTER PATTERN
 ABCDEFGHIJKLMNOPQRSTUVWXYZ1234567890- \ |
 " # \$ % & ' () * + , ; : < >

1328 CHARACTER PATTERN
 ABCDEFGHIJKLMNOPQRSTUVWXYZ1234567890- \ |
 " # \$ % & ' () * + , ; : < >

1344 CHARACTER PATTERN
 ABCDEFGHIJKLMNOPQRSTUVWXYZ1234567890- \ |
 " # \$ % & ' () * + , ; : < >

1360 CHARACTER PATTERN
 ABCDEFGHIJKLMNOPQRSTUVWXYZ1234567890- \ |
 " # \$ % & ' () * + , ; : < >

1376 CHARACTER PATTERN
 ABCDEFGHIJKLMNOPQRSTUVWXYZ1234567890- \ |
 " # \$ % & ' () * + , ; : < >

1392 CHARACTER PATTERN
 ABCDEFGHIJKLMNOPQRSTUVWXYZ1234567890- \ |
 " # \$ % & ' () * + , ; : < >

1408 CHARACTER PATTERN
 ABCDEFGHIJKLMNOPQRSTUVWXYZ1234567890- \ |
 " # \$ % & ' () * + , ; : < >

1424 CHARACTER PATTERN
 ABCDEFGHIJKLMNOPQRSTUVWXYZ1234567890- \ |
 " # \$ % & ' () * + , ; : < >

1440 CHARACTER PATTERN
 ABCDEFGHIJKLMNOPQRSTUVWXYZ1234567890- \ |
 " # \$ % & ' () * + , ; : < >

1456 CHARACTER PATTERN
 ABCDEFGHIJKLMNOPQRSTUVWXYZ1234567890- \ |
 " # \$ % & ' () * + , ; : < >

1472 CHARACTER PATTERN
 ABCDEFGHIJKLMNOPQRSTUVWXYZ1234567890- \ |
 " # \$ % & ' () * + , ; : < >

1488 CHARACTER PATTERN
 ABCDEFGHIJKLMNOPQRSTUVWXYZ1234567890- \ |
 " # \$ % & ' () * + , ; : < >

1504 CHARACTER PATTERN
 ABCDEFGHIJKLMNOPQRSTUVWXYZ1234567890- \ |
 " # \$ % & ' () * + , ; : < >

1520 CHARACTER PATTERN
 ABCDEFGHIJKLMNOPQRSTUVWXYZ1234567890- \ |
 " # \$ % & ' () * + , ; : < >

1536 CHARACTER PATTERN
 ABCDEFGHIJKLMNOPQRSTUVWXYZ1234567890- \ |
 " # \$ % & ' () * + , ; : < >

1552 CHARACTER PATTERN
 ABCDEFGHIJKLMNOPQRSTUVWXYZ1234567890- \ |
 " # \$ % & ' () * + , ; : < >

1568 CHARACTER PATTERN
 ABCDEFGHIJKLMNOPQRSTUVWXYZ1234567890- \ |
 " # \$ % & ' () * + , ; : < >

1584 CHARACTER PATTERN
 ABCDEFGHIJKLMNOPQRSTUVWXYZ1234567890- \ |
 " # \$ % & ' () * + , ; : < >

1600 CHARACTER PATTERN
 ABCDEFGHIJKLMNOPQRSTUVWXYZ1234567890- \ |
 " # \$ % & ' () * + , ; : < >

1616 CHARACTER PATTERN
 ABCDEFGHIJKLMNOPQRSTUVWXYZ1234567890- \ |
 " # \$ % & ' () * + , ; : < >

1632 CHARACTER PATTERN
 ABCDEFGHIJKLMNOPQRSTUVWXYZ1234567890- \ |
 " # \$ % & ' () * + , ; : < >

1648 CHARACTER PATTERN
 ABCDEFGHIJKLMNOPQRSTUVWXYZ1234567890- \ |
 " # \$ % & ' () * + , ; : < >

1664 CHARACTER PATTERN
 ABCDEFGHIJKLMNOPQRSTUVWXYZ1234567890- \ |
 " # \$ % & ' () * + , ; : < >

1680 CHARACTER PATTERN
 ABCDEFGHIJKLMNOPQRSTUVWXYZ1234567890- \ |
 " # \$ % & ' () * + , ; : < >

1696 CHARACTER PATTERN
 ABCDEFGHIJKLMNOPQRSTUVWXYZ1234567890- \ |
 " # \$ % & ' () * + , ; : < >

1712 CHARACTER PATTERN
 ABCDEFGHIJKLMNOPQRSTUVWXYZ1234567890- \ |
 " # \$ % & ' () * + , ; : < >

1728 CHARACTER PATTERN
 ABCDEFGHIJKLMNOPQRSTUVWXYZ1234567890- \ |
 " # \$ % & ' () * + , ; : < >

1744 CHARACTER PATTERN
 ABCDEFGHIJKLMNOPQRSTUVWXYZ1234567890- \ |
 " # \$ % & ' () * + , ; : < >

1760 CHARACTER PATTERN
 ABCDEFGHIJKLMNOPQRSTUVWXYZ1234567890- \ |
 " # \$ % & ' () * + , ; : < >

1776 CHARACTER PATTERN
 ABCDEFGHIJKLMNOPQRSTUVWXYZ1234567890- \ |
 " # \$ % & ' () * + , ; : < >

1792 CHARACTER PATTERN
 ABCDEFGHIJKLMNOPQRSTUVWXYZ1234567890- \ |
 " # \$ % & ' () * + , ; : < >

1808 CHARACTER PATTERN
 ABCDEFGHIJKLMNOPQRSTUVWXYZ1234567890- \ |
 " # \$ % & ' () * + , ; : < >

1824 CHARACTER PATTERN
 ABCDEFGHIJKLMNOPQRSTUVWXYZ1234567890- \ |
 " # \$ % & ' () * + , ; : < >

1840 CHARACTER PATTERN
 ABCDEFGHIJKLMNOPQRSTUVWXYZ1234567890- \ |
 " # \$ % & ' () * + , ; : < >

1856 CHARACTER PATTERN
 ABCDEFGHIJKLMNOPQRSTUVWXYZ1234567890- \ |
 " # \$ % & ' () * + , ; : < >

1872 CHARACTER PATTERN
 ABCDEFGHIJKLMNOPQRSTUVWXYZ1234567890- \ |
 " # \$ % & ' () * + , ; : < >

1888 CHARACTER PATTERN
 ABCDEFGHIJKLMNOPQRSTUVWXYZ1234567890- \ |
 " # \$ % & ' () * + , ; : < >

1904 CHARACTER PATTERN
 ABCDEFGHIJKLMNOPQRSTUVWXYZ1234567890- \ |
 " # \$ % & ' () * + , ; : < >

1920 CHARACTER PATTERN
 ABCDEFGHIJKLMNOPQRSTUVWXYZ1234567890- \ |
 " # \$ % & ' () * + , ; : < >

1936 CHARACTER PATTERN
 ABCDEFGHIJKLMNOPQRSTUVWXYZ1234567890- \ |
 " # \$ % & ' () * + , ; : < >

1952 CHARACTER PATTERN
 ABCDEFGHIJKLMNOPQRSTUVWXYZ1234567890- \ |
 " # \$ % & ' () * + , ; : < >

1968 CHARACTER PATTERN
 ABCDEFGHIJKLMNOPQRSTUVWXYZ1234567890- \ |
 " # \$ % & ' () * + , ; : < >

1984 CHARACTER PATTERN
 ABCDEFGHIJKLMNOPQRSTUVWXYZ1234567890- \ |
 " # \$ % & ' () * + , ; : < >

2000 CHARACTER PATTERN
 ABCDEFGHIJKLMNOPQRSTUVWXYZ1234567890- \ |
 " # \$ % & ' () * + , ; : < >

Need Hard Copy?

TRY OUR SOFT PRICES

\$425

Complete standalone 40 column impact dot matrix printer with a 64 character ASCII set. Includes power supply, casework and interface electronics for connection to a mini micro processor parallel port. Serial interface versions for RS232 current loop applications start at \$575 in single quantity.

SEND FOR FREE LITERATURE



Box 22101
 Salt Lake City, Utah 84122
 (801) 364-2411

THE SCELBI/BYTE PRIMER

The problem solver is here! The Scelbi/BYTE Primer is more than a reference book, more than an idea book. It is a truly authoritative wide ranging text, featuring articles by more than 50 recognized professional authors who know and love microcomputers. Whether you're just learning the basics of programming, a business person looking for efficient methods of inventory control and stock market analysis, or an old hand in need of information on designing your own assembler, the information you need is here. Many glossaries, profusely illustrated, over 400 pages. You won't want to be without this must text from the leaders in the field. Only \$10.95 plus 50 cents for postage and handling. Send coupon today or dial your order on the BITS toll free hot line: 800-258-5477 (book orders only). In New Hampshire, call: 924-3355, 9 to 5 EST.



Please note: The BITS hot line operators are equipped to handle Bank Americard and Mastercharge customer orders only. Please have your credit card number ready before you call.

We invite dealer inquiries on the Scelbi/BYTE Primer.

Send today to:

BITS, Inc
 70 Main St
 Peterborough NH 03458

Dealer inquiries invited.

All orders must be prepaid.

Name _____

Address _____

City _____ State _____ Zip _____

SCELBI/BYTE PRIMER Book(s) @ \$10.95 \$ _____

Postage, 50 cents \$ _____

Total \$ _____

Check enclosed

Bill MC # _____ / _____ / _____ Exp. Date _____

Bill BA # _____ / _____ / _____ Exp. Date _____

Signature _____

In unusual cases, processing may exceed 30 days.
 You may photocopy this page if you wish to leave your BYTE intact.

THE BETTER BUG TRAP DEBUG AND CONQUER

Altair/IMSAI compatible board catches program bugs and provides timing for real-time applications.

Four hardware breakpoint addresses. Software breakpoints only possible at instructions in RAM. Better Bug Trap breakpoints can be in ROM or RAM, and at data or instructions in memory, input/output channels, or stack locations.

Board can stop CPU or interrupt CPU at a breakpoint.

Real-time functions: watchdog timer, real-time clock (for time of day clock), interval timer.

Sophisticated timesharing made possible!

Unique interrupt structure: generates a CALL instruction to your subroutine anywhere in memory, not a RST!

Addressed as memory. All parameters set easily by software.

All this and more for about the price of a real-time clock board, but nothing else does the job of the Better Bug Trap.

\$180, assembled and tested. 2 manuals plus software. 90 day warranty. Shipped UPS. Delivery from stock.

Micronics inc.

BOX 3514, 123 WEST 3RD ST., SUITE 8
GREENVILLE, NC 27834

cañada systems, inc.

Boards DO Something




CL2400
Real Time Clock

\$98—Kit

\$135—Assembled

If your system needs to know what time it is, our CL2400 is the board for you. The present time in hours, minutes, and seconds is always available for input, and is continuously updated by the highly accurate 60 Hz power line frequency. Need periodic interrupts? The CL2400 can do that, too, at any of 6 rates. Reference manual with BASIC and assembly language software examples included.



PC3200
Power Control System

PC3232 \$299—Kit \$360—Assm.

PC3216 \$189—Kit \$240—Assm.

PC3202 \$39.50—Kit \$52—Assm.

If your system needs on/off control of lights, motors, appliances, etc., our PC3200 System components are for you. Control boards allow one I/O port to control 32 (PC3232) or 16 (PC3216) external Power Control Units, such as the PC3202 which controls 120 VAC loads to 400 Watts. Optically isolated, low voltage, current-limited control lines are standard in this growing product line.

cañada systems, inc. (formerly comptek)

P.O. Box 516
La Canada, CA 91011
(213) 790-7957

running, and another 60 percent are going to be using the 6800 processor for their planned systems.

For more information, write to HCC, Delftsekade 12, 2266 AJ Leidschendam NETHERLANDS.

Cosmac Elf Club

A user group for the Cosmac Elf has been started in Houston TX. The group sends out a monthly newsletter with interesting articles pertinent to the Cosmac Elf, such as an ASCII keyboard interface for the Elf.

For more information and a complimentary copy of the newsletter, write to Charles E Manry, 2012 Williamsburg Ct S, League City TX 77573.

TI-59 Newsletter

The main emphasis of this newsletter is on the exchange of TI-59 calculator programs related to gambling (especially horse-racing). It also deals with business and practical applications of the calculator.

The club, masterminded by Hal Davis, has over 1000 members. The membership fee is \$24 per year, which includes the newsletter, a program catalog, toll-free information numbers, a marketplace, and more.

The money goes toward paying for articles and programs published in the newsletter. To find out more about this organization, write to Hal Davis, Mathematical Applications Service, POB 149, New York NY 10956.

Boston Computer Society

The Boston Computer Society (BCS) is an association of computer hobbyists, professionals and people interested in the computer field. Because BCS serves the constantly changing needs of its members, the program varies at each meeting. In general, the group functions as a resource center and information exchange for those involved or interested in the computer field.

The monthly gatherings are divided into three parts: a guest speaker, an "Answers to Questions" session and an open period. The guest speaker is generally a professional who presents an interesting computer application or related skill. An attempt is made to appeal to nearly all levels of interest. The "Answers to Questions" period allows attendees to use the combined knowledge of the society to solve problems such as product searches, computer access, technical problems, etc. The open period allows members to meet one another, read the current computer magazines, try out one

or more of the available computers, or participate in various activities.

At the present time, meetings are held at 7:30 PM on the fourth Wednesday of each month, except July, at the Commonwealth School, 151 Commonwealth Av, Boston. The school is located on the corner of Dartmouth St in Boston's Back Bay, one block from the Boston Public Library and the Copley MBTA stop.

Admission to the first meeting is free. Dues are \$5 per year. Membership includes admission to all Boston Computer Society sponsored activities, and notification of each meeting by mail. Write to the Boston Computer Society, 17 Chestnut St, Boston MA 02108.

BASIC

Bridgeport Area Computer Club will now be known as BASIC (Bridgeport Area Society for Involved Computerists). The society meets on the first Wednesday of each month at Trumbull Town Library, located about four miles north of exit 48 of the Merrit Parkway. The Society publishes a monthly newsletter called *MicroFlash*. Membership is open to all interested in computers. Annual dues are \$8 for regular membership and \$6 for student membership. For further information, write to BASIC, 12 Wildwood Dr, Trumbull CT 06611, attn: Al Song.

Sci-Fi Letter Network

A science fact and science fiction letter network, called *AEC Transfer*, is being formed. Its purpose is to allow people interested in computers and science fiction to find other people in their fields with whom to share this interest through correspondence. Send a SASE to Bill Callahan, *AEC Transfer*, Computer Division, 8 Gedney Way, Newburgh NY 12550.

PACC

Pittsburgh Area Computer Club is part of the Midwest Affiliation of Computer Clubs, and holds meetings at different times and places every month. The February meeting will be on the 19th; contact PACC, 400 Smithfield St, Pittsburgh PA 15222, for location and time. The club also publishes a monthly newsletter containing news of local events and articles by members.

TCHG-NT

The Computer Hobbyist Group of Northern Texas is one of the oldest and largest computer clubs in the US.

We speak your language

And we're giving you what you want.

- **a comprehensive product line.** Hardware, assembled or kits, and software from major manufacturers. Plus books and current literature. Financing available.
- **a trained, enthusiastic staff.** We'll help you choose or design the system that's right for you. No high pressure here.
- **service when you need it.** We won't sell you something we can't keep running.



- **a brand new facility in Pennsylvania.** We'll be able to serve our South Jersey-Pennsylvania customers more efficiently now.
- **a bigger, better New Jersey store.** We've enlarged our showroom in Iselin. Now there are more displays you can try out. There's more room to stock the products you need.

The Microcomputer People.™



Computer Mart of New Jersey Computer Mart of Pennsylvania

New Jersey Store
501 Route 27
Iselin, NJ 08830
201-283-0600
Tue.-Sat. 10:00-6:00
Tue. & Thur. til 9:00

Pennsylvania Store
550 DeKalb Pike
King of Prussia, PA 19406
215-265-2580
Tue.-Thur. 11:00-9:00
Fri. & Sat. 10:00-6:00

(our only locations)



Hands on microprocessor short course with **FREE** take home microcomputer included in the \$499 tuition.

Feb.	20-24	Tucson, AZ
Mar.	6-10	Huntsville, AL
Apr.	3-7	Washington, DC
Apr.	17-21	Lafayette, IN
May	8-12	Los Angeles, CA
Jun.	5-9	Boston, MA
Jun.	19-23	New York, NY

Learn microprocessors first hand from the original hands on people.

For more information call Jerilyn Williams, (317) 742-6802 or write Wintek Corp., 902 North 9th Street, Lafayette, Indiana 47904.



- 6800 Hardware/Software
- Custom Hardware/Software
- In-house short courses

21 START-AT-HOME COMPUTER BUSINESSES

*in the shoestring, start-at-home
computer business handbook*

CONSULTING • PROGRAMMING • SOFTWARE PACKAGES • COM
FREELANCE WRITING • SEMINARS • TAPE/DISC CLEANING
FIELD SERVICE • SYSTEMS HOUSES • LEASING • SUPPLIES
PUBLISHING • TIME BROKERS • HARDWARE DISTRIBUTORS
SALES AGENCIES • HEADHUNTING • TEMPORARY SERVICES
USED COMPUTERS • FINDER'S FEES • SCRAP COMPONENTS
COMPUTER PRODUCTS AND SERVICES FOR THE HOME



Plus - - hundreds of ideas on moonlighting, going full-time, image building, revenue building, bidding, contracts, marketing, professionalism, and much more. No career planning tool like it ever published. Order now and if you're not completely satisfied, send it back within 30 days for a full and immediate refund.

• 8½ X 11 ringbound • 113 pp. • \$12.00
Call 312-945-2940 or mail coupon

DATASEARCH 730 WAUKEGAN ROAD • SUITE 108
INCORPORATED DEERFIELD, ILLINOIS 60015


Rush ___ copies of "The Shoestring Start-At-Home
Computer Business Handbook to me right away -

NAME/COMPANY _____


ADDRESS _____

CITY/STATE/ZIP _____

CHECK ENCLOSED BANKAMERICARD MASTERCARD




16K RAM
FULLY STATIC
INTRODUCTORY
\$450 KIT PRICE




10 SLOT TABLE TOP
MICROCOMPUTERS
TT-8080... KIT \$475

SYSTEM WITH 16K & I/O
TT-8080-S... KIT \$1125



CARD CAGE
& MOTHER BOARD
ECT-100... KIT \$100

WITH CONNECTORS
& GUIDES
ECT-100-F... KIT \$200



CPU'S, MEMORY
MOTHER BOARDS
PROTOTYPING BOARDS
EXTENDER CARDS
POWER SUPPLIES

DEALER INQUIRIES INVITED SHIPPING EXTRA

ELECTRONIC CONTROL TECHNOLOGY

FACTORY ADDRESS: 763 RAMSEY AVENUE
HILLSIDE, NEW JERSEY 07205
MAILING ADDRESS: P.O. BOX 6
UNION, NEW JERSEY 07083

They currently run two meetings per month, one in Arlington, at the UTA University Hall, in room 108 on the third Saturday of every month at 1 PM, and the other in Richardson at the UTD Green Center, room 2.530 at 1 PM on the first Saturday of each month.

Their newsletter, *The Printed Circuit*, is a worthwhile source of comment. Each issue includes extensive meeting summaries from both Arlington and Richardson, product and publication reviews, the "It's Obvious" column of the not necessarily obvious, technical articles, and so on.

The mailing address is TCHG-NT, POB 1344, Grand Prairie TX 75051. Their information number, which is toll-free from either Dallas or Ft Worth, is (817) 265-9054 or (214) 265-9054.

Amateur Computer Group of New Jersey

The ACGNJ is an excellent club led by Sol Libes, Marty Nichols and a host of others. Club activities include users' groups for the 6800, 650X, 8080, Z-80, Cosmac, and SOL. Extensive 8080, Z-80, 6800, 650X software libraries are also available.

Meetings feature presentations by various computer manufacturers and knowledgeable guest speakers. Locations and times vary.

The *ACGNJ News*, edited by Russel Gorr, is one of the best monthly newsletters I've seen. It has club information, technical data, a "Rumor Page" written by Sol Libes, bits of information from members, classified ads, software, and the "System of the Month." Membership, which includes the newsletter, is \$6 per year.

Prospective new members can get information by writing to Amateur Computer Group of New Jersey, UCTI, 1776 Raritan Rd, Scotch Plains NJ 07076.

Minnesota Computer Society

The Minnesota Computer Society meets the first Monday of each month at 7:30 PM at Brown Institute, 3123 E Lake St, Minneapolis MN (unless announced otherwise).

The December 7 1977 meeting featured Dick Finstad and John Ballenthin describing and demonstrating the system they designed and assembled.

Earl Joseph, staff scientist with UNIVAC, will present his talk "Future Smart Computers and Other Future Things" at the February 6th meeting. For further information contact Minnesota Computer Society, c/o Jean Rice, POB 35317, Minneapolis MN 55435.

Microcomputer Investors Association

An association has been formed for the purpose of facilitating the exchange of data and information relating to microcomputers and investing, in the areas of stocks, bonds, warrants, stock options and commodities. The Microcomputer Investors Association is professional and nonprofit in nature.

In order to benefit from the experience of others, there is a basic requirement that, at least once each year, each member submit an article for publication in the association's journal. The initial issue of the journal, *The Microcomputer Investor*, has been mailed to members. Article titles included "A Proposed Format for Information Exchange," "Market Prediction Using Fourier Analysis and Synthesis," "Point and Figure Analysis (A Computer Program)," "Evaluation of Stock Options," "Investment Strategies: A Linear Programming Analysis." For more information, send a SASE to Jack Williams, The Microcomputer Investors Association, 2415 Ansdel Ct, Reston VA 22091, or send \$30 and an article for publication (ten pages or less, original, typewritten, double-spaced copy, on a subject in some way related to utilizing microcomputers for investment purposes).

Toronto Region Association of Computer Enthusiasts

TRACE began in February 1976 as an informal meeting of ten people interested in personal computing and quickly attracted followers. Since that time it has grown to approximately 100 active members and about as many casual followers. Approximately half of the members have personal systems of some form.

The ideas behind TRACE are numerous. The main purpose is to foster communication and resource sharing among people, both hobbyists and professionals, interested in personal computing. The meeting format usually includes a system demonstration and one or two talks on topics related to microcomputers. In addition to the meetings, the club has a monthly newsletter, group purchasing, and a library of product literature, books and periodicals in the field of small computers. Other activities include flea markets, exhibitions and a software library.

The club meets at the north campus of Humber College at 8 PM on the fourth Friday of the month, and at the Ontario Science Centre at 2 PM on the second Sunday of the month. For more information contact TRACE, POB 545, Streetsville, Ontario CANADA L5M 2C1. ■



ADM-3A \$ **695**⁰⁰*
IN KIT FORM Plus Shipping and Handling

- 80 CHARACTERS/LINE
- 24 LINES/SCREEN
- ADDRESSABLE CURSOR
- 9, 10, or 11 BIT WORDS
- 75-19,200 BAUD
- FULL & HALF DUPLEX
- ODD/EVEN/NO PARITY
- RS232 INTERFACE OR 20 ma CURRENT LOOP

GET COMPLETE DETAILS WITH A DIRECT CALL:
214 258-2414 TWX 910-860-5761 TELEX 73-0022
800 527-3248

capital
equipment brokers

930 N. BELTLINE • IRVING, TEXAS 75061

GRI INTRODUCES THE NEW
COMPUTER IN A
NOTEBOOK BASED
ON THE M6800 MPU

COMPLETE WITH BATTERIES
FOR IN-HAND OPERATION
INCLUDES INSTRUCTION BOOK
AND SAMPLE PROGRAMS


BASIC UNIT... \$299

P.O. Box 10767
Salem Station
Winston-Salem, N.C. 27108
(919) 748-8761



M6800
Microcomputer
System Design Data

Dr. C. William Engel's



A 64-page paperback book of ten programs in BASIC for the computer hobbyist. Each program contains a scenario, sample run, flowchart, variables listing, program listing, and suggested modifications. \$5 each. Send check or money order to:

Engel Enterprises, P.O. Box 16612, Tampa, FL 33667

Also available
THE DEVIL'S DUNGEON

Unpackaged program listing, instructions, flowchart, sample run, and suggested modifications -- \$2.

Book -- \$3.50.

Languages Forum

Comments on APL Character Generators

Olav Naess
Welhavensgt 65
Bergen NORWAY

Some writers of letters to BYTE have asked for character generator read only memories with APL symbols for video displays.

I don't think a read only memory is a good solution. I have counted 33 APL symbols which don't belong to the ASCII set. If they replace the lower case letters, the computer is rather useless for text processing. Then comes the problem with superimposing symbols. A video scan cannot backspace or rewrite a line like a typewriter, so each composite symbol would have to be represented in the read only memory as another symbol. (Displays with random access could indicate the composite symbols by changing the constituent symbols between each frame scan, but I don't think this is a good and practical procedure.) That would mean 17 characters extra, and still 26 in addition if underlined letters are to be written. So a 256 character read only memory would be required, which I think is rather impractical, particularly if ordered by hobbyists. Besides, future APL versions might introduce new symbol combinations.

The solution to the problem should be to use a video system with programmable characters, as used in "The Detailer," an Altair (S-100) card made by Micro-Graphics. (I think the same principle is used by the Micromind and Noval computers.) The Detailer, which displays 16 64 character lines, has a 1 K byte directly accessible memory whose contents in the usual way determine which symbols are to be displayed. But it also has another 1 K byte programmable memory block whose contents determine the appearance of the

Presenting a growing line of professional quality **S-100** **BLANK BOARDS**
IMSAI/ALTAIR COMPATIBLE

8K BLANK RAM BOARD for 2102 type memory. **\$25.00**
—with MEMORY PROTECT/UNPROTECT and SELECTABLE WAIT STATES

Z-80 CPU BOARD **\$35.00**
—with PROVISIONS for ONBOARD 2708 and POWER ON JUMP

PROTOBOARD **\$25.00**

(NEW) 2708/16 EPROM BOARD **\$25.00**
—accepts up to 16K of 2708's or 32K of 2716's.

ALL BOARDS FEATURE:
FULL BUFFERING on ALL DATA and ADDRESS LINES¹
SOLDER MASKS and SILK SCREEN¹
DIP SWITCH ADDRESSING¹
GOLD EDGE CONNECTORS
PLATED THROUGH HOLES

¹except for PROTOBOARD

WATCH FOR OUR 16/64K DYNAMIC RAM BOARD AND ADDITIONAL BOARDS TO BE ANNOUNCED FORTHWITH.

IMSAI 8080 Kit **\$560.00**
—with 22 Slot M.B. PLUS \$10.00 SHIPPING

Z-80 CPU CHIP.....\$22.00
Z-80A CPU CHIP.....\$25.00
2708 CHIP.....\$12.00

PLEASE ADD \$2.00 SHIPPING PER ORDER.

ithaca audio PO BOX 91
ITHACA, N.Y. 14850

PLEASE CALL (607) 273-3271
TO ORDER OR OBTAIN TECHNICAL ASSISTANCE.
OEM and quantity discounts available

symbols. By inverting a bit in the symbol selecting byte one gets the symbol description information from the programmable memory instead of from an ordinary character generator. Each symbol position is then described as a dot matrix, 8 dots wide and 12 dots high, which extends out to all the neighboring matrices. Each of the 64 software determined symbol patterns which are simultaneously available is described by a 12 byte vector in the on card memory, and 50 of them are required for the APL symbols. (Underlined letters may be replaced by brightness inverted letters through inverting a bit in their symbol selection bytes.) Replacing the APL symbol set (to obtain lower case letters or graphics) involves just moving $64 \times 12 = 768$ bytes in the computer's memory.

It's nice to have the computer really programmable. ■

Baking Baker

We received the following letter in reply to Roxton Baker's letter (July 1977 BYTE, page 11) which referred to P M Lashley's "useless, self-serving, supercilious, unnecessary attack on another man's efforts." This is a reference to Mr Lashley's original letter (February 1977 BYTE, page 77) advocating structured programming.

Shal Farley
Caltech 1-53
Pasadena CA 91126

This being my first letter to the editor, I at first hesitated to get involved. But the utter idiocy of "Lashing Lashley," was the proverbial last straw. Let me address Mr Baker's adjectives individually:

1. Useless. The only thing that could make Mr Lashley's efforts useless are the truly ignorant who refuse to learn.

2. Self-serving. I doubt that Lashley has any economic interest in whatever form of slow torture hobbyists choose for themselves. If he does, I don't.

3. Supercilious. (*Webster's Second Edition*: "adjective: lofty with pride; haughtily contemptuous.") In his efforts to be emphatic, Mr Lashley has apparently come across as snobbish to the likes of Mr Baker. Rather, I found his letter refreshing amidst the Pong-Trek-Toe morass. Choosing

Circle 101 on inquiry card.

Let us program you to
SAVE
10% DISCOUNT
ON MOST MAJOR LINES
5% ADDITIONAL FOR CASH

SUPER SPECIALS

TDL XITAN ALPHA 1.5 KIT \$ 735⁰⁰
[includes 12K Super BASIC Package A Software]

IMSAI FABULOUS PCS 80/30 KIT \$ 1,015⁰⁰
[includes 5" CRT, Intelligent Keyboard
8085 MPU-B board]

PERCOM CI-812 KIT \$ 75⁰⁰
[multiple I/O cassette and RS-232]

PERCOM CI-812 ASSEMBLED & TESTED \$ 100⁰⁰

* These prices exceed normal discount schedule. No further discount applies.

BUS S-100, INC.
ADDRESS 7 WHITE PLACE
CLARK, NJ 07066
INTERFACE 201-382-1318

FULL MINICOMPUTER BUSINESS SYSTEM

Ready to use . . . for only

\$ 3,995⁰⁰

- Keyboard
- Memory
- Z-80 Processor
- Dual Mini-Floppies
- BASIC and Full Set of Business Programs: A/R, A/P, Inventory, Payroll and General Ledger
- CRT
- Printer

— ALSO AVAILABLE —

WORD PROCESSING SYSTEMS

Dealer and Sales Agent inquiries invited

MiniMicroMart, Inc.

1618 James St., Syracuse, NY 13203
(315) 422-4467

Circle 77 on inquiry card.

BYTE February 1978 135

2708

μPD 458

TMS 2716

PRAMMER III

by **xybek**

The Ultimate EPROM Memory Board
For Your S100-Bus Computer

- ★ Accommodates from 1k to 30k of the above EPROMs, in any combination, each addressable on any 1k boundary within the board's 32k address space.
- ★ 1k of scratch-pad RAM.
- ★ On-board programming for all three EPROM types.
- ★ Tri-state buffers on all address and data lines.
- ★ Empty EPROM sockets do not require address space.
- ★ Available February 1978 for \$369.50, assembled, tested, ready to run.

xybek • P.O. Box 4925 • Stanford, CA 94305
Telephone: (408) 296-8188

16K STATIC RAM

THE WAY YOU LIKE IT

Assembled and tested	\$595
<small>Guaranteed for one full year</small>	
16K kit	\$525
8K kit	\$295
Kit with all but 2114 memories	\$88
BLANK BOARD	\$35

COMPARE THESE FEATURES:

- S-100 BUS COMPATIBLE
- COMPLETELY STATIC WITH NO CLOCKED CHIP-SELECT OR REFRESH
- WILL RUN ON Z-80 SYSTEMS AT 4 Mhz WITH NO WAIT STATES
- WILL RUN ON ALPHA MICROSYSTEMS AM-100 AND ON DMA SYSTEMS
- USES 2114 MEMORIES—AN INDUSTRY STANDARD
- HAS INDIVIDUALLY ADDRESSABLE 4K BLOCKS OF MEMORY
- SOFTWARE WRITE PROTECTION IN 4K BLOCKS
- PAGING OR BANK SELECT FEATURE FOR MEMORY EXPANSION AND LOW SOFTWARE OVERHEAD TIMESHARING SYSTEMS
- COMPLETELY BUFFERED ADDRESS AND DATA LINES
- SINGLE 8 VOLT POWER SUPPLY
- HIGH QUALITY, LOW PROFILE SOCKETS FOR ALL IC'S
- SOLDER MASKED P.C. BOARD AND SCREENED PARTS PLACEMENT LEGEND FOR EASE OF CONSTRUCTION AND DEPENDABILITY

S-100 BUS TERMINATING BOARD <small>Absorbs noise, overshoot, ringing, reflection.</small>	\$25
S-100 EXTENDER BOARD <small>With jumpers in power supply lines for current measurements, Low profile so card can remain in the machine with cover on. Wide edge connector.</small>	\$16

PRICES SHOWN INCLUDE U.S. SHIPPING. WE ACCEPT VISA, MASTER CHARGE, CASHIERS CHECK. M.O. ALLOW TIME FOR PERSONAL CHECKS TO CLEAR. C.O.D. ORDERS ADD \$1. UTAH RESIDENTS ADD 4% TAX.

DIGITAL MICRO SYSTEMS

BOX 1212, OREM, UTAH 84057
(801) 224-2102

ALGOL or PASCAL over FORTRASH is not a matter of reinventing the wheel. All three languages have been implemented for well over a decade. Rather it is a matter of choosing radial ply or steel belted tires over wagon wheels.

4. Unnecessary. In view of the current state of micro software, Mr Lashley's comments were among the most useful things I'd read. The thrust of his article was that history need not repeat itself. Start with the more usable languages.

5. Is Mr Baker going to throw away the decade of work put into structured programming just to conform to the noun?

Structured programming languages are not the toys of wild eyed dreamers, nor are they an intellectual curiosity. To put it in perspective, they are the natural outgrowth of progress in computer science. Programmers' frustrations with machine code led to the first assemblers. Frustration with the limitations of assembly language, the need for defined control and data structures (eg: IF - THEN - ELSE, DO, COMPLEX declarations, ARRAY declarations), led to the development of FORTRAN. Then the experience gained with FORTRAN's limited control structures, and the knowledge of the most common programming errors made while using FORTRAN led to the development of structured programming languages. FORTRAN is painful in part because of numeric labels that lead to confusion and misguided GO TO's. The lack of block structure leads to fragmented code with GO TOs weaving thru the text. When writing programs of great length, block structure helps to divide and conquer as a strong ally of subroutines. By coding and testing the low level blocks and routines first, one may be sure of their operation when testing the higher levels. Thus the location of bugs is circumscribed to as small a portion of code as possible. While it is perfectly possible to write well structured code in FORTRAN, it is a big pain to do so. Also there are several types of data structures that cannot be implemented in FORTRAN that turn out to be quite useful (for example, dynamic array bounds at run time).

By starting with a structured language microcomputer software could leapfrog ahead and save all that effort. If only hobbyists will learn from the past. I learned to program in FORTRAN on an IBM 370/158, and the number of sleepless nights I spent resubmitting my prog after getting rid of yet another bug. . . well, it's just painful to think about. Since then I've been running on a DECsystem 10. Their FORTRAN is much better, but I still found

myself tracking down GO TO wrong numbers and correcting random syntax errors. A friend suggested structured languages and the difference is dramatic, from days of debugging FORTRAN, to hours of debugging ALGOL-60. The coding time is also reduced as the language is more "natural" to program in. PASCAL is a derivative of ALGOL-68 and although I've not used it the reports from those who have are very favorable.

Lest you have any fear, it is not a black art. It is in fact much less so than assembly language or FORTRAN. It is part of the continuing process of learning to control the computer in the most convenient manner possible. That's what higher level languages are for. That's the way of the future. As programmers' time becomes more valuable it becomes economic to shape the software and hardware to the needs of the programmer. This is already true of the hobby computer; each user adds the memory and the peripherals of his or her choice. It would be advantageous for the software to be equally facile.

I didn't mean this to be a tutorial, but I feel we stand at a crossroads. The hobbyists can jump for the manufacturers' first and easiest product and be stuck on the same compatibility treadmill as the mainframes, or you may start with a better product and go from there. There are some historic parallels: The Europeans didn't adopt a television standard until many years after the US. As a result they now have a much better product. I would strongly recommend that hobbyists demand, thru their purchasing power, that structured languages be implemented as cross or resident compilers for their systems. The time, effort and frustration saved while developing software will be worth it. ■


Languages Forum is a feature which is intended as an interactive dialog about the design and implementation of languages for personal computing. Statements and opinions submitted to this forum can be on any subject relevant to its purpose of fostering discussion and communication among BYTE readers on the subject of languages. We ask that all correspondents supply their full names and addresses to be printed with their commentaries. We also ask that correspondents supply their telephone numbers, which will be printed unless we are explicitly asked to omit them.

Circle 60 on inquiry card.


IDS INTERNATIONAL DATA SYSTEMS, INC.

400 North Washington Street, Suite 200, Falls Church, Virginia 22046 U.S.A.


Telephone (703) 536-7373



88-MODEM: A complete serial I/O port and an Originate/Answer MODEM on an S100 bus compatible board. The 88-MODEM features automatic auto-dialer (not software timed), operates at any software selected baud rate between 66 and 600 baud, has separate 8-pole transmit and receive active filters, and all functions are software selected. The 88-MODEM provides communication to -58 dbm and is intended for use with either a CBS (1001D) or CBT Data Access Arrangement for connection to the telephone system. The kit price is \$245.00.



88-UFC UNIVERSAL FREQUENCY COUNTER: The 88-UFC is an S100 compatible frequency and period measurement module. The 88-UFC has four software selected inputs. Frequency measurement to above 600MHz and period measurement to 1/10th microsecond are standard. The counter provides nine digits of readout and is priced at \$179.00 in kit form.



88-SPM CLOCK MODULE: The 88-SPM provides a time of day clock and an independent realtime clock on one S100 compatible module. Provisions are included for battery backup so the 88-SPM can maintain the time during power-off conditions. \$96.00 kit

1001D (Type CBT) Data Access Arrangement	\$125.00
88-RCB 16 Channel Relay Control Board Kit	\$179.00
MCTK Morse Code Trainer/Keyer Kit	29.00
TSM Temperature Sensing Module Kit	24.00
DAC-8 8-Bit Digital to Analog Converter Kit	19.00
88-TCXO Temperature Compensated Crystal Oscillator for 88-UFC	145.00
88-XTAL Crystal Timebase option for 88-SPM	25.00

TERMS: Payment with order shipped prepaid, added for COD. Master Charge accepted

This design is a plausibility argument. . . it is complete (though skeletal) and provides a basis for discussion.

You can speculate all you wish and design as carefully as you wish, but it remains speculative until you try it out. . .

are pretty well settled, though, and so this series closes with a comparison of the two designs, to the extent that they can be compared. That comparison should illustrate the wide range of solutions that the problems admit and thus the importance of identifying the problems in a design effort like this.

Why You Want to Read This Article

Since another network design will follow this one very soon, you could rightly wonder why this one should be published at all. There are several reasons. At the very least, this design is a plausibility argument intended to counter the skepticism with which some people view the prospect of a network for personal users of information processing. It is also a learning experience: it is a complete (though skeletal) design that can be compared with the PCNET (and other personal computer net designs when they are published) in order to learn about the design issues involved and the stances one can take on them. It can also be implemented; that would get people into communication quite soon, learning from the experience as well as filling the immediate communication needs.

In an age of throwaway material goods, a throwaway design or a throwaway implementation should not seem altogether inappropriate. In fact, they are especially appropriate where the problem at hand is a novel one or has novel constraints, as is the case here. You can speculate all you wish and design as carefully as you wish, but it remains speculative until you try it out. The motivation for building a throwaway net is not entirely intellectual: even if you consume it in the very act of building it, you will leave behind a very valuable thing: a useful communication facility. It is more likely, though, that the first few personal computer nets will persist for a while and that they will serve as media for sharing the experience and insights needed for building their successors. This very persistence will also force people to face an important problem often ignored in fledgling nets, that of interfacing to other nets.

What Is a Net?

Let us pause, before plunging into detailed considerations, to gain a broad perspective on the task at hand. A computer network typically consists of some hardware and some software. The hardware includes all the physical facilities used by the net: phone lines, radio links, computers, etc. Since hardware costs money and must be maintained, the design should minimize the required hardware and distribute it so

that its cost can be recovered gracefully. The software includes the necessary agreements governing the use of the hardware, together with the procedures and computer programs implementing the agreements. The agreements include the rendezvous conventions by which conversations are established, the language in which conversations take place, and the rules of behavior under which conversations are conducted. Under the linguistic heading, I mean to include everything from message formats to the representations of characters and bits, etc.

Network specialists have come to use the term "protocol" to refer to these agreements, ranging from all of them down to just the rules of conduct; in this series of articles, I will take "protocol" to mean the extreme of all agreements. Protocols are most easily formulated in layers, with each layer using the one just below it and otherwise almost completely independent of the others. (In this regard, the PCNET and mine resemble one another quite strongly. For example, each has a protocol to transmit bits from one network node to the next and to detect erroneous transmissions; each then uses that layer to provide an errorless, correctly sequenced stream of bits (thence characters) to the higher layers.)

This design exercise concentrates almost exclusively on protocols. Since hardware is relatively expensive, the design requires only a modest amount of hardware, and that of quite readily available kinds. The PCNET, however, looks as if it will trade a modest amount of inconvenience to reduce the hardware requirement even further, but it may also optionally reduce the inconvenience with some highly specialized hardware if some thorny problems can be solved. Actually, though, the distinction between my design and the PCNET alternative with minimum hardware is more one of emphasis than one of substance; either design can be easily adapted to the hardware requirements of the other.

The Experience of the ARPA Net

The ARPA Net embodies an enormous body of experience that can be brought to bear on the design of a personal computer network. However, the ARPA Net experience should be used with caution: both designs have a lot in common but have several important differences. The most important difference is that, while the ARPA Net is heavily subsidized (The ARPA Net is a research tool developed for the US Department of Defense under the auspices of the Advanced Research Projects Agency. It ties together a multitude of large proces-

The LATEST in Tape Systems

4800 BAUD CASSETTE RECORDER



MODEL CC-8 \$175.00

An ASYNCHRONOUS NRZ type Recorder with remote motor start/stop. Error rate 10^8 at 4800 BAUD. Can be used from 110 to 4800 BAUD into a UART or "Bit Banger PIA" -no clocking required. This is not an audio recorder. It takes RS232 or TTL signals from the terminal or computer and gives back the same signals. No audio interface is used. Motor start/stop is manual or through TTL or RS232 signals.

Tape speed is 3.2"/second nominal; 1.6"/sec. optional. 110 volt, 60 Hz, 5 watts. (220 Volts on special order). Can use high quality audio cassettes (Philips Type) or certified data cassettes. Can be used in remote locations from a 12 Volt battery.

Recommended for DATA LOGGING, WORD PROCESSING, COMPUTER PROGRAM RELOADING and DATA STORAGE. Especially recommended for 6800 systems, 6502 systems, 1800 systems and beginners with the 8080 systems. Manual control except for motor start/stop. 6800 or 8080 software for file or record searching available on request with order. Used by major computer manufacturers, Bell Telephone and U.S. Government for program reloading and field servicing.

AVAILABILITY - Off the shelf.

PROVIDES MONITOR AND TAPE SOFTWARE in EPROM. EXPANDS MIKBUG with 1 K of ADDITIONAL ROM PROGRAM.

This is a complete tape controller for the SWTP 6800 system. Has 3 K of EPROM space for your own programs. A 1 K ROM (2708) is provided with all tape and monitor functions. The ROM program is identical to our extensive 8080 ROM program.


Has one ACIA for one or two tape drives, one USART for an additional Serial port and a 4 bit parallel port for motor control. Will control one or two CC-8 or 3M3A drives with the software provided. Can be used with other tape drives controllable with 4 TTL bits if appropriate software changes are made.

Extra serial port is provided for your use with a second terminal or printer. (RS232, TTL or 20 ma)

The ROM program supplements the MIKBUG program and is entered automatically on reset.

AVAILABILITY - Off the Shelf.

6800 CONTROLLER for SWTP



\$190.00, Tested & Assmb. (\$160.00, Kit)


PROVIDES MONITOR AND TAPE SOFTWARE in ROM TERMINAL and TAPE PORTS on SAME BOARD CONTROLS ONE or TWO TAPE UNITS (CC-8 or 3M3A)

This is a complete 8080, 8085, or Z80 system controller. It provides the terminal I/O (RS232, 20 mA, or TTL) and the data cartridge I/O, plus the motor controlling parallel I/O latches. Two kilobytes of on board ROM provide turn on and go control of your Altair or Imsai. NO MORE BOOTSTRAPPING. Loads and Dumps memory in hex on the terminal, formats tape cartridge files, has word processing and paper tape routines. Best of all, it has the search routines to locate files and records by means of six, five, and four letter strings. Just type in the file name and the recorder and software do the rest. Can be used in the BiSync (IBM), BiPhase (Phase encoded) or NRZ modes with suitable recorders and interfaces.

This is Revision 7 of this controller. This version features 2708 type EPROM's so that you can write your own software or relocate it as desired. One 2708 preprogrammed is supplied with the board. A socket is available for the second ROM allowing up to a full 2K of monitor programs.

Fits all S100 bus computers using 8080 or Z80 MPU's. Requires 2 MHz clock from bus. Cannot be used with audio cassettes without an interface. Cassette or cartridge inputs are RS232 level.

AVAILABILITY - Off the shelf.



**2SIO (R) CONTROLLER
\$190.00 (\$160.00 Kit)**

Z 80 BOARD for SWTP COMPUTER: Now you can use the 8080/Z80 software programs in your SWTP 6800 machine. Replaces your MPU board with a Z80 and ROM so that you are up and running with your present SWTP memory and MPC card. \$200 assembled and tested. (\$160 kit)

AVAILABLE - November '77.

OVERSEAS: Export Version 220 volt 50 hz. Write factory or: Megatron-Datameg, 8011 Putzbrunn, Munchen, Germany; Nippon Automation 5-16-7 Shiba, Minato-Ku, Tokyo, Japan; Hobbydata, FACK 20012, Malmo, Sweden; G. Ashbee, 172 Ifield Road, London SW 10-9ag; Trintronics, Ltd., 186 Queen Street W., Toronto, Ontario, Canada; EBASA, Enrique Barges 17, Barcelona 14, Spain; ARIES, 7, rue Saint Philippe du Roule, 75008 Paris; Microlem 20131, Milano, Italy; Eagle Electric, Capetown, S. Africa.

For U.P.S. delivery, add \$3.00 Overseas and air shipments charges collect. N.J. Residents add 5% Sales Tax. WRITE or CALL for further information. Phone Orders on Master Charge and BankAmericard accepted.

National Multiplex Corporation

3474 Rand Avenue, South Plainfield NJ 07080 Box 288 Phone (201) 561-3600 TWX 710-997-9530

Warehouse Overstock SALE!

**Buy These Items
From Computer
Enterprises
Before 4/15/78
And Save Save
Save!**



	Credit Card Price	Cash Discount Price
Lear Siegler ADM-3A Kit	\$728.	\$700
Polymorphic VTI / 64 Kit	177.	170.
Vector Graphic 8K SRAM	187.	180
Netronics Elf II Assembled	133.	128.
George Risk ASC II keyboard kit	52.	50.

More Popular Products At Our Extremely Low Prices.

	Credit Card Price	Cash Discount Price
North Star Micro Disk System Kit	\$ 623.	\$ 599.
Gromemco Z2 Kit	557.	536.
Gromemco Bytesaver	136.	131.
Gromemco 16K RAM 250ns	464.	446.
IMSAI PCS-80 / 30 Kit	1122.	1079.
IMSAI PCS-80 / 15 Kit	748.	719.
IMSAI 8080 Kit w / 22 slots	614.	590.
IMSAI 16K RAM	411.	395.
IMSAI 32K RAM	685.	659.

Shipping charges: \$10 per CPU on larger units; \$1.50 per kit. \$2.00 min. per order.

Delivery is stock to 30 days on most items. Shipment is immediate for payment by cashier's check, money order or charge card. Allow 3 weeks for personal checks to clear. N.Y. State residents add approx. sales tax. Availability, prices and specs may change without notice.

Operating Hours:
M-W 10-5 E.S.T.
Th-F 10-9 E.S.T.
Closed Sat. & Sun.

Write or Call

**computer
enterprises™**

P.O. Box 71
Fayetteville, N.Y. 13066

Phone (315) 637-6208 Today!

sors nationwide at universities and around the world using satellite links.), a network for individuals should (and can I believe) support itself right from the start. That consideration has a most important ramification in my design: the inclusion of "Community Information Exchanges" (CIEs) that serve as focal points and buffers between the other nodes of the network. Further, the ARPA Net design includes the notion (inapplicable to a personal computing network) that most network nodes will be connected to the net most of the time. Thus, its protocols provide a general interprocess communication facility and include useful services as special cases of it. A personally oriented network by contrast should be optimized toward the two facilities that are most immediately applicable to the personal computer community (and that have, incidentally, proved most useful in the ARPA Net): sending mail and sending files of programs. Finally, I think a personal computer network should be oriented to an overall architecture in which internode connections are sporadic, fleeting and relatively infrequent.

An Overview of The CIE Net: The Basic Idea

A Community Information Exchange (CIE) Net should be designed from the start to gracefully accommodate any foreseeable circumstances to which it might eventually need to adapt. Thus, the suggestions presented here allow for a large number of nodes to eventually become attached to the network. The protocols have room to expand into, and they identify themselves so that several incompatible sets of protocols can be accommodated at a given time. Addressing is defined for the United States, but the addresses can be expanded to cover other countries as well. A separate mechanism is included to let this net gracefully interface to other networks serving the same territory.

The suggestions included here amount to a partial design. They are quite definite so as to form a firm basis for discussion. Some suggestions were arbitrarily chosen just to make the design more definite, while other suggestions embody principles that are important to the overall concept.

The overall design is formulated in such a way as to enable it to be implemented cheaply and at maximum convenience to the implementers. Its backbone is a network of Community Information Exchanges (CIEs) that serve as buffers for network traffic. The overall network is designed to work even when the exchanges are connected only fleetingly and at only loosely scheduled intervals. One party to each connection must

be capable of timing out the other party and taking corrective action when necessary; otherwise the protocols are designed so that they can be implemented in string BASIC on computers that do not allow access to lower levels of programming, such as direct binary manipulations or input and output. The required hardware support is minimized to equipment that is readily available to homebrewers.

The Four Kinds of Stations

A CIE Net would be composed of four kinds of nodes, with communication lines between them. By default, they will communicate by telephone lines in a universal language discussed in another section, but any two nodes are free to use any other mutually agreeable medium when they talk to one another. The four kinds of nodes are the Community Information Exchange (CIE) that buffers network traffic; the subscriber, a person wishing to take part in a CIE Net; the relay station that moves messages from one CIE to another; and the gateway connecting a CIE Net to other networks. In the rest of this series, I will use the term "station" for these four kinds of nodes in order to avoid confusion with anything that is of no interest here but might be called a node in more general network terminology. The various stations can be thought to inhabit different computers, and the design uses that model. However, any particular computer can be host to several stations of possibly different types, and the design specifically allows them to optimize their own intercommunication using any facilities provided by their host.

A CIE serves as a communication buffer among subscribers and relay stations. That is, it must have file storage that a program can access fairly expeditiously, and it should have some complement of answer-mode modems which subscribers and relay stations can call at their convenience during the night when phone rates are lowest. While different realizations of file storage have different requirements and capabilities in their technological, financial and operational aspects, there are a few functions that a CIE will require of its file storage facilities. It must be able to read or allocate and write multiple thousands of characters worth of buffers which it may need to hold for several hours or several days. It should be able to gain access to almost any part of this storage within a few seconds, and it should be able to read or write succeeding character positions at very nearly the transmission rate of the lines on which it will receive calls from subscribers or relay

ANNOUNCING ORANGE COUNTY'S Most Convenient & Most Affordable Computer Store

WE OFFER A COMPLETE LINE OF MICROCOMPUTERS,
PERIPHERALS AND ACCESSORIES

IMSAI	SEALS	PRINTERS
CROMEMCO	HAZELTINE	BOOKS
BYTE 8	SOROC	MAGAZINES

VISIT OUR STORE AND SEE THE
LATEST IN AFFORDABLE COMPUTERS

THE AFFORDABLE
**BYTE
SHOP**
COMPUTER STORE

674 EL CAMINO REAL
EL CAMINO PLAZA
TUSTIN, CA 92680

PHONE (714) 731-1686

MON-THUR 11-7
FRI 11-9
SAT 10-6



Software

- | | |
|------------|--|
| Games | • CRAPS (Las Vegas style) \$6.00 |
| | • MULTIPLE LUNAR LANDER \$8.00 |
| | • SLOT MACHINE \$6.00 |
| | • GAME PACKAGE: Russian Roulette, Mad Scientist, and ABM \$8.00 |
| Graphics | • PICTURE MAKER with AMP'L ANNY \$12.00 |
| | • GRAPHICS PACKAGE I: Laser Beam, Space Shuttle, and Blast Off \$10.00 |
| | • GRAPHICS PACKAGE II: Rain in Greece, Flea, Textwriter, Random Walk \$10.00 |
| Scientific | • FOURIER FIT: Does curve fitting \$15.00 |
| Systems | • RANDOM NUMBER GENERATOR TEST \$5.00 |
| | • HEX MEMORY LOADER \$10.00 |
| | • MEMORY DUMP PROGRAM \$10.00 |
| | • MEMORY SEARCH \$5.00 |

All Programs Written in **BASIC**
Complete Easy to Read Documentation
Programs Completely Tested

SOFTWARE RECORDS

P.O. BOX 8401-B
UNIVERSAL CITY, CA 91608
(cal residents add 6% sales tax)

The CIE Net is designed with four classes of nodes in mind: the community information exchanges with mass storage resources, individual subscriber nodes, relay nodes, and gateways to other networks. . .

A network is a systematic combination of hardware and software. . . hardware of computers, phone lines, etc, and software of protocol agreements and computer programs implementing the agreements. . .

stations. The CIE can encrypt or compress data as it sees fit; the protocols are structured in such a way that no intervening stations need give any special treatment to an encrypted or compressed message transmitted from one CIE to another. Finally, its subscribers may wish it to provide them with long-term storage, but it should also be prepared to gracefully recover temporary storage that is no longer needed by the network.

A subscriber is thought of as a station possessing an originate-mode modem, some local processing power and file storage and a terminal or other interface to a human being. (Of course, the subscriber may be realized as a set of programs cohabiting a host computer with a CIE and reachable by a person having only a terminal and an originate-mode modem; the implementation details are irrelevant, and the functional distinction is still useful.) The subscriber station need not be able to rapidly position its file storage because the person operating a subscriber can easily anticipate the requirements and because subscribers are involved only at the end points of a message's transit through the net. The subscriber, not the CIE, has charge of all programs that handle files of messages, selective display and rapid retrieval of messages and whatever negotiations with its human are necessary to generate a message in the format described in these protocols. Although the subscriber is extremely important to the CIE Net, the protocols by which a CIE and its subscribers might communicate are idiosyncratic to the stations' realizations, the subject of a large body of literature, and irrelevant to the process of transmitting messages between endpoint CIEs; therefore this article makes no attempt to enlarge the current stock of such suggestions.

A relay station; like a subscriber, can be modeled as having an originate-mode modem, a terminal, some processing power and some file storage. A relay station, however, need have no file storage, but can instead have a second originate-mode modem and thus connect two CIEs quite directly with only fleeting use of buffer storage. A relay station can be thought of as providing a communication link between two CIEs: it would first phone one and collect messages headed in the general direction of the other; then it would phone the second and both unload those messages and collect messages headed in the general direction of the first, which it would then call back.

Finally, a gateway is conceptually an answer-mode modem and a connection to some other network, along with whatever

processing power or file storage is required to connect the CIE Net to the other net. Depending on the desires and resources of the people connecting the gateway to the CIE Net, it could be capable of transmitting traffic in either direction or both directions between the two nets, or it could be connected to any arbitrary number of networks. These protocols provide a frame to hold messages headed through a CIE Net to an outward facing gateway; the content of a message inside the frame is completely unspecified and can reflect any idiosyncrasies of the gateway and the other net. An inward facing gateway is treated exactly like a CIE by its neighboring relay stations, but it does not serve subscribers the way a real CIE does. These protocols completely ignore the content of a message headed into a gateway and require messages coming out of a gateway to conform to the same rules as any other CIE Net messages. The motivation is that the network on the other side of a gateway might cover territory that doesn't overlap that served by the CIE Net, or it might thinly cover the same territory, say by providing high speed links between major cities. This opacity also frees the CIE Net from any necessity to commit itself to any of the possible internetwork message formats currently under discussion in the International Network Working Group. These protocols make no attempt to handle the problem of choosing a gateway through which to route messages that should be routed through some gateway; instead, they presume that the source CIE can choose the proper gateway or can send the message to some other CIE that agrees to make such a decision and then forward the message appropriately.

These comments describe functional nuclei of the conceptual CIE network; they make only mild commitments to the implementation details by which the four kinds of stations are realized. For example, it is easy to imagine a gateway cohabiting a host computer with a CIE or a relay station. Also, a computer on the ARPA Net typically contains a CIE, a relay station and a large number of subscriber stations sharing programs among themselves and each sharing file storage with the CIE and relay station. These cohabitation possibilities serve to emphasize the freedom with which stations can agree to speak any language other than the universal language specified here. Finally, don't forget that the commitments in this proposed design are structured in this way to specifically allow a CIE to be put onto any dial-in time sharing computer without its operators needing to cooperate

More Than Just Hardware.

When you put the MSI 6800 Computer System together with our FD-8 Floppy Disk Memory, you have the best 6800 hardware package available today.

But to make a computer system work, you need more than just powerful hardware, you need powerful software . . . and MSI has what you need.

MSI Disk Extended BASIC Available in Both Compiler and Interpreter Versions

The new Software Dynamics BASIC Compiler is now available from MSI in an FD-8 Disk Version. The Compiler, with random and sequential disk data files, runs 50 times faster than the interpreter version making it ideal for business applications.

The Excellent TSC Editor In An FD-8 Disk Version

TSC's new text editing system is clearly the most powerful editor available for any microcomputer system. The FD-8 disk version allows you to edit and assemble long source files from disk and to place object code on disk as well.

MSI Reverse Assembler

Our Reverse Assembler for the FD-8 allows disassembly of object code programs, complete with creation of symbol tables, labels, and equate statements. The source code is placed on disk where it can be edited and reassembled.


Interpretive Debugger

An Interpretive Debugger is now available for MSI and SWTP 6800 systems. IDB is the most complete debugging package ever released for 6800 systems.

Hardware and software . . . MSI offers a complete computer system for the hobbyist, professional, and businessman. Send for our new 1978 Catalog and get all the details about these and many other fine MSI products.

Midwest Scientific Instruments

220 West Cedar
Olathe, Kansas 66061
(913) 764-3273
TWX 910 749 6403 (MSI OLAT)
TELEX 42525 (MSI A OLAT)



Simulation Games and Networks

In the realm of possibility, but hardly a real world phenomenon until a network such as PCNET or CIE Net is implemented, is the idea of multiple player simulation games. A simulation game is a game of considerable flexibility and considerable complexity which forms a model of some aspect of the real world and explores the parameters of the model. Crude examples of such games are the familiar Star Trek, Kingdom, Wumpus, etc: games of personal computing as it stands today. The extension of game ideas which can happen over a network is the multiple user game, for example, a trading game involving 100 or so active players, a battle simulation game involving several hundred active members of various teams, or wild fantasy games in mythical worlds with mythical creatures and dangers. The network concept provides a vehicle for interpersonal computer aided intellectual sports whose players could grow into a vigorous subset of the users of this communication channel.

The US Postal Service has provided an invaluable service in the form of the ZIP code of mailing addresses, which is highly correlated with the geographic location of the individual mailing address. By incorporating the ZIP code into each individual's CIE Net address, message routing information is inherently made a part of the address. . .

with (or even suspect) the effort; presumably, a CIE handling any moderate volume of traffic could be connected to a relay station operated by the staff of its host computer to their mutual benefit.

Addresses

The addressing scheme proposed here has several interesting properties. It refers to a geographic location in a transparent enough fashion that messages can be routed to any place in the US by stations having a minimum amount of specific routing information. Conversely, when a new station must choose an address, the range of choice is limited in such a way that only local negotiations are necessary. On the other hand, the limits are so generous that those local negotiations should quickly terminate in universal satisfaction. This scheme also ensures that, in a direct interstation conversation, each station can easily mark transmissions to distinguish echoes of its own transmissions from those sent by the other station.

The basis of this addressing scheme is the US Postal Service ZIP code. As a perusal of the first few pages of the ZIP code directory will show, the first digit designates one of ten major areas of the country, the next two digits designate a sectional center within the national area, and the last two digits specify a nearby post office (or branch). Thus, any network making a rout-

ing decision for a message can compare the intended destination address with its own address. If they differ in the first digit, the routing station can consult a table of nine entries to decide the appropriate general direction. If they agree in the first digit position but differ in the next two, then the right direction can be found in a second table of 99 entries. Otherwise, a third table of no more than 99 entries will show the proper direction in which to forward the message. Thus, routing to the proper ZIP code area can be accomplished by using tables with no more than 207 entries in a given computer; actual programs will probably use far fewer table entries and capitalize on the high degree of regularity with which ZIP codes have been assigned.

The power of the addressing scheme proposed here is extended in two directions from the ZIP code basis just outlined. In the upward direction, this scheme anticipates a possible future requirement for network addresses outside the US by specifying the optional prefix USA for addresses that the ZIP code can reach. Thus addresses become partially self-identifying: an address that doesn't start with a digit or the letters USA cannot possibly be mistaken for an address specified by these protocols. In the downward direction, the precision of the ZIP code is refined by the addition of a suffix both for the sake of the interstation protocol and in anticipation that several alternative (or competing CIEs) might be set up in a given ZIP code area, perhaps even on the same host computer. The suffixes are three digit numbers; blocks of suffix values are preassigned, and assignment of a specific suffix within a block is a matter of local negotiation. The preassigned blocks are:

- 0-9: (reserved for testing interstation protocol)
- 10-99: forwarding centers (see below)
- 100-899: CIEs and gateways
- 900-999: relay stations.

Since any one ZIP code seems to serve a maximum of about 20,000 people, the block preassigned to CIEs is big enough to allow a CIE for each 25 people; that ought to be generous enough for almost any eventuality.

The block assigned to relay stations has a deceptive appearance that merits further elaboration. The interstation transmission blocks need to be marked with the identity of their sender. Since a transmission block is quite short and since any interstation transmission has only two parties, the sender's identity can be reduced to a single bit derived from a comparison of the two net-


work addresses. That comparison is possible if a CIE also serves as the relay station, but the relay station needs its own address if it is not also a CIE. If the relay stations in an area come from a large, highly variable, loosely organized pool of volunteers, it may not be practical to permanently assign network addresses to them. The problem can be neatly solved, however, by allowing relay stations to arbitrarily pick network addresses as the need arises. Since the block from which they pick an address cannot include a CIE address, then there is no danger of the addresses coinciding, and so a short address can always be found.

This scheme has the disadvantages, because it is entirely numeric, of being prone to human error and of being somewhat opaque to people. The situation can be partially alleviated by the addition of symbolic addresses (eg: San Francisco) and forwarding centers. The general idea is that people might be willing to set up forwarding centers (probably in conjunction with CIEs) that would be willing to interpret symbolic addresses, reformat the messages with proper network addresses, and forward them in the proper direction. The details are less than clear to me at the moment. Forwarding centers could also solve the problem of mobile subscribers: a subscriber, before leaving a CIE, could tell a nearby forwarding center where messages should be redirected. When messages are subsequently routed through the forwarding center, it can send them on (or discard them) appropriately. When a forwarding center is not acting as a blind mail drop, it should also tell the sender of the message where future messages should be sent.

An additional disadvantage of this scheme is that, since the address space can potentially name 80 million CIEs, there is no practical way to broadcast a message to all CIEs. Should that prove desirable, a few suffixes (eg: 890-899) could be given special meanings, such as, "Deliver copies of this message to yourself and to all CIEs with higher addresses."■

This completes an introduction to the concept of the Community Information Exchange Network (CIE Net). In the second part of this three part series, the discussion next month turns to the description of the CIE Net protocol details. In the final installment of this series, several issues of a technical and legal point of view will be considered in more detail, as well as comparison of CIE Net with the PCNET design in more detail.

BUILD YOUR OWN VIDEO TERMINAL FOR \$85 "PLUS"*



- Serial ASCII or BAUDOT
- Full X-Y Cursor control
- 128 Characters, including upper and lower case
- 16 lines X 64 characters
- S100 Compatibility
- No Supporting Software required

* The SCT-100 Single Card Terminal interfaces directly to any computer or modem having serial ASCII or BAUDOT capability. It requires only the addition of a standard ASCII keyboard, and a TV monitor. It is available as a partial kit for \$95.00 including the PC board, character generator ROM, and the 3870 micro-computer. The complete SCT-100 kit is \$155.00 (\$185.00 prewired & tested).
To order, call or write today. MC, BAC Accepted.

XITEX CORP. P.O. Box #20887, Dallas, Texas, 75220
Phone (214) 620-2993

KIMSI



The KIM to S-100 bus Interface/Motherboard

- Combines the power of the 6502 with the flexibility of the S-100 bus
- Attaches to any unmodified KIM
- Complete interface logic and fully buffered motherboard in one unit
- On-board regulation of power for KIM
- Eight slots of S-100 compatibility for additional RAM, Video and I/O boards, PROM Programmers, Speech processors . . .
- Includes all parts, sockets for ICs, one 100 pin connector, and full Assembly/Operating documentation

- ◆ Kit \$125, Assembled \$165
- ◆ All units shipped from stock

FORETHOUGHT PRODUCTS
P.O. Box 386-F
Coburg, OR 97401




capable of receiving and executing commands to perform such high level reflex actions as running, carrying, etc, without further attention. Beyond this point, we find several more specialized systems which may issue commands to this "motor automaton," or reach around it and access the LMN systems directly, or enter the automaton at any level. To understand the division of labor among these systems, we need to focus on the way in which the execution of the output is related to the data which directs it. There are basically two systems which can be used, and both have been used in robot systems. The first is the "dead reckoning" approach, in which the details of the required action are computed in advance, and then executed without regard to their results. (An interesting example of this in a robot system is described in Ralph Hollis' article on NEWT in the June 1977 BYTE, page 30). The other approach of course is to continually monitor the results of the movement and apply corrections as required. Both of these systems have their uses, advantages, and weaknesses, and the brain employs both systems, usually cooperatively in the same actions, although "pure" examples of each can be found.

One of these systems is associated with the part of the brain called the cerebellum. The cerebellum is not an instigator of action, nor is any conscious experience associated with its activities. It plays an important role however in the expression of actions, of both reflexive and voluntary types, which are generated elsewhere. Among the functions which the cerebellum performs are

the translation of parallel to serial output, and the control of feedforward correction in open loop control circuits.

Before describing these functions further, it will help to examine the circuitry of the cerebellum. This structure, which lies above the pons, consists of two parts, an overlying cortex and a set of nuclei. The neurons of the cerebellar cortex are arranged in a distinctive pattern which is endlessly repeated over the surface of the structure. A few elements from this pattern are shown in figure 2. Simplified to the bare essentials, this consists of an input element (G) which has an axon that runs for some distance, spatially parallel to the axons of all of the other input elements, and which in the course of its passage activates a row of output elements (P). Firing an input element thus selects a particular set of outputs. Since pulses may travel rather slowly in small diameter axons such as those of the input elements, the time of arrival of the select pulse at successive output elements may be long compared to the duration (or transmission time) of their outputs. Thus the cerebellar cortex may act as a tapped delay line, as well as a decoder. If the final output elements are switched to other input elements, elemental sequences may be serially cascaded to form larger patterns. There are a number of auxiliary elements associated with the G and P types, and these are lumped as O elements in our diagram. They are capable of performing such functions as selectively inhibiting individual output elements, and controlling interactions between adjacent parallel row systems. Thus, these

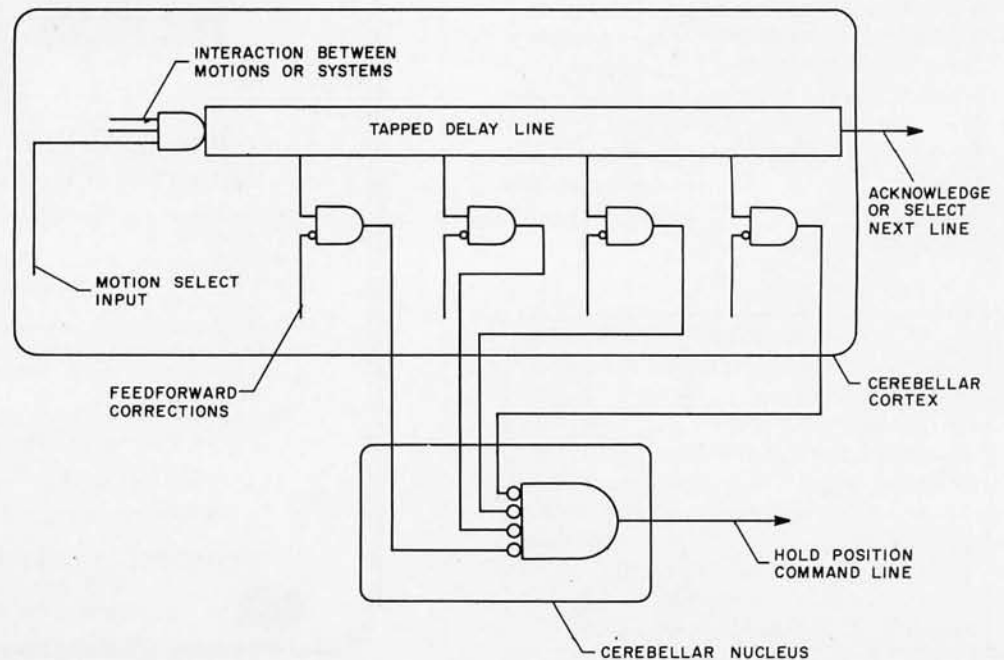


Figure 3: A functionally equivalent logic circuit for one row of a cerebellar cortex fiber system. The tapped delay line is the logical equivalent of the parallel fiber axon's propagation characteristics.

SURPLUS ELECTRONICS



IBM SELECTRIC[®] BASED I/O TERMINAL (USED) \$695.00

- Tape Drives • Cable
- Cassette Drives • Wire
- Power Supplies 12V15A, 12V25A, 5V35A Others, • Displays
- Cabinets • XFMRs • Heat Sinks • Printers • Components

Many other items

Write for free catalog
WORLDWIDE ELECT. INC.
10 FLAGSTONE DRIVE
HUDSON, N.H. 03051

Phone orders accepted using VISA
or MC. Toll Free 1-800-258-1036
In N.H. 603-885-3705

Circle 126 on inquiry card.

RADIO SHACK AND COMMODORE USERS

Low Cost Software on Compatible
Cassette Tapes for your TRS-80
and PET computers.

- Games
- Small Business
- Investment and
- Scientific Programs.

Tapes also available for OSI,
APPLE II, SWTP 6800, and Pro-
cessor Technology.

SEND FOR FREE CATALOG

Silver State Enterprises
P. O. Box 27111
Lakewood, CO 80227

Circle 104 on inquiry card.



FREE CATALOG OF HARD-TO-FIND PRECISION TOOLS

Jensen's new 152-page catalog is your single
source for hard-to-find precision tools used by
electronic technicians, scientists, engineers,
instrument mechanics. Also contains 10
pages of useful "Tool Tips" to aid in tool
selection. Send for your free copy today!

JENSEN TOOLS & ALLOYS
1230 SOUTH PRIEST DRIVE · TEMPE, AZ. 85281

Circle 64 on inquiry card.

Software Professionals

Can You Qualify?!

One of our clients is staffing a soft-
ware group to maintain their leading
edge in state-of-the-art technology.
Growth positions in the 15-40K
range are available.

Some of the areas include: *Com-
piler Design* (string handling, character
manipulation, syntax processing)
Data Base Design — DOS (index se-
quential file structure, etc) and *Real
Time Operating Systems* (async &
bysync, interrupt processor, resource
allocation).

We would like to tell you more
about these and other New England
opportunities. All inquiries will be held
in strict confidence.

Call us collect 603-888-5500 or send
resume.

Touchstone Associates
Personnel Consultants
104 D.W. Highway
Nashua, N.H. 03060

Touchstone

Circle 120 on inquiry card.

BYTE Article Index

*Complete listing of all feature
articles appearing in Volume I
of BYTE — September 1975 thru
December 1976. Indexed for easy
reference. Includes all errata.*

FREE

To get yours, send a \$.24 stamped self-addressed
envelope to:

BYTE Index
70 Main Street
Peterborough NH 03458

WHAT IS

a really good way to
protect all your valu-
able back issues of
BYTE that will keep
them handy, clean, and
organized?

Send to: *BYTE, POB 5120,
Philadelphia PA 19141*
for information on binders and files.

STILL A FEW LEFT...



The limited edition full color
computer engineering poster, \$3.50.

BITS
70 Main St
Peterborough NH 03458

Circle 9 on inquiry card.

HP 9825A COMPUTER

*I am selling my personal HP
9825A Desktop Computer. Here
is a chance to own a professional
quality computer for little more
than a hobby-grade system.*

FEATURES:

- 6 MHz, 16 bit CPU
- High speed, 250 K byte tape cartridge
- Upper/lower case display and keyboard
- 8 K bytes RAM
- Operating system and drivers in ROM
- Interactive editor in ROM
- HPL language in ROM
- Built-in 16 column printer

ROM's for I/O, MATRIX, STRING
VARIABLES, ADVANCED PROGRAMMING
are also included as well as IEEE-488 interface
card. Full documentation. Price: \$4700.

Roger Cox
4327 N Chestnut St
Apt 18
Colorado Springs CO 80907
(303) 599-9274

Circle 32 on inquiry card.

CALIFORNIA APPLIED TECHNOLOGY

32K-MEMORY CARD-\$410
S-100 STATIC KIT

2708E-PROM-\$14

2708 PROGRAMMED-\$20
WITH 8080 SYSTEMS MONITOR

80 MAJOR COMPUTER PRODUCT LINES
AND AN EXHAUSTIVE LINE OF
ELECTRONIC COMPONENTS

COMPUTERS
HARDWARE AND SOFTWARE
CUSTOM HARDWARE AND SOFTWARE
RESEARCH AND DEVELOPMENT

P.O. BOX 1239
TWENTYNINE PALMS, CA. 92277
714-367-6998

FREE BASIC PROGRAM AND CATALOG
'ALEX IS COMING'

Circle 12 on inquiry card.

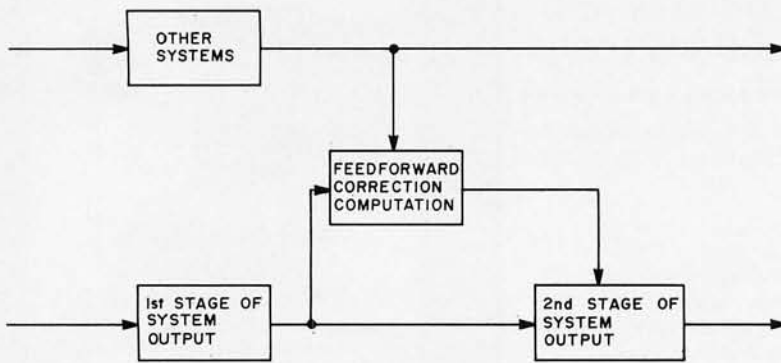


Figure 4: Feedforward as a means of correction in systems where feedback is too slow. This technique involves an open loop correction based on other systems' input data.

elements may impose modifications on output sequences, or call on adjacent systems (which control similar muscle functions) for assistance. Some of these functions have actually been simulated on large digital machines in experimental motion control systems. A schematic of a circuit modeling the essential features is shown in figure 3.

The outputs of the cerebellar cortex fall on the neurons of the cerebellar nuclei, which relay them widely throughout the brain. Inputs to the cerebellum likewise originate in many portions of the system. There is evidence in fact that different motor system functions may time-share the device! A major function of the cerebellum however is to allow for interaction between different command systems.

Feedforward Controls: Coordination

To illustrate this point, let us see how it is applied to feedforward modification of output. In any system which is not amenable to feedback control, such as one involving actions that are more rapid than the loop time that would be required to control them, or ones that would require very extensive processing of feedback input, it is nonetheless possible to achieve considerable correction for moment to moment conditions by passing the basic output command to both the next level of the output system and to a controller which computes the necessary deviations from the basic command and forwards these to the lower echelons of the output system. The concept is diagrammed in figure 4. Thus, a reflex motor loop which performs some function such as walking sequences may need to be modified from its basic pattern by information about head tilt from the vestibular system, while at the same time the reflex vestibular motor systems which keep the head level may require information about what the stepping generator is about to do, in order to allow for impending body tilt.

The whole sequence needs to take place *before* any muscle action occurs which could generate feedback information if we wish to move swiftly and still avoid a fall.

The process is popularly called "coordination," and the quality of yours is dependent on the excellence of your cerebellum. What happens in this process is as follows: sequences of motor actions generated at any level of the hierarchical reflex "automaton" system, or at any high level system which inputs to it, are also sent to the cerebellum, either as inputs to the parallel fiber decoding systems or as inputs to the "other" elements which control interactions across parallel systems and gate individual output elements. Thus, the waves of parallel fiber activity generated by different command systems can interact in the cerebellum and modify one another in predetermined fashions. The resulting modified command is sent forward as a set of corrections to the basic command, and the two interact at lower echelons to produce a corrected action. (Yes, they can get there at the same time. We've got control of transmission speed, remember.) One clear advantage is the provision of a common site of interaction for systems which are functionally related, but do not possess physical elements in common.

Now that we've got it taking care of interactions and corrections, how do we get "dead reckoning" of movement parameters? This process relies on a parallel to serial conversion which uses time as an analog of position. A basic function of the cerebellar nuclei is holding or maintaining positions by appropriate outputs to the biasing elements in systems such as the LMN system. The output elements of the cerebellar cortex however act to inhibit the cerebellar nuclei. Thus, damage to the cerebellar nuclei results in tremor, oscillation, and similar signs of excess activity. Damage to the cerebellar cortex on the other hand results in deficits related to underactivity, motions that fall short of the target or fail to initiate. In the case of a pure example of the "dead reckoning" type of motion (frequently referred to as saccadic motion), such as the motion of the eyes in fixing on a new point of focus, the motion itself is of constant velocity. (More accurately, it is driven by a constant input, it clearly can't accelerate and decelerate instantaneously.) Given this, it follows that the extent of the motion is determined solely by the duration of the driving signal. If the motion generating "automaton" circuits are held in check by the cerebellar nuclei, then action of the cerebellar cortex which inhibits the cerebellar nuclei disinhibits the motion generators and the movement begins. If the outputs of a group of

Every computer needs a ROM - so do you!



The computer magazine for the curious

Computers Challenge America's Cup by Eben Ostby A Beginner's Guide to Peripherals: Input/Output Devices Your Mother Never Told You About by Leslie Solomon and Stanley Veit Computer Country: An Electronic Jungle Gym for Kids by Lee Felsenstein The Best Slot Machine Game Ever by Tom Digate The Micro Diet: Better Health through Electronics by Karen E. Brothers and Louise L. Silver Come Closer and We Won't Even Have to Talk by Avery Johnson The Kit and I, Part Four: Testing, Testing by Richard W. Langer Computer Models in Psychology by Joseph Weizenbaum Micro, Micro on the Wall, How Will I Look When I Am Tall? by Stuart Dambrot Copycat Computer by Tom Digate Talk Is Cheap by Hesh Wiener Project Prometheus: Going Solar with Your Micro by Lee Felsenstein BASIC from the Word GOTO by Eben Ostby Chipmaker, Chipmaker, How Does Your Crystal Grow? by Sandra Faye The Kit and I, Part Three: Personality Plus by Richard W. Langer Make Me More Music, Maestro Micro by Dorothy Siegel Wings in Wind Tunnels: Computer Models and Theories by Joseph Weizenbaum What Is a Microcomputer System? by Leslie Solomon and Stanley Veit Maintaining Your Micro by O.S. (The Old Soldier) Time Sharing on the Family Micro by Barry Yarkon The Wordslinger: 2200 Characters per Second by Stuart Dambrot Light Fantastic: The Kinetic Sculpture of Michael Mayoock by Tom Moldvay and Lawrence Schick From Bombs to ROMs by Lavinia Dimond Guard against Crib Death with Your Micro by Jon Glick Home Computers: The Products America May Never Know It Needs by Martin Himmelfarb Putting Two and Two Together by Tom Pittman The Wonderful Dreams of Dr. K by Hesh Wiener The Kilobyte Card: Memories for Pennies by Thorn Veblen The Unlikely Birth of a Computer Artist by Richard Helmick Scott Joplin on Your Sci-Fi Hi-Fi by Dorothy Siegel Building a Basic Music Board by Eben F. Ostby The Compulsive Programmer by Joseph Weizenbaum The Very Best Defense (a short story) by Laurence M. Janifer Chart Up and Flow Right by Eben F. Ostby Computer Wrestling: The Program of Champions by Lee Felsenstein Forget Me, Forget Me Not by Avery Johnson PLATO Makes Learning Mickey Mouse by Elisabeth R. Lyman Charged Couples by Sandra Faye Carroll Xeroxes and Other Hard Copy off Your CRT by Bill Etra The Kit and I, Part Two: or Power to the Computer by Richard W. Langer How Computers Work by Joseph Weizenbaum Personally Yours from IBM by Eben F. Ostby A Payroll Program for Your Small Business by Robert G. Forbes Memories Are Made of This by Lee Felsenstein Memory, Memory, How Much Memory? by Stan Veit Software—The Genie in the Bottle by Tom Pittman Your Computer or Your Wife by Susan Gilpatrick

Every monthly issue keeps you abreast of the latest microcomputer applications for home, school, and office. Written by professionals who know how to present microcomputing in a lively, readable, and understandable fashion, ROM is fun. ROM is instructive. ROM is everything you ever wanted in a computer magazine.

Look what you've been missing without your monthly ROM!

Plus columns by Ted Nelson, Andrew Singer, Bill Etra, and A.I. Karshmer, on Artificial Intelligence, The Future, The Human Factor in Computing.... Plus practical software, listings, documentation, new peripherals, interfaces, games.... And more, much more.

ROM COMPUTER APPLICATIONS FOR LIVING			ROM Publications Corp. Route 97, Box B Hampton, CT 06247
Name _____			
Address _____			
City _____	State _____	Zip _____	
U.S.A.: <input type="checkbox"/> One year \$15 <input type="checkbox"/> Two years \$28 <input type="checkbox"/> Three years \$39			
Canada & Mexico: Please add \$2/yr. additional postage			
Europe & South America: Please add \$12/yr. additional postage			
All other continents: Please add \$24/yr. additional postage			
<input type="checkbox"/> Check/money order encl. <input type="checkbox"/> Master Charge <input type="checkbox"/> BankAmericard			
Exp. date _____		Card# _____	
Please allow 4-6 weeks for delivery.			

output elements from the cerebellar cortex which are fired in sequence by the same parallel input fiber fall on the same group of neurons in a cerebellar nucleus, they will keep that group inhibited, and the associated motion in progress, for as long as the sequential firing of output elements is maintained in the cerebellar cortex. This will then determine the extent of the motion. The cerebellar nuclear cells are OR gating the output sequence of the cerebellar cortex.

It follows then that if some high level command system computes the type, direction and extent of a required motion, it can pass this information to the cerebellum in a parallel form as a select request for a particular set of input elements, and perhaps a set of gating and switching elements as well. This request will set in motion a time sequence of activity in the cerebellum, which will be appropriately modified by interaction with other current activity in the cerebellum, and output as a motion in space with a particular duration of action and spatial extent. Meanwhile, the requesting device is free to go about its business.

There are many kinds of activity which rely heavily on this type of control, and many of them are learned activities. A good example is playing the piano. This is clearly a learned sequence of movements, but once learned, the action is too rapid for guidance by feedback from ear or eye. It has been suggested that the learning of such motor sequences may proceed through the formation of new functional connections in the cerebellum, so that the end elements of one sequence become select inputs for the next sequence. In any event, we certainly could do it this way.

The action of the cerebellum involves a large analog component, and although this could be, indeed has been, modeled with a fast processor and an array of digital words to represent the states of output elements, this may not be the best approach. A device which offers great promise for a very close analog to cerebellar operation is the surface acoustic wave (SAW) device which transforms electrical signals into surface waves on a piezoelectric medium, manipulates them in unique ways related to their travel time, and regenerates electrical signals at the outputs. A similar result can be achieved with charge transfer devices. Tapped delay lines are easily made, and many such in parallel on a chip have been used for such tasks as electronic focusing of imaging systems. This technology would seem to offer a splendid opportunity for developing a "cerebellar chip." An excellent review of these devices can be found in Brodersen and White's article in the March 18 1977 issue of *Science*.

Higher Motor Systems

Turning now to the motor structures of the higher brain regions, we find two which stand out as particularly important, the basal ganglia and the motor cortex. These structures operate in an interactive fashion in a supersystem which also involves parts of the thalamus, and which has important inputs from systems whose principle functions are best regarded as cognitive and emotional rather than motor. At this level of motor organization, the distinction between concept, desire, and action begins to blur, and these "motor" systems may also be involved in at least certain motor oriented aspects of other functions. It is somewhat misleading, but probably necessary, to discuss separate functions for the higher motor systems. The fact that they are parts of a functional supersystem should be borne in mind.

The motor cortex, more accurately called the somato-motor portion of the cortex, was once thought to be the highest level of motor integration in the brain because of the late evolutionary development of the cortex. It now appears however that it is more properly viewed as a specialized parallel processor system which has been developed to refine and increase the resolution and processing speed of functions which are directed from older structures. A notable feature of the somato-motor cortex is a massive projection of large fast axons which run all the way down the spinal cord and end directly on the LMNs. Along the way, these axons give off many branches to higher level motor centers of the medulla, pons, cerebellum, etc. It appears that this direct communication from highest to lowest levels of the system allows high level command systems to reach around the motor automaton hierarchy for direct intervention. It is obvious that this type of control must be available to a system which is to have a behavioral repertoire that is not built solely of stereotyped action patterns. This is particularly true if the system is to have the capability of constructing novel behavior patterns, either to meet a particular problem, or to serve as a basis for learning new behavioral repertoire items.

A Sense of Touch

Although systems such as the cerebellum and the basal ganglia have direct communication with the hierarchical motor system to control the many motor stereotypies which it automatically generates and regulates, they also both access the somato-motor cortex, and apparently provide most of its direction and control. The somato-motor cortex then may be viewed largely as an extensive decoder for cerebellar and basal gang-

NCC '78 has what it takes. Everything.

The 1978 National Computer Conference has what it takes to keep you up-to-date on the latest developments in computing and information processing. NCC '78 brings it all together in a conference of unparalleled breadth and diversity...the largest exhibit of computer products and services ever held, a major technical and professional program, a professional development series of seminars, a landmark Personal Computing Festival, featured addresses by leading industry authorities, and much more.

Mark down the time and place, June 5-8 in Anaheim, and plan now to explore new frontiers in information processing at NCC '78.

At NCC '78 you'll get a closeup look at the latest computer hardware, software, systems, and services...all under one roof at the biggest computer show on earth. More than 350 organizations, occupying over 1,300 booths, will be on hand to demonstrate their latest offerings and to discuss cost-effective solutions to your data processing problems.

And this is just one part of the picture. To meet your information needs, a technical and professional program of approximately 100 sessions will cover

25 topic areas dealing with computer methodology, applications, systems, and societal concerns. Supplementing this program will be a professional development series of 12 tutorial seminars...each available for a separate nominal fee. In addition, a special Personal Computing Festival will be held in the nearby Disneyland Hotel complex. Included will be commercial exhibits of consumer computing products; a program of papers, presentations, and tutorial sessions; and a competition featuring individually-designed microprocessor systems and applications.

Act now to make sure you're part of the year's one computer conference that has what it takes to keep you up-to-date on new frontiers in computer technology, applications, and management techniques. Return this coupon to obtain your complimentary subscription to *NCC Preview*—a fact-filled newsletter covering all NCC activities and events. Or, preregister now for the full conference and receive special discounts and other benefits.



- I wish to preregister for NCC '78, and have enclosed \$60 covering conference sessions, exhibits, other activities, plus preregistration benefits.
- Please send me all the facts about NCC '78, including future issues of *NCC Preview*.
- My company is interested in exhibiting at NCC '78.

Name _____

Company _____

Street _____

City _____ State _____ Zip _____

BYT

NCC '78...
New Frontiers in
Information Processing
 c/o AFIPS, 210 Summit Avenue
 Montvale, N.J. 07645
 telephone: 201/391-9810

lia initiated actions. There is one situation, however, in which the somato-motor cortex is itself the originating device for motor function. That situation is the control of action based on feedback information from the sense of touch. The reason we refer to it as the "somato-motor" cortex is that this region not only contains the neurons which give rise to the axons controlling the lower motor systems, but also the neurons which receive the input from the touch receptors in the skin. The sense of touch is technically referred to as "somesthesia." The special relation of the sense of touch to this system is explained by the fact that a great deal of fine motor control is under feedback control derived from the various transducers for pressure and other sensations which comprise the sense of touch. This is especially true of organisms such as human beings which place so much behavioral emphasis on the control of precise manipulative movements. While a great many movements which are under feedback control may initially be under visual guidance in reaching the general area, the fine control of the later stages is generally under the control of feedback from touch receptors. When you pick up an object with your hand, it is not your eyes which tell you how hard to squeeze, or just how to grasp. (Have you ever used a keyboard that didn't provide tactile feedback?) The somato-sensory function of the somato-motor cortex involves elaborate encoding schemes which are similar to those which we will consider later with the other cortical sensory systems. For now, suffice it to say that this information may act directly on the motor output aspects of this region to initiate motor activity in those cases where touch information is the appropriate controlling input. In other cases, this information may be used to provide correction to outputs of the somato-motor region which are being initiated and controlled from other structures.

The somato-motor cortex receives its principal control inputs from a group of nuclei in the thalamus, which in turn receive the major share of their input from the cerebellum and the basal ganglia. These thalamic nuclei thus serve as preprocessors which synthesize directives for the sensorimotor cortex out of requests from several systems.

Homing in on a Stimulus

The final portion of the higher motor system which we shall consider in detail is the collection of nuclei known as the basal

ganglia. I shall use this term to include some nuclei of the mesencephalon and diencephalon as well which function largely in conjunction with the basal ganglia.

Just as the cerebellum is heavily involved in the operation of feedforward and dead reckoning kinds of control, the basal ganglia are primarily involved in graded, feedback controlled movements, particularly those of a learned nature, or those under direct conscious control. It can probably be regarded as the highest level in the command system which has a primarily motor oriented function.

The structure of the basal ganglia at the neuronal level is entirely different from that of the cerebellum. There is no obvious pattern of spatial arrangement to its neurons, although both local and output elements can be identified. The local elements are much more numerous than the output elements, and form an extensively branched system within the basal ganglia. It appears that most of these have an inhibitory action, so that neighboring elements are quickly turned off by any activity. Some of these connections are recurrent, so that input driven elements, too, tend not to remain active beyond an initial response to input. This is in sharp contrast to the situation in the cerebellum where the entire principle of operation is based on a propagated response in a neuronal network, initiated by a single input. The action of the basal ganglia is of a sort called "self-quenching." That is, an input will initiate a burst of activity, but unless the input is maintained, or augmented by another input, it will rapidly inhibit itself. This is true not only because of the local recurrent inhibitory neurons of the basal ganglia, but also because of negative feedback loops from the basal ganglia to its inputs which tend to damp their initial activity. Notice the similarity of basal ganglia action to that of a differentiator. If one could consider the space coded byte of the active input elements to the basal ganglia as encoding some static scheme of output for motor behavior, the temporal output byte of the basal ganglia might be thought of as having properties similar to the first time derivative of the behavior specified. This output would then be decoded into commands to the motor cortex, cerebellum, and reflex motor system. By outputting this time decaying command, it is ensured that the behavior will not continue unless (1) the command is sustained by some other means, or (2) a new command set is tried, producing a new set of

Get Your **FREE** Subscription*

Find out all the *LATEST* details about the

SECOND

WEST COAST COMPUTER FAIRE COMIN' ON STRONG

- A Major Conference Program
(published *Faire Proceedings* to be available, on-site)
- Banquets with Fascinating Speakers
- A MASS of Exhibits

Months Before the Second Faire,

the following 61 companies had already formally requested exhibit space:

Administrative Systems, Inc.	Digital Group	Paratronics, Inc.
Alexander Computers	Digital Research	People's Computer Co.
Anderson Jacobson, Inc.	Dymax	Phonics, Inc.
Apple Computer, Inc.	Electronics Emporium International	Processor Technology
Automated Business Systems	Godbout Electronics	Promedics Data Corp.
Berg Publications	Heuristics, Inc.	Quay Corp.
BITS	Ibex	RCA Laboratories
Business Solutions, Inc.	Integrand Research Corp.	SD Sales Co.
Byte Publications	Interface Age Magazine	Smoke Signal Broadcasting
Byte Shops of Arizona/Micro Age	International Data Systems, Inc.	Solid State Music
California Business Machines	Ithaca Audio	Southwest Technical Products Corp.
Camelot Publishing Co.	Jade Co.	Standard Engineering Corp.
Cherry Electrical Products Corp.	Logical Machine Corp.	Sybex, Inc.
CMC Marketing Corp.	Micromation, Inc.	Technical Publishing Co.
Compucolor Corp.	Motorola, Inc.	Technico, Inc.
Computer Kits	Mountain Hardware, Inc.	Tri-Tek, Inc.
Computer Room	Neutronics	United Technical Publications
Computer Warehouse Store	Newman Computer Exchange, Inc.	Vector Graphic, Inc.
Creative Computing	North Star Computers, Inc.	Ximedia Corp.
Cromemco, Inc.	Osborne & Assoc., Inc.	Xybek
	Page Digital Electronics	

FIRST West Coast Computer Faire

HAD

- almost 13,000 people
 - around 180 exhibitors
 - almost 100 conference sessions
 - four banquet speakers
- all in just TWO days*

SECOND West Coast Computer Faire

is THREE days long

March 3 - 4 - 5, 1978

9am-6pm 9am-6pm Noon-5pm

San Jose Convention Center, San Jose, California
in the middle of Silicon Valley

*** Get the FREE Silicon Gulch Gazette** *for all the latest details:*

- Send us your name & mailing address
- The *Gazette* -- a tantalizing tabloid touting the Faire & offering

"hot news" and "raging rumor" regarding home & hobby computing.

COMPUTER FAIRE

BOX 1579, PALO ALTO CA 94302

(415) 851-7664

self-quenching output pulses. This feature is essential if the continuation of a behavior is to be made contingent on its consequences. The basal ganglia in fact have sets of inputs which are precisely configured to achieve this contingency.

The outputs of the basal ganglia run principally to: the thalamus and thence to the motor cortex; to the motor nuclei of the mesencephalon and thence to the sub-systems of the reflex motor apparatus; and to the motor nuclei of the pons and thence to the cerebellum. The basal ganglia are thus in a position to transmit information and commands to all aspects of the motor system. There is little here that is not understandable in terms of principles we have already dealt with, and it requires no elaboration.

The inputs to the basal ganglia, on the other hand, are the key to understanding its function. There are three major components of the input. First, the entire cortex projects fibers into these nuclei. These fibers, and those of the second component which arises from the thalamus (a structure which organizes the activity of the cortex, and processes IO for it), tend to make contact with a few specific neural elements in the basal ganglia. These two input groups may be thought of as specifying discrete patterns of activation which are encoded by an action like a series of cascaded AND gates into a pattern of activity, or potential activity, on the output lines of the basal ganglia. If output continuously, these outputs could be decoded by lower motor structures into specific movements. It appears however that these inputs alone are insufficient to sustain much activity in the face of the strong local inhibition generated by their own action.

The third input component to the basal ganglia arises from a group of nuclei which are related to other brain systems that detect the rewarding or punishing quality of the stimulus pattern being decoded by the sensory systems. This input component has a very different distribution; it branches widely within the basal ganglia, each axon making synapses with tens of thousands of neurons. As a result, it cannot specify any very specific pattern of activation in the basal ganglia. Its action is diffuse, and principally temporarily coded. On the other hand, it can exert a widespread gating action on all ongoing basal ganglia activity. Thus, an input containing information about the intensity of the organism's emotional response to the results of ongoing behavior is capable of sustaining or inhibiting the next phase of the behavior. Given the self-quenching nature of activity in the basal ganglia, it is easy to envision a process by which a

behavior "suggested" by the cortical and thalamic inputs is only sustained if the initial input results produce a sustaining input which strengthens the initial activation pattern, perhaps by summing with it to overcome the self-inhibition. The third input component is of course ideally situated for such a function.

In its most primitive form, this scheme results in a sort of "homing device" which will cause an organism to follow an increasingly intense stimulus, such as odor, to its source, such as food. That is, as the searching and locomotor patterns generated by the animal result in increases or decreases in the intensity of the pleasurable stimulus, they are appropriately facilitated or eliminated. Out of this simple feedback guidance mechanism, a host of more elaborate behaviors are developed, by evolution and learning, with the aid of the immense processing power of the cortex to provide detailed analysis of the environment and to generate more complex patterns of behavior for trial.

At the present time, we cannot precisely specify the pattern of detailed connections in the basal ganglia which results in these actions. The nature of its operation is inferred indirectly from evidence derived by stimulating its inputs or disabling its outputs. This evidence seems to establish that normal operation of the basal ganglia is essential to orientation and approach to stimuli, and initiation of voluntary behavior and complex learned behavior, particularly that involving anticipatory actions. The convergence in the basal ganglia of processed sensory information from many areas of the cortex provides a source of feedback information which can interact with and modify basic action plans generated by other cortical areas. Damage to the basal ganglia causes a loss of the ability to modify complex actions and judgements on the basis of sensory feedback. (This sort of feedback modification is distinct from the nonspecific *sustaining* action of feedback from the reward detector circuitry.) Finally, as predicted by the model outlined above, damage to the diffusely connected third input component results in failure to initiate behavior or orient to and approach stimuli, while stimulation of this component results in continuation of the immediately preceding behavior.

There is also a growing body of evidence to indicate that the type of learning called "operant conditioning" (see the preceding article in this series) may depend on, or even occur in the basal ganglia. This type of learning essentially involves an increase in the future ability of a behavior pattern to compete with other potential behaviors if it



THE FIRST WEST COAST COMPUTER FAIRE

A Conference & Exposition
on
Personal & Home Computers

CONFERENCE PROCEEDINGS

of the largest convention ever held

Exclusively Devoted to Home & Hobby Computing

over 300 pages of conference papers, including:

(Topic headings with approximate count of 7"x10" pages)

- | | |
|---|--|
| Friday & Saturday Banquet Speeches (16) | Entrepreneurs (6) |
| Tutorials for the Computer Novice (16) | Speech Recognition & |
| People & Computers (13) | Speech Synthesis by Computer (14) |
| Human Aspects of System Design (9) | Tutorials on Software Systems Design (11) |
| Computers for Physically Disabled (7) | Implementation of |
| Legal Aspects of Personal Computing (6) | Software Systems and Modules (10) |
| Heretical Proposals (11) | High-Level Languages for Home Computers (15) |
| Computer Art Systems (2) | Multi-Tasking on Home Computers (10) |
| Music & Computers (43) | Homebrew Hardware (8) |
| Electronic Mail (8) | Bus & Interface Standards (17) |
| Computer Networking for Everyone (14) | Microprogrammable Microprocessors |
| Personal Computers for Education (38) | for Hobbyists (18) |
| Residential Energy & Computers (2) | Amateur Radio & Computers (11) |
| Systems for Very Small Businesses (5) | Commercial Hardware (8) |

---- plus ----

Names & addresses of the 170+ exhibitors at the Computer Faire

Order now from:	Proceedings:	\$12.00	(\$11.95, plus a nickel, if you prefer)
Computer Faire	Shipping & Handling:	.68	(Write for shipping charges outside U.S.A.)
Box 1579	Outside California:	\$12.68	Payment must accompany the order.
Palo Alto CA 94302	Californians Add:	.72	6% Sales Tax
(415) 851-7664	Inside California:	\$13.40	Payment must accompany the order.

april, 1977 • san francisco

is followed by activation of the reward system. To achieve this, all that would be required in addition to the basal ganglia model we have described here would be provision for activity in the diffuse input from the reward system to lower the firing threshold of neurons which were active at the time of this input. No such mechanism is presently known, although it is suspected, but in our robots it would be easily contrived.

An electronic analog of the model of basal ganglia action described here is shown in figure 5. (This model does not include the learning function just described.) The essential features are: the provision of a set of gates to encode the simultaneous inputs from the many cortical regions which contribute to the design of the behavior; a circuit which shuts off the encoded output after a brief delay; and an enabling bus representing the input from the reward system which inhibits the shut off circuit on active gates. This model is only illustrative, and better ones could be designed to mimic basal ganglia function. For example, the intensity of activity in the enabling bus should be employed to modulate the intensity of the output.

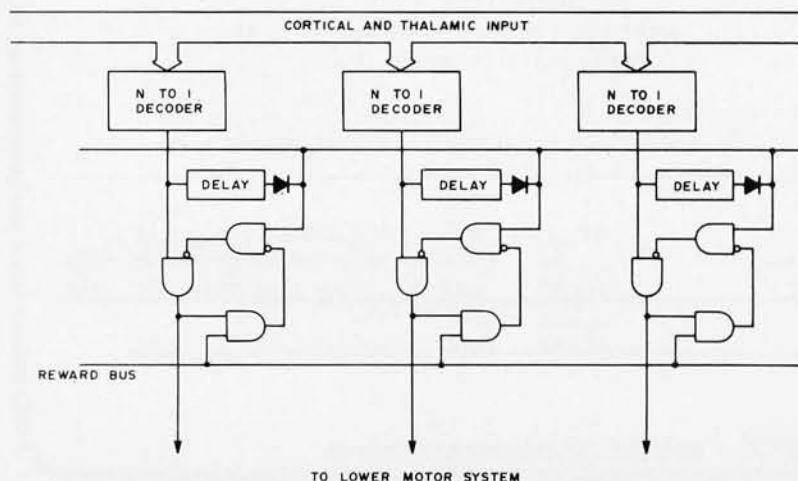
In practice, considering the very large number of gates required, and the fact that operation of the system is slow since it requires direction from physical results of actions, it will probably be best to simulate much of the gating and modulation in software on a fast processor. A few relevant principles are worth noting here. The ratio of input to output lines in the basal ganglia is very high. It receives input fibers from the entire cerebral cortex, which is by far the largest structure in the human brain. Output neurons on the other hand comprise less than five percent of the neural complement of the basal ganglia. Clearly a great deal of

encoding takes place here; output line permutations are selected by gating an enormous number of inputs. Consistent with this, the outputs undergo an equally enormous decoding and fan out into the entire downstream motor system, ultimately specifying the actions of billions of LMN units. The basal ganglia outputs thus represent a "narrow spot" in the system, through which most of the organism's complex goal directed behavior passes. Similarly, the reward system which provides the gating or modulating input to this information flow represents the ultimate distillation of analysis of the entire sensory world of the organism as it pertains to reward. The amount of processing going on at higher levels to generate behavior patterns, and the amount required to evaluate their effectiveness is awe inspiring. Yet, the closing of this most complex feedback loop of all time is carried out relatively easily thanks to interaction at the "narrow points" of the two systems in a simple decision to keep going or quit doing what you're doing. The need for specific feedback to the behavior generating elements is thus eliminated. They simply try something else which they derive from established hierarchies or generate from similarities with past situations.

If we are to provide the capacity for robot behavioral systems to modify large scale behavioral strategies on the basis of evaluation of their effects, or if we wish to provide an operant conditioning capability, it will be necessary to gate or modify massive amounts of information. The most hardware conservative approach may well be to emulate the basal ganglia system by allowing a simple statement of the evaluative system's reaction to perform a "more or less" modulation of the output of the behavior generators at a highly encoded "narrow spot," and leave the behavior generators to try again according to trial and error algorithms, rather than trying to correct them directly. Specific feedback information of a nonevaluative sort, such as corrections to intended position from visual observation of the limb, become part of the command pattern prior to modulation by the evaluative system, simply by being part of the input pattern to be processed in generating the next attempted output patterns. These inputs could be handled by a software gating system, given processor speed, and the intensity of the evaluative function could be digitally coded and applied by software arithmetic rather than by mimicking the brain's analog system.

Having looked at the detailed operation of some of the important components of the brain's motor output system, let us finish

Figure 5: An equivalent block diagram approximating some of the basic relations of the brain's basal ganglia (striatum).



**CONVERT ANY TV
TO A HIGH QUALITY MONITOR**



- Hot Chassis or Transformer sets
- 64-80 characters per line
- By-passes tuner & I.F.
- Normal viewing unaffected
- Safe—Easy installation
- ACVM Hi-Resolution \$24.95 ppd
- RFVM Ch2-6 Modulator \$9.95 ppd

VAMP INC. Box 29315
Los Angeles, Calif. 90029
Calif. Residents add 6% Sales Tax

Circle 122 on inquiry card.

Are you in the process of designing a turn-key computer system?

Do you have problems interfacing the hardware?

Then you need the hardware specialist
COMPUTER MACHINE SERVICE.

CMS is in the business of assembling and repairing of microcomputers and equipment.

CMS is not in the business to sell computer equipment.

Our primary objective is to provide assembly service of the highest quality as well as prime quality repair service on microcomputers and data communications equipment.

For information call: 213-328-9740
or 213-328-9760

Or write: **Computer Machine Service**
2909 Oregon Court
Torrance, CA 90503

**FOR ALL YOUR HARDWARE PROBLEMS
CMS IS THE ONE TO CALL.**

Circle 25 on inquiry card.

IT'S A GREAT BIG COMPUTER WORLD
But You Only Need
THE COMPUTER CORNER

- SOL — A New Dawn Is Here!
- IMSAI 8080
- POLY — 88
- TDL Z-80
- Memories & I/O Boards

- Computer Book Service
- Magnetic Tapes & Disks
- Full Line of Magazines
- Brain Games & Puzzles
- Workshops & Club Information

Visit **THE COMPUTER CORNER** for all your computer needs. Stop in and browse — you'll like our personal service.

THE COMPUTER CORNER
White Plains Mall — Upper Level
200 Hamilton Avenue
White Plains, New York 10601
Tel: (914) WHY - DATA

Ample Parking
10-6 Daily & Saturday
10-9 Thursday

Circle 21 on inquiry card.

**DATA ACQUISITION
SYSTEM ON A CHIP**

Nat. ADC 0816. 8-bit
A/D converter, 16 channel
multiplexer, latched address
inputs and TRI-STATE
latched outputs. Interface
up to 4 joysticks.

Microprocessor compatible.
Easy interface to 8080,
6800, 6502, 1802.
\$26.00 ea., pp. W/SPECS
SPECS, only .50 each

Send check or money order to:

YESTRONICS



P.O. Box 1892
South Hackensack
New Jersey 07606

New Jersey residents add 5% sales tax.

Circle 129 on inquiry card.

Convert your micro into a powerful **BUSINESS** system by adding a **DISYSTEM** multiprocessing satellite for word processing and file management.

- Super smart floppy controller with powerful resident DOS such as CPM or ISIS
- Expanded memory capability through 24-bit memory addressing
- Dual main processor architecture with several I/O ports for expanded peripheral service

Delivered assembled and tested. Now available in kit also, with all PC boards, passive devices and TTL gates\$310.00

Specify S-100, Intel MDS/SBC or other bus option. Send \$2.00 for detailed 20 page report with schematics (refund if report is returned by return mail) to:

SYSTEMATHICA
CONSULTING GROUP Ltd

P. O. BOX 10154 PITTSBURGH, PA. 15232
(412) 621-8362

61 AV. DE CHAMPEL CH-1206, GENEVA

P. O. BOX 488 PICKERING, ONT. L1V 2R7

Circle 113 on inquiry card.

SERVICE!!!

TIRED OF WAITING 2 MONTHS?

**National
Digital**

Diagnostics... CAN HELP!!!

Your equipment is ordinarily on its way home within 5 days of its arrival.

SPECIALISTS IN SERVICING OF:

All S-100 Bus Micro Processors & Peripherals, TTL Circuits, "Home Brew Projects", other Micro Processors.

- Estimates Given Before Work is Done
- Equipment Returned C.O.D.

WHEN SENDING EQUIPMENT:

- Ship via UPS Insured,
- Include hardware documentation & Schematics, if available,
- Include flat rate diagnostic fee of \$10 in check or money order. (Will be applied against cost of any repair work done.)

FOR MORE INFORMATION CALL:

N.Y.C. (212) 929-1694
L.I. (516) 334-3998

NATIONAL DIGITAL DIAGNOSTIC
P.O. BOX 728 - NEW YORK, N.Y. 10011

Circle 81 on inquiry card.

**COMPUTER MART
OF
NEW HAMPSHIRE**

DEALERS FOR:

**TDL ICOM IMSAI
DIGITAL GROUP
KIM-1 APPLE II
MICROMATION
ALPHA
MICRO
SYSTEMS
TEI AND MANY MORE**

170 MAIN STREET
NASHUA (603) 883-2386

Circle 26 on inquiry card.

**THE
COMPUTER
HARDWARE
STORE INC.**

Dealers for:

APPLE II, IMSAI
VECTOR GRAPHIC, KIM-1
TECHNICO, OAE
CYBERNEX, JIM-PAK
TERMINALS, PRINTERS
BUSINESS SYSTEMS, BOOKS
SOFTWARE AND MUCH MORE

CATALOGUE AVAILABLE

818 Franklin Street Alexandria, Virginia (703) 548-8085
9 West Cary Street Richmond, Virginia (804) 780-0348

Circle 23 on inquiry card.

TYSON'S CORNER, VIRGINIA
(WASHINGTON, D.C. AREA)
**THE
COMPUTER SYSTEMS
STORE**

"Specializing in Systems"

FEATURING:

Processor Technology	Lear Siegler
Poly Morphic	DEC
Diablo	SWTPC
E & L	Seals
Vector Graphics	Digital Group
Apple	TDL
CROMEMCO	Books — Magazines

COMPUTERS FOR HOME, SCHOOL, & SMALL BUSINESS
Our staff will help you select from the best of each manufacturer to complete the system best suited to your needs.

SPECIAL: LEAR-SIEGLER ADM 3A



COMPUTER SYSTEMS STORE

1984 CHAIN BRIDGE ROAD, McLEAN, VA. 22101
TELEPHONE (703) 821-8333
OPENING SOON
ALEXANDRIA, VA • NORFOLK, VA • BALTIMORE, MD • ORLANDO, FLA

Circle 30 on inquiry card.

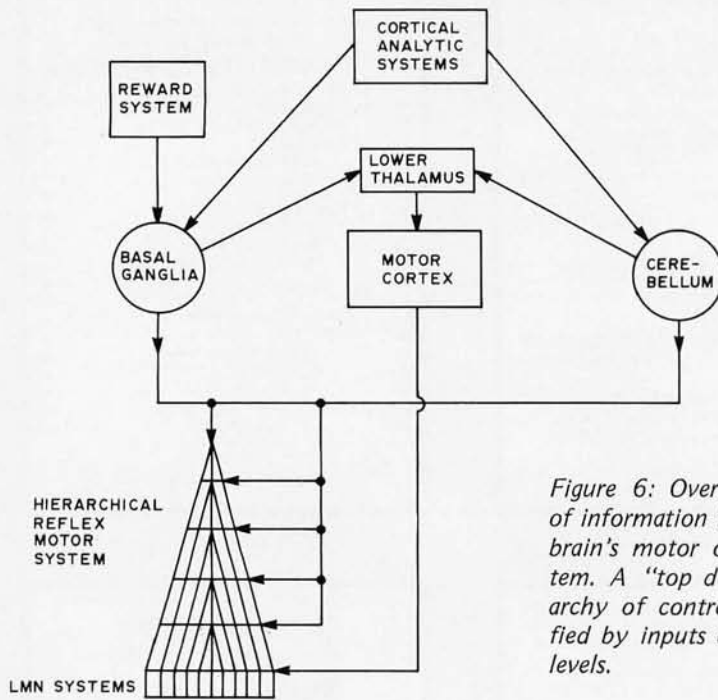


Figure 6: Overall pattern of information flow in the brain's motor output system. A "top down" hierarchy of control is modified by inputs at multiple levels.

with it by looking at a schematic summary which emphasizes the interactions of the different parts of the system. Figure 6 shows the main routes of information flow in the system, together with the major controlling inputs. Some of the "black boxes" such as "reward system" will be covered in future articles.

One of the outstanding features of the system taken as a whole is that it does function in an organized and integrated way, despite the fact that its parts are in many ways autonomous, and certainly not synchronized in their operation. A key to this capability is the provision of status information to each unit of the system by each of its neighbors, and the ability of each to employ this information in an intelligent way in formulating its own output. A further refinement is the provision of a structure such as the cerebellum where status information from diverse systems can interact to generate correction information which returns into the main line of the relevant systems. Wide scale availability of information from special movement relevant sensory input systems is another unifying feature.

If we leave out the "behavior generating system," which is properly a decision making system to be considered later, not a system for execution, we can discern four major portions of the motor system (although some structures service more than one portion). The first is a system which handles most of the routine traffic according

to established rules, and provides automatic elaboration according to established rules when given high level commands. The second is a system which converts parallel statements of action patterns into serially executed instructions to the first system. The third system provides a highly intelligent output terminal which can access the final output elements directly in the service of any of the higher systems on request. The essential feature here is that it is a parallel control for refined special purpose control, and is not necessary for most routines. Finally, a fourth system provides for interaction of the high level decision making systems with elaborately processed feedback information to generate complex instructions to the other systems, after screening them for effectiveness.

In this constellation of functions, we find the capability to deal with rapid emergency movements, automatic compensation for externally imposed deviations, fine graded control under the direction of any sensory input, and the execution of arbitrary novel patterns. The organizing principle which seems to best define the system is its emphasis on successively more abstract command functions at higher levels in the system, and a corresponding increase in "situation free" statements. That is, a high level element can issue a "walk" command without being concerned about the nature of the terrain. It has distinct analogies to high level programming languages. We shall see a similar organization in reverse in the sensory systems, where detailed information at the receptor level is gradually reduced to powerful statements of object recognition, independent of details of the sensation as the information ascends in the system.

Even with all of this elaborate apparatus to direct and coordinate body motion, the problem of movement in the generalized environment remains a challenging one. Despite the massive investment in processing power that the brain has devoted to the problem, we still fall down sometimes. Producing a robot system that even approaches the brain's abilities will be a great challenge. ■

BIBLIOGRAPHY

Elementary

Llinas, R, "The Cortex of the Cerebellum," *Scientific American*, January 1975.

Advanced

Kornhuber, H, "Cerebral Cortex, Cerebellum, and Basal Ganglia: an Introduction to Their Motor Functions," *Neurosciences, Third Study Program*, Schmitt, F, and Worden, F, eds, MIT Press, Cambridge, 1974.

Languages Forum

Reactions to Previous Comments

Leigh Janes
23B Robbins Ln
Rocky Hill CT 06067

I'd like to comment on some of the items in your November 1977 Languages Forum, page 190.

I think Glen Taylor's idea for a "personal computer language development society" is great! I only hope he gets people whose minds are open enough to be able to borrow the strengths of any existing language. Alas, I am not experienced in microcomputers nor language design; the only thing I could offer is enthusiasm and a little experience in using some of the current languages (although I never did discover how to actually use LISP).

If Jeffrey Kenton can't offer Peter Skye anything other than a prophecy of failure, he should have saved his time and stamp. ("The proposed PL/Skye will make no one happy." You never know, Jeff, it might be ecstatic.) RPG on a micro? Super idea! (The premise is that anything which helps make any computer easier to use is a good idea.) Terrible early experiences with PL/I? That's no reason to quit; surely we can learn from that and do better in the next attempt.

My only contact with PASCAL has been via *A Primer on PASCAL* by Conway, Gries and Zimmerman which leaves out a lot of stuff (because it is really a primer on programming which merely uses PASCAL for its examples). My objections to what I've seen of PASCAL are: the apparent necessity of "declaring" every symbol in the program before using any of them; the apparent requirement of *numbering* a statement to go to (I want to name it); and the clumsiness of character string handling. ■

CBASIC MEANS BUSINESS

AVAILABLE FOR
IMMEDIATE DELIVERY

An Advanced, Comprehensive,
Commercially oriented, Compiler/
Interpreter BASIC language facility
designed for use with the
CP/M™ OPERATING SYSTEM

CBASIC FACILITIES INCLUDE:

DISK ACCESS — Sequential and Random Files. Fixed and Variable length records.

PRINT USING allows sophisticated formatting of output to both the Printer and Disk Files.

FOURTEEN DIGITS of numeric precision.

LIBRARY FACILITY supports "Canned" procedures which are included at compile time.

LINE NUMBERS are not necessary on every line. They are needed only to transfer control.

VARIABLE NAMES can be up to 31 characters long.

STRING manipulation facilities include MATCH, LEFT\$, RIGHT\$, MID\$, LEN, Concatenation, Arrays and More.

PEEK, POKE, CALL, WHILE . . . WEND, TRACE, Printer Selection, Multiple lines per statement. Remarks that don't take space, IF . . . THEN . . . ELSE, Logical Operations, INPUT LINE to enter text including commas and special characters, READ LINE to read text files and MORE.

FOR ONLY \$99⁹⁵

Including Extensive User's Manual
Manual only \$15.00

BUSINESS APPLICATIONS PROGRAMS For CP/M Users:

QSORT — A Full-Diskette Sort/
Merge (in 8080 code) with
Documentation \$ 95

UTILITIES — Including a Full-Disk
Copy and Memory Test \$ 40

GENERAL LEDGER — A Generalized
Business GL designed for Account-
ants or Small Businesses. Includes
complete documentation.
Written in CBASIC \$995

**NAME AND ADDRESS FILE
SYSTEM** — Interactive Entry
program Adds, Changes, Deletes,
or Displays records. Prints labels
or reports of all or selected portions
of a file. Written in CBASIC \$ 79

To Order or For More Information, Write:

Structured Systems Group
5615 KALES AVENUE
OAKLAND, CALIFORNIA 94618
(415) 547-1567

California residents add 6½% Sales Tax.
Prepaid or COD only.

Dealer Inquires Invited

CP/M is a trademark of Digital Research.

A BIT OF THE BEST

—**Build Your Own Working Robot** by David L. Heiserman, published by Tab Books. This book will not tell you how to build Robbie, the robot of **Forbidden Planet**, or a classical android of science fiction. What it will introduce you to is the problems of making a robot mobile device called Buster III, using pre-microprocessor TTL integrated circuits for all logic functions. It is a must book for background reading, but much of the logic can be extremely simplified using today's microprocessor technology. Use this book as a first look at these problems from which you can build further and more elaborate solutions. Softbound, \$5.95.

—**Getting Involved With Your Own Computer** by Leslie Solomon and Stanley Veit answers the questions: "What can small computers do? Which is best for my purposes?" Whether your interest is business applications, word processing, education, security, etc., this lucid text will bring you in touch with an exciting new world destined to affect us all. \$5.95.



The Texas Instrument Reference Library



- Fingertip Math, \$2.95
- Software Design for Microprocessors, \$12.95
- The Great International Math on Keys Book, \$4.95
- TTL Data Book, \$4.95
- Semiconductor Memory Data Book for Design Engineers, \$2.95
- Transistor and Diode Data Book, \$4.95
- Power Semiconductor Handbook for Design Engineers, \$3.95
- The Optoelectronics Data Book for Design Engineers, \$2.95
- Understanding Solid State Electronics, \$2.95
- Designing With TTL Integrated Circuits, \$28.50
- Bipolar Microcomputer Components Data Book, \$2.95

NEW!

—**Computational Analysis on the Pocket Calculator** contains some 35 programs written for a specific programmable pocket calculator, the HP-25. These programs implement algorithms in number theory, equation solving, algebraic stability theory, calculus of power series, numerical integration as well as algorithms for the evaluation of special higher transcendental functions, such as the Gamma function, various Bessel functions, the error integral, and the Riemann zeta function.

A unified format has been chosen for the preparation of the programs. By means of the flow diagrams and the detailed descriptions that are provided, the programs are easily adapted to run on any calculator of comparable capacity. \$11.50.

—**The First West Coast Computer Faire Conference Proceedings.** Here's a big package of fascinating information and practical guidelines from the symposia held at the 1977 West Coast Computer Faire. **The First West Coast Computer Faire Conference Proceedings** contain 336 pages covering: tutorials for the computer novice; human aspects of system design; robots (including the text of a talk by science fiction writer Fred Pohl); computers for the physically disabled; legal aspects of personal computers; education; electronic mail; music with computers; hardware; software—the list goes on. This compendium will make a useful addition to your reference shelf, since it contains many hard-to-get items. You can't miss for \$12!

—William Ralph Bennett Jr's **Scientific and Engineering Problem Solving With The Computer** is one of the most exciting books we've seen in years. Besides teaching BASIC (which it does admirably), this lively, lucid book presents a wealth of imaginative and unusual applications programs taken from many disciplines (A sample exercise: "Using the algorithm in the text with the pair-correlation matrix from Hamlet, compute the most probable diagram path which starts with the letter T"). The exercises run the gamut from random processes to the dynamics of motion, from entropy in language to the Watergate problem. You'll discover BASIC applications in lasers and in the Fourier series and the law (!). In its diversity and elegant style, it ranks with Donald Knuth's works as a milestone in the art of computing. Hardcover, \$13.95.

___ Scelbi "6800" Software Gourmet Guide & Cookbook

___ Scelbi "8080" Software Gourmet Guide & Cookbook, both by Robert Findley. Have you tried cooking up a program lately on your 6800 or 8080 processor? Have you needed a dash of ideas on how to add spice to a program? Then the Scelbi "6800" Software Gourmet Guide & Cookbook and the Scelbi "8080" Software Gourmet Guide & Cookbook may prove to be quite useful additions to your library.


Both books contain a wealth of information on the 6800 and 8080 instruction sets, plus general programming techniques applied to the 8080 and 6800, conversion routines, floating point routines, decimal arithmetic routines, and much more. Order yours today and get a taste of what your processor can do. Both books are priced at \$9.95 each.

Old Favorites

___ **Basic BASIC** by James S Coan. If you're not already familiar with BASIC, James Coan's **Basic BASIC** is one of the best ways to learn about this popular computer language. BASIC (which stands for Beginner's All-purpose Symbolic Instruction Code) is easy to learn and easy to apply to many problems. **Basic BASIC** gives you step-by-step instructions for using a terminal, writing programs, using loops and lists, solving mathematical problems, understanding matrices and more. The book contains a wealth of illustrations and example programs, and is suitable for beginners at many different levels. It makes a fine reference for the experienced programmer, too. \$7.95.

___ **Advanced BASIC** by James S Coan. **Advanced BASIC** is the companion volume to James Coan's **Basic BASIC**. In this book you'll learn about some of the more advanced techniques for programming in BASIC, including string manipulation, the use of files, plotting on a terminal, simulation and games, advanced mathematical applications and more. Many useful algorithms are covered, including some clever sorting techniques designed to reduce program execution time. As with **Basic BASIC**, there are many illustrative example programs included. **BASIC** doesn't have to be basic with **Advanced BASIC!** \$6.95.

The Art of Computer Programming



Praised by many critics as the best books in their field, **The Art of Computer Programming, Volumes I, II and III**, are part of a projected seven volume omnibus survey of computer science now being completed by Donald E Knuth.

___ Volume I, **Fundamental Algorithms**, begins with a thorough discussion of the mathematics used in computer programming, followed by a treatment of information structures, stacks, arrays, linked lists, dynamic storage allocation, and trees. 634 pp; \$20.95.

___ Volume II, **Seminumerical Algorithms**, is concerned with random numbers, statistical tests, random sequences, as well as arithmetic (floating point and multiple precision), polynomials, and rational arithmetic. 624 pp; \$20.95.

___ Volume III, deals with **Searching and Sorting**, and as the name implies, the emphasis is on algorithms for sorting, including combinatorial properties of permutations, internal sorting, optimum sorting, and external sorting. Also included is a section on sequential searching, hashing, digital searching, and more. 722 pp; \$20.95.

A hypothetical assembly language called MIX has been developed by the author to illustrate programming examples throughout the series. MIX is easily convertible to other assembly languages.

Prof Knuth writes with style and wit (among many memorable quotes is one from *McCall's Cookbook!*). This classic work belongs on the reference shelf of everyone seriously interested in computer science.

Order By Telephone

WATS up? The BITS toll free hotline is now available for customer orders. Dial your bank card orders Monday through Friday between 9:00 a.m. and 5:00 p.m. Eastern Standard Time. **1-800-258-5477**. In New Hampshire, call 924-3355. Before you dial, please have ready your BankAmericard or Master Charge credit card number and expiration date, the titles of the books you wish, and your shipping address.
To call about an order—Please dial (603) 924-3355.

DIAL YOUR ORDERS ON THE BITS TOLL FREE HOT LINE: 1-800-258-5477.

In New Hampshire, call collect: 924-3355

Send to:

BITS, Inc.

70 Main Street

Peterborough NH 03458

Check Payment method:

___ My check is enclosed

___ Bill my MC No. _____ Exp. date _____

___ Bill my BAC No. _____ Exp. date _____



Name _____

Address _____

City _____ State _____ Zip Code _____

Signature _____

You may photocopy this page if you wish to leave your BYTE intact.

Total for all books checked \$ _____

Postage, 50 cents per book for _____ books \$ _____

Overseas, 75 cents per book for _____ books \$ _____

Grand Total \$ _____

Prices shown are subject to change without notice.

All orders must be prepaid.

In unusual cases, processing may exceed 30 days.

Programming Entomology

Gary McGath
7 Silver Dr
Nashua NH 03060

An entomologist is a bug expert. When he sees an insect, it isn't just a bug to him (in fact, he will vociferously protest that not all insects are bugs); it has a particular habitat, lifespan, favorite food, and breeding pattern. Nor is his knowledge just academic; he can tell you how to protect yourself from a harmful one by killing it or keeping it away.

The same sort of knowledge is necessary for programming. The skilled programmer knows what kinds of bugs may attack a program, how to track them down, and how to keep them from getting there in the first place. He knows the ways to get at particular bugs, as well as the general treatments which are effective against all of them.

The first thing to realize about bugs is that they don't appear by spontaneous generation. They have a creator, and their creator is the programmer. (Throughout this article, I am speaking only of user program bugs; hardware bugs are an entirely different breed, subject to different laws, and systems software may be beyond your control. No matter how outrageously the program is acting, it's only following orders. So what you have to ask about a bug in your program is: how did *you* put it there? What kinds of mistakes are you prone to make? If you caught a certain bug in one part of the program, might you have put the same kind of bug elsewhere as well? "Thou art God" . . . and thou must take care of thy creation.

But the fact that each programmer creates his own bugs doesn't mean there aren't species of bugs found in everyone's programs. Knowing about these species can be a great timesaver, especially when the species can be identified by the effects.

One of the most common bugs is the Clobbered Value, found where the programmer assumes the content of a register

or the value of a variable is the same as before, but it isn't. Take this attempt to exchange the values of two variables:

```
10 LET X = Y  
20 LET Y = X
```


This fails because when statement 20 is executed, the value of X has already been clobbered by the previous statement, with the result that Y never gets changed at all.

Clobbered Values are frequently found on subroutine exits. It's easy to write a harmless looking CALL or GOSUB (possibly to a routine you haven't written yet) and assume everything will remain the same. But strange things can happen if the subroutine unexpectedly changes some values.

A not too distant relative of the Clobbered Value is the Zapped Stack, found only in machine and assembly code. It appears most often by pushing items onto the program's stack at the start of a subroutine, then failing to pop them, or popping too many things at the end. Another way to invite this bug is to use the stack pointer for some other purpose during the course of a subroutine.

Subroutines are also the habitat of the Botched Call. A certain protocol is needed to call any particular subroutine. If, when you write a call to a subroutine, you expect a value to be returned in the wrong place, or you assume the subroutine will do something which it actually won't (or vice versa), this bug will have gained a foothold. The difference between a Clobbered Value and a Botched Call is that when you have the latter, the subroutine is doing the right thing; the calling program is just mistaken in its expectations.

Another species of bug lurks in jumps, branches, and GOTOS. The Branch Bug



Clobbered Value Bug:
Your program changes the value of a variable at a time and place which is unintended. The detection difficulty ranges from the obvious (after it is found) to the subtle (before it is found).

Zapped Stack Bug:
Stack oriented machines and software are both very egalitarian with respect to pushes and pops. They like to have the same number of items pushed as are later popped, or else they'll transform themselves from tranquil and placid programs into memory zapping monsters.



is so difficult to fight that serious attempts have been made to wipe out its habitat; languages and programming styles (structured programming) have been developed that use no jumps. The Branch Bug comes in two varieties: jumping to the wrong place, and jumping to the right place with inadequate preparation. The first of these is easy to produce in languages where statement labels have to be numbers (eg: BASIC and FORTRAN, especially BASIC, where every statement has to be numbered whether it's ever going to be a jump destination or not). The jump with inadequate preparation is similar to the Botched Call, but it can often be harder to figure out if the program has a complex flow pattern.

A few special methods are applicable to fighting the Branch Bug. One of these is program flow analysis. A look at the possible paths a program can take will often reveal some of these bugs. Is there a part of the program that can never be reached? Are there traps in the program, loops that can never terminate? Are there jumps which will result in variables being used without having been set to a value?

In languages like BASIC, where every statement is labeled, it's helpful to set off statements that can be reached by jumps either by using special statement numbers or by pointing them out in comment statements. In any language, the statements that can be reached by jumps should be logical breaking points in some sense, places where a new unit of work begins. Except in desperate situations where economy is all-important, jumps should be used to satisfy the logic of the program, not to save a few instructions.

If a subroutine call can be used instead of a jump, it probably should be used. A subroutine will send you back where you

came from, so figuring out the flow of the program is easier. For many purposes, you can treat a subroutine as a unit when studying the program; as a single instruction that happens to do complicated things. You can't do this with the instructions reached by a jump.

The next bug in our survey feeds on apples and oranges. More generally speaking, the Mismatched Unit is found where the units or dimensions of the quantities being used in a program aren't the ones actually needed. Take the program statement $LET V = D * T$, where D is a distance in miles, T is the time traveled in hours, and V is intended to be the traveler's average velocity in miles per hour. By using simple algebra on the units, you can see that the result obtained will be units of miles *times* hours, not miles per (ie: divided by) hour.

Bugs of this type are harder to spot when the mismatched variables are further apart in the program, but consistency will keep them from occurring. Simply be sure you know in advance what units each variable has to come in.

Assembly and machine language programming allow an especially messy type of Mismatched Unit to show up: mismatches between addresses and data, or between absolute addresses and relative addresses (values to be added to a base address). To avoid this bug, watch out for the different addressing modes of different instructions.

Another bug with a specialized habitat is the Fencepost Bug, named for its tendency to rest in problems like this one: "If you are putting up a wire fence 100 feet long, supported by posts every 10 feet, how many posts do you need?" Another name for this bug is the Boundary Condition Bug; it's always found in connection with the start or end of some sequence, where



Botched Call Bug: The Botched Call Bug is like the proverbial square peg in a round hole: Unless the peg or the edge of the hole yields, sparks will fly.



Branch Bug: Jumping blindly about in memory, the Branch Bug is always on a collision course with valid execution of a program.

special treatment is needed. One form manifests itself in confusion over whether the first element of a group is number 0 or number 1. Another is found in the attempt to relate each element of an array to the next, as in this statement:

```
IF T(I) < T(I+1) GO TO 100
```

Try this one setting I equal to the dimension of T.

Finally, we come to the most insidious of all bugs, the Timing Bug. The characteristic that makes this bug so fearsome is that a program infested by one may run correctly once but not the next time; it may even run correctly 99 times but fail on the hundredth, using exactly the same data each time. To make matters worse, running programs in single step mode will usually drive Timing Bugs into undetectable hiding.

As the name suggests, the Timing Bug is one that shows up depending on the order in which asynchronous events (events that have an unpredictable relationship in time) occur. Systems that have interrupt facilities are especially prone to being attacked by Timing Bugs, since an interrupt routine may be executed at a different point in the program each time it's run. An interrupt routine may, for instance, set up certain variables to be used by the main program. If another interrupt of the same kind can occur before the variables have been processed by the main program, and if that interrupt changes those variables, unpredictable results can occur. Yet most of the time, interrupts may not occur that close together, so the bad result is said to be nonrepeatable. This means that repeated runs of the program can't be used to systematically close in on the bug.

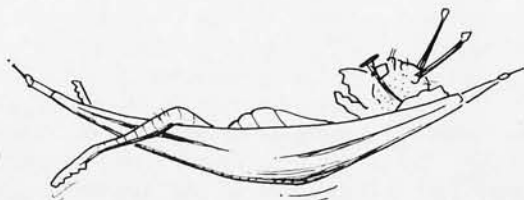
A Timing Bug can also live on direct memory access (DMA). Some mass storage devices can read or write data in bulk without the intervention of the processor, using those memory access cycles which the processor doesn't use.



Mismatched Unit Bug: A result of inadequate analysis of a calculation, the Mismatched Unit Bug results in strange elixirs. When both apples and oranges are thrown into the analytical engine, what is the nature of the juice which flows out?

The length of time a DMA transfer will take is, at best, very difficult to predict; so a Timing Bug can strike if memory which is accessed by DMA can be accessed or modified by the processor.

Since Timing Bugs are so hard to hunt down, extra efforts should be made to avoid giving them a foothold. Be extra careful in writing interrupt handlers or DMA commands. Watch for places where interrupts need to be disabled. As for the identification of Timing Bugs, the following rule is useful: if you can prove, in a precise instruction by instruction study, that what happened couldn't possibly have happened



The Timing Bug: This most subtle of all bugs spends most of its time relaxing, and suddenly taking a swipe at apparently random times.

from the execution of those instructions, suspect a Timing Bug; something else was happening during the execution of those instructions.

Incidentally, it's possible to encounter bugs much like Timing Bugs even without interrupts or DMA. An input or output device, such as a keyboard, is asynchronous with the program; the exact behavior of the program will depend on the behavior of these devices. For instance, a program which accepts keyboard input and accumulates it in a buffer may work fine for you, yet a faster typist may make it fail because no provision was made for the chance of exceeding the buffer's capacity. But in a situation like this, it's at least possible to look at every call to an input routine and tell what its effects might be.

This completes our survey of important species of bugs (I have nothing useful to say about the Common Typo, though it does have to be fought). Others will no doubt discover voracious breeds which I have overlooked, and perhaps they will improve on some of the classifications I have mentioned. But knowing about the species which are listed here will hopefully be a help in identifying and killing the bugs in your own programs.

This doesn't mean that classifying bugs is all there is to entomology, neither the biological kind nor the kind being discussed here. Entomology wouldn't be a science if it couldn't say things that are true of all bugs, regardless of species. What I have discussed so far is differentiation; but integration is equally important.

The basic fact that unifies all bugs is the one which I mentioned at the beginning of this article: they're all creations of the programmer. And this fact allows the use of a broad-spectrum killer against all bugs: DDT, standing for Design, Documentation, and Testing. Let's take them in order:

- **Design.** The best way to stay bug-free is to write programs without bugs. This may sound like superfluous advice, but programmers (myself included) are often tempted into writing programs quickly, rather than writing them well. The attempt usually fails, since such programs will usually cost more in debugging time than the time saved in writing them.

An error born of pragmatism is to suppose that it doesn't matter how you design a program, as long as it works. There are two problems with this idea.

The first is that if you use any method that appears to do the job, without regard for well organized design, it will be a lot harder to ever make the program work. The second problem is that even if the program works for its immediate purpose, it will be harder to make changes to meet new needs, since a particular ad hoc solution may not be generalizable.

The first step in designing a program is to lay out a complete plan of attack before writing it. Decide what data structures you will need, and what method you will use. Data structures are often the key to the whole program. First plan the program in a few large steps; then decide what each step will consist of in more specific terms; then repeat the procedure until you're down to the level of your chosen programming language. This is the principle of structured programming, and also of mental unit-economy: avoid having to think about more things at once than your mind can handle. If you can keep everything relevant to a particular operation in your head, you're not likely to put bugs into its implementation.

Flowcharting is often recommended for program design, but it's cumbersome and doesn't lend itself to representing a hierarchical design. Another approach is to use a well designed programming language, such as ALGOL or APL, to write the design. Since you aren't actually going to run the program in that language, you can assume any features that would make the job easier. The point of this is to have a representation of the program that you can understand without strain, so that you don't lose sight of your overall plan while chasing down details of implementation. If you do have bugs after doing this, at least they won't be part of the whole design of the program.

- **Documentation.** The main reason for writing up the way a program works isn't to explain it to someone else; it's to make sure you understand it yourself. Documentation shouldn't be an afterthought; it should begin with the design of the program (when you write what it is going to do), and continue with comments written along with the instructions.

Good documentation isn't found in sheer number of comments (though there should be a lot); it's found in comments that explain the operation of the program. Comments are especially needed for data, sub-routines, and points reachable by jumps. Variables and constants should be explained

so that the reader will see how they can be used; this allows us to spot threats to them, such as Mismatched Units and Clobbered Values. If the language allows, give constants names rather than using their numeric values throughout the program; this makes updating easier and renders the Common Typo's attacks more conspicuous. Subroutines should be prefaced with a description of how they are called, what inputs are needed, what values are returned, and what information may be destroyed in the process. Jump points should have an explanation of the conditions under which they are reached.

To make a program at least partly self-documenting, the name of a routine or variable should indicate its use. One of the major weaknesses of BASIC is that it doesn't allow this to be done very much; this is a reason for having a lot of comment statements to explain what BASIC variables and subroutines are used for.

Just as a sample, here's a preface to a hypothetical 8080 assembly language subroutine (see box). The comments explicitly define linkage conventions.

```
; COMPUTE PROBABILITY OF WIDGET BREAKAGE
; INPUT - MASS OF WIDGET (GRAMS) IN REGISTER PAIR BC
;         AGE OF WIDGET (DAYS) IN REGISTER PAIR DE
; OUTPUT - PROBABILITY OF BREAKAGE (PERCENT) IN REGISTER PAIR BC
; ALL OTHER REGISTERS ARE CLOBBERED
```

The protection provided against Botched Calls should be obvious.

• **Testing.** If you follow the approach outlined so far, you'll have a better chance of getting your program to work, but you may still have planted a few bugs inadvertently. So you have to test the program before declaring it bug-free. Testing should begin with a simple version of the program, if possible; but it should begin only after the program has been written with enough care so that there's a chance of not finding any bugs.

Use whatever debugging tools are available. High-level languages will usually provide useful information when the program goes wrong. Versions of BASIC that allow single statements to be executed make it possible to find something about the conditions under which an error occurred.

When working in machine language, a debugging program will ease discovery of bugs. Such a program allows the user to put breakpoints into the program being tested (returning control to the debugger

when the program counter reaches a certain address) and to examine and modify registers and memory. These programs range from simple 1 K monitors to powerful symbolic debuggers like Digital Equipment Corporation's DDT (Dynamic Debugging Tool, no relation to the name as used here). Having one of these in ROM can be a tremendous help.

If the program works the first time, try it again with different data to make sure. Check out simple cases. Sometimes a program will work in complicated cases, but be bitten by the Fencepost Bug in simple ones. Check out more complicated cases. If possible, use a random number table as a source of test data, along with handpicked cases.

If the program *doesn't* work the first time, try it again with different data. Aim for the simplest case possible. If you can get the program to do something right, that will cut down the number of places where bugs may be lurking.

When a program is being tested, the work is easiest if execution comes to a screeching halt as soon as something goes wrong. A program may be able to run a while after crucial damage has occurred, only to clobber all of memory before stopping. If this happens, it can be almost impossible to localize the source of the disaster. But if the program makes periodic checks for error conditions (such as impossible values or invalid relationships) and reports them, there's a better chance of discovering just where things went wrong. For instance, a routine that fills a block of memory between two addresses might check to make sure that the low address is really lower than the high address. Redundant tests may slow down the program, but they can be taken out when all the bugs are known to be dead.

The overriding consideration to remember in the use of this Design, Document and Test technique is that it's open-ended. It will, in principle, kill any kind of bug; but a new approach to design, a better scheme of documentation, or a novel test may be needed for subtle species. Approaching bugs scientifically means thinking about them. It means recognizing that any bug will have important similarities to previously encountered bugs; and that it may have equally important differences. So when you find yourself struggling to discover what's wrong with a program whose behavior is incomprehensible, you can console yourself with the thought that you may be about to make an exciting entomological discovery that you can use repeatedly. ■

Measuring Program Size

In March 1977 BYTE (page 106) David Price presents a Star Trek program which is apparently written in Hewlett-Packard's BASIC, and he states that the program is 9382 bytes long. This figure can be misleading in that, unlike many computers, HP does not store programs in source code, but rather in an internally coded form. Thus the length of a program is dependent on factors different from ones which would be relevant on another system.

For example, a constant uses two words of memory any time it occurs in the program, but a variable uses no more memory if it occurs 50 times than if it occurs only once. Hence a program can often be significantly shortened by setting variables equal to commonly used constants at the beginning of the program, and thereafter using these variables instead of the corresponding constants.

On the other hand, while eliminating nonessential spaces from a program can decrease its length in many other BASICs (eg: Honeywell's), it will have no effect on an HP BASIC program. When a line of source code is entered on an HP, the computer translates it into the above men-

tioned internal code, ignoring irrelevant spaces, leading zeros in line numbers, etc. Then if the line is listed, the computer "uncompiles" this code and prints the line in a standard format. This is why there are always two blanks after the line number, and a blank preceding and following any keyword (except REM and implied LET) or multicharacter operator.

It is natural for any computer language, even if initially standardized, to evolve into a collection of dialects. Every system has different requirements and resources. Unfortunately the hobbyist can run across programs written in many different dialects, often without having any easy way of judging how they need to be modified to run on his or her system. A possible (partial) solution might be to have an article or series of articles in BYTE comparing the better known versions of BASIC, both those used on microcomputers and the ones found on the more popular timesharing systems. In addition to providing hobbyists with information to help them convert programs written in foreign BASICs, it would also provide some insight on how different systems handle the execution of programs. ■

Stefan T Dobrowolski
4419 N Pershing Dr, #1
Arlington VA 22203

SWTPC Business Programs

Math Package. 5 byte mantissa, 1 byte exponent
11 1/2 digit accuracy. Fortran-type formatting (Integer, Floating Point and Free Formatting on both read and write) \$100.00

Letter Writing Editor. No line numbers needed. Subset of Honeywell's 1648 Time Sharing Editor. \$100.00

Payroll. \$400.00

Accounts Receivable. Phone for details.

Power Supply Modification Kit for SWTPC Computer. Fill motherboard with as much memory as you wish without brown out \$20.00

Disk Based SWTPC Business Systems. Phone for details.

Dealer for SWTPC, Smoke Signal Broadcasting, Percom, Teletype[®], GE, TI, Centronics, Motorola, GIMIX, etc.

To Order: Include 3% postage. Illinois residents add 5% sales tax.

AAA Chicago Computer Center
3007 1/2 W. Waveland Avenue
Chicago, IL 60618
(312) 539-5833 (3 PM - 5 PM)

Circle 87 on inquiry card.

First Come First Served Back Issues of BYTE

About 300 July, 200 Aug., and 500 Sept. 1976 issues of BYTE. Orders will be filled on a first come first served basis until the supply is exhausted; we will partial ship and return any monies in excess.

Readers please send \$2.00 for each issue; this includes postage and handling.

The Computer Place
186 Queen Street West
Toronto M5V 1Z1
416-598-0262

Dealers please inquire.

Circle 29 on inquiry card.

ELCOM CRYSTAL-CONTROLLED COUPLERS OUT PERFORM DIRECT CONNECTED MODEMS!



The ELCOM 30 Originator-Only and ELCOM 32 Originator/Answer acoustic coupled modems provide reliable Bell System 103/113 compatible, Duplex or Half-Duplex, 300 bps data communication over conventional dial telephones. Advanced crystal-controlled digital techniques and high-order linear phase active filters provide error-free operation over the most marginal telephone circuits. Transmit Frequency Accuracy: 0.1% Crystal-Controlled, Transmit Level: -16 dBm, adjustable. Receiver Sensitivity: -55 dBm or lower, Received Data Distortion: 3% typical, Crystal-Controlled. ALL PRICES FOB CONCORD, TN.

BankAmericard/Visa and Mastercharge welcome

E ICOM ENTERPRISES, INC.
10728 DUTCHTOWN RD.
CONCORD, TN. 37720
(615) 966-3352
(615) 689-5559 - Call 24 hours.

DEALERS INQUIRES INVITED

Circle 44 on inquiry card.

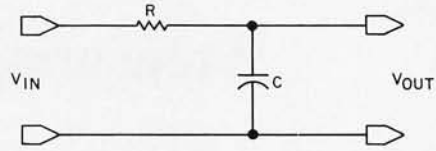


Figure 1: Simple resistor-capacitor (RC) low pass filter.

A Simple Digital Filter

Robert Grappel
148 Wood St
Lexington MA 02173

At first glance, using a computer to build an analog filter seems like the height of overkill. Imagine an analog to digital converter, a microprocessor with memory and peripheral interfaces, a digital to analog converter, and more, just to do the job of a capacitor, a resistor and a coil of wire! People have been building analog filters for years without computers. How can an analog filter be constructed with a digital device like a microcomputer? Digital filtering may be the answer.

All right, you say, we must have some analog to digital conversion stage in there. True enough. A digital filter uses periodic samples of an analog waveform as input. These samples are digitally manipulated in a computer of some sort and then converted back to analog form by a digital to analog converter. One input sample is converted to one output voltage. By integrating this output sequence, the digital process appears to have a continuous analog output.

The rest of this article describes the manipulations we must perform on the digital samples in order to simulate the performance of simple filters. The mathematics is quite complex and is available in many texts. We will try to concentrate here on the practical implementation of such a filter.

Let us take for example the simple RC (resistor-capacitor) low pass filter shown in

figure 1. This circuit passes frequencies in the input voltage that are lower than some critical frequency (called the cutoff frequency) determined by the resistor and capacitor values, while severely attenuating any higher frequencies.

The output voltage V_{OUT} , then, is simply a selectively reduced version of V_{IN} (input voltage). The resistor drops the output voltage, as does the voltage that goes into charging C. At first, $V_{out} = a \times V_{in}$ (where the constant a is the amount of attenuation caused by R and C). It can be shown that $a=1/RC$ (where R is in ohms and C is in farads).

The voltage change with time across a capacitor is an exponential function. If the voltage at time zero is V, then the voltage at time t is given by $V e^{-at}$ (a is the same constant as above).

Now, let us consider that the input is a series of samples, where samples occur every t seconds. The output voltage at any given time is just the algebraic sum of the attenuated input voltage and the voltage on the capacitor at that time. In other words:

$$\begin{aligned} t=0 & \quad \text{output}=aV \\ t=1 & \quad \text{output}=aV + aV e^{-at} \\ t=2 & \quad \text{output}=aV + aV e^{-at} + aV e^{-2at} \end{aligned}$$

After a number of samples, the output voltage becomes the sum of a number of

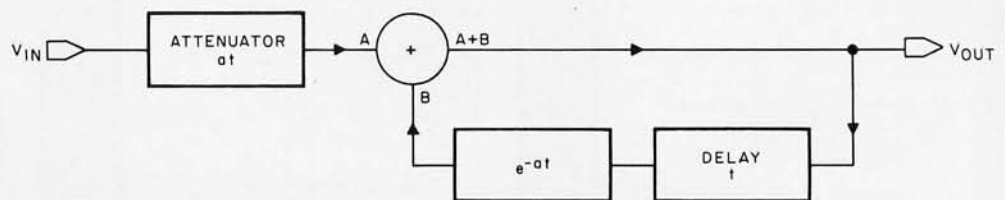


Figure 2: Filtering process performed by the circuit of figure 1 in block form.

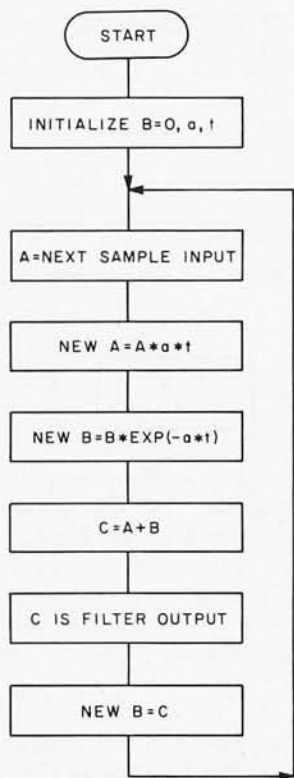


Figure 3: Flowchart for performing a low pass filter function.

such terms. Since the terms are similar, and $e^{-nat} = (e^{-at})^n$, we need to compute the exponential term only once, and multiply it by itself repeatedly to get the extra terms of the series. Figure 2 shows the equivalent circuit of the RC low pass filter in figure 1, shown in block diagram form. It consists of an attenuator (factor a), an exponential and time delay (the capacitor), and a summer. We then jump to figure 3, which shows a flowchart of this process. The only change is that the attenuation factor is given as at , where t is the period between samples. Much of the input to the filter is lost because its frequency is outside the filter range. This does not change the shape of the output (the important factor), but only the magnitude of the output (like adding gain to the filter). If you have accepted that last bit of sleight of hand, you can see that figure 3 is a block diagram of a program to perform low pass filtering.

Figure 4 shows the output of such a digital filter program when the input is a square wave with maximum and minimum values of +10 V and -10 V, respectively, and a frequency of 50 Hz. The sampling rate is 20 samples per cycle, thus $t=1$ ms. The RC constant a is arbitrarily set equal to 360. The removal of the high frequency components

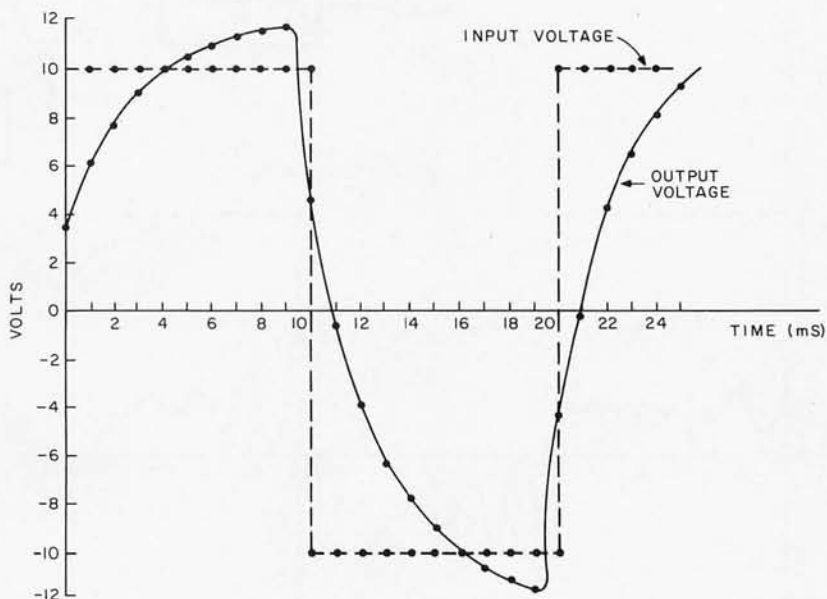


Figure 4: Result of passing a 50 Hz square wave through the digital low pass filter program.

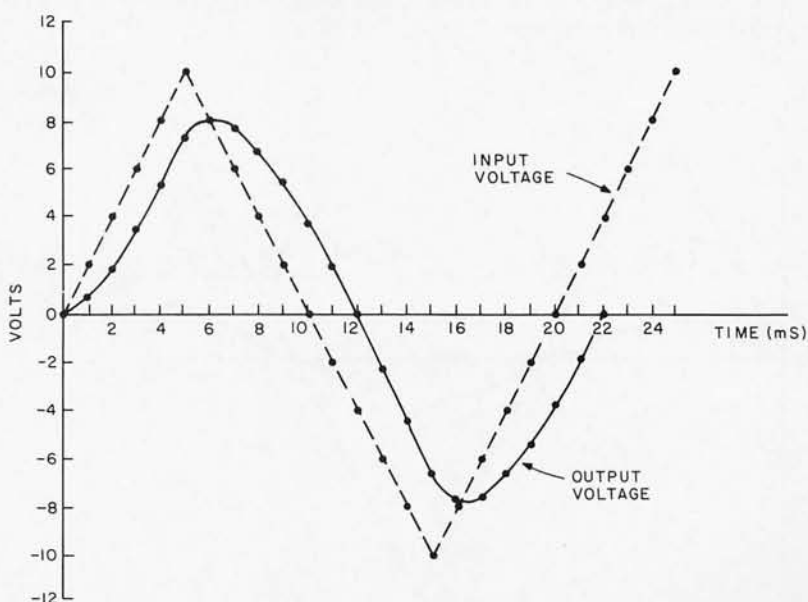


Figure 5: Result of passing a 50 Hz triangular wave through the low pass digital filter program.

Figure 6: Simple resistor-capacitor (RC) high pass filter.

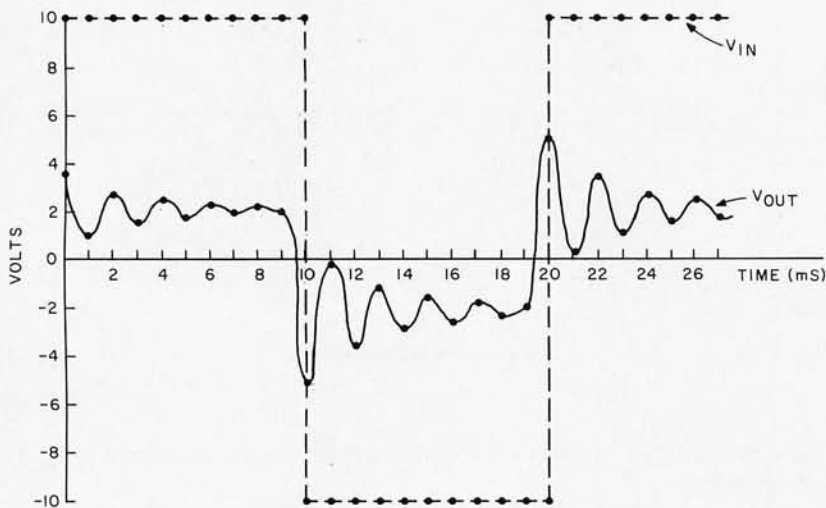
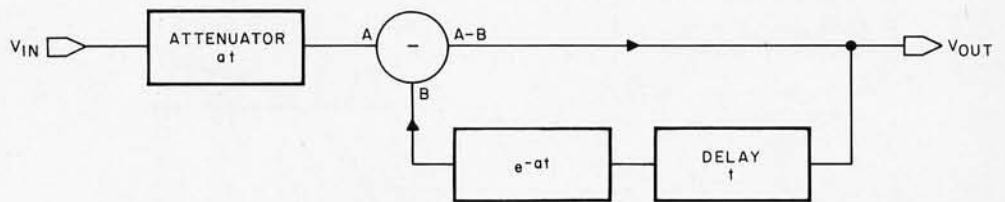
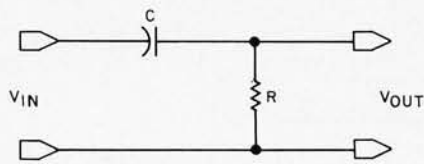


Figure 8: Result of passing the 50 Hz square wave used in figure 4 through a high pass digital filter program.

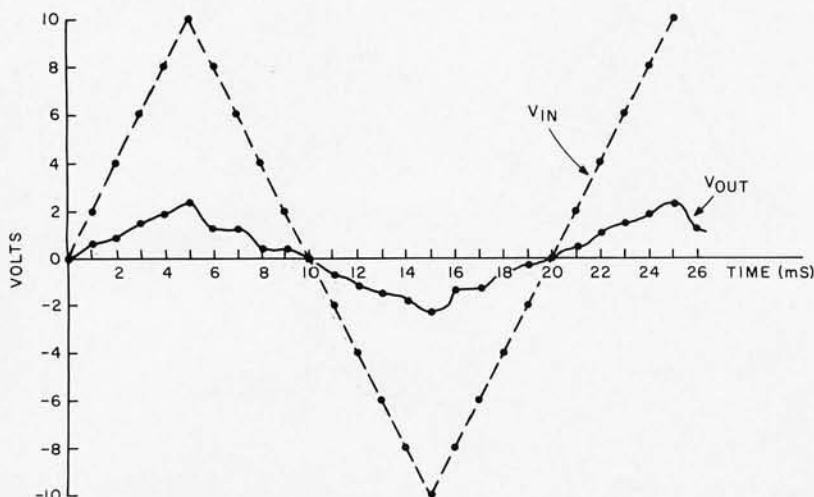


Figure 9: Result of passing the 50 Hz triangular wave used in figure 5 through a high pass digital filter.

Figure 7: Filtering process performed by the circuit of figure 6 in block form. By changing a sum to a difference we convert the block diagram from a low to a high pass filter.

of the square wave is evident. Figure 5 shows the filter response to a triangular wave at the same frequency. The output is nearly all at the fundamental frequency of the input, as one would expect of a low pass filter.

Now, how do we simulate high pass filters like the one in figure 6? Here the output voltage is the difference of the attenuated input and the capacitor voltage (since the capacitor resists rapid changes in its charge). Thus, figure 7 is a simulation of a high pass filter. It is identical to the low pass filter except that $A+B$ becomes $A-B$.

Figures 8 and 9 show the response of a high pass filter program to the same inputs as those in figures 4 and 5. The constants are the same, but the change in output is striking.

One of the main features of software instead of hardware implementation is the ease with which software can be modified. A low pass filter changes to a high pass filter by changing an add to a subtract! Filter constants can be easily modified, amplification added, etc. More complicated filters, such as band pass types, can be simulated by combining appropriate high and low pass feedback loops with adders and subtracters. The filters can be dynamic, adapting to the input. They can be programmed. This would seem to suggest uses in computer generated music systems, audio processing, removing noise from signals, etc. If one has to convert analog signals to digital form at some point

in a design, then it may be useful to do much of the filtering at the digital level.

How can you perform digital filtering in real time without an exponential routine in your computer? The answer is that the exponential function is a constant. It can be programmed in, or provided by a table. The critical points are the two multiplications: one by at and the other by e^{-at} . Both of these values are usually less than 1 for a real filter. (In the examples, $at=.360$ and $e^{-at}=.697$.) What we can use is a routine called a *fractional multiply*. This is a routine that multiplies two values, one treated as an integer, and the other treated as a binary fraction.

One such routine, reproduced in listing 1, was written by Ira Chayut. For a detailed discussion of how it works see Programming Quickies, page 124, September 1976 BYTE. This 16 byte subroutine forms the heart of a digital filter program for the 6800. In the program of listing 2 this subroutine is given the name FRACMUL. An analog to digital converter and sampler is assumed to provide 7 bit samples available at the location SAMPLE. The routine FILTER (see listing 2) is set up as an interrupt handler. A periodic interrupt is provided which initiates the sampling and causes a branch to the routine. Since the Motorola processor takes a minimum of 12 μ s to respond to an interrupt, a fast analog to digital converter should be ready with a new sample by the time the program needs it. Thus, no delay loops or tests are performed.

FILTER assumes that the analog to digital converter is ready when it is. It is also assumed that the location BVAL is zeroed initially. BVAL is the output of the filter. The constants in the listing are those of the examples ($92 \cong .360 \times 256$, and $179 \cong .697 \times 256$). FILTER should execute in about 300 to 400 cycles on each interrupt. Assuming a 1 ms sampling period, FILTER will consume about 33% of the time of a 1 MHz 6800 processor. The memory occupied is negligible. FILTER is a practical program for use with audio frequencies. Listing 3 shows how easy it is to make FILTER either a high or low pass filter.

Of course, more complex filters will be harder to design and will take more processing time. For really interesting filter applications, an external hardware multiplier will probably be needed, but such circuits are available reasonably, and they can be used for other applications in the computer system when not filtering.

Now, get in there and attack the math! It really isn't all that hard. ■

```

FRACMUL STAA ARG1      ;ARG1:=A
        CLRA          ;A:=0
MLOOP   LSR ARG1      ;ARG1:=ARG1/2
        ASLB         ;CY:=MSB(B); B:=ASL(B,1)
        BCC NONADD   ;IF CY=0 THEN SKIP THE ADDITION
        ADDA ARG1    ;ELSE A:=A*ARG1
NONADD  BNE MLOOP    ;IF ARG2 NE 0 THEN REITERATE
        RTS         ;ELSE RETURN WITH RESULT IN A
ARG1    RMB 1        ;SINGLE BYTE TEMPORARY DATA AREA

```

Listing 1: The fractional multiplication routine. The result is returned to the main program in the accumulator.

```

FILTER  CLR BVAL      ;INITIALIZATION
        LDA A SAMPLE ;A:= A/D SAMPLE (7-BITS)
        LDA B #92    ;B:= 'AT'
        JSR FRACMUL ;MULTIPLY
        STA A TEMP   ;TEMP:= ANSWER
        LDA A BVAL   ;A:= BVAL
        LDA B #179  ;B:= E (LN BASE) RAISED TO THE (-AT) POWER
        JSR FRACMUL ;MULTIPLY
        ADD A TEMP   ;SUMMATION FOR LOW PASS FILTER
        STA A BVAL  ;RETURN ANSWER
        RTI
BVAL    RMB 1
TEMP    RMB 1

```

Listing 2: Low pass filter routine. This routine can be followed using the flowchart of figure 3 or the block diagram of figure 4.

```

SUB A TEMP ;CHANGE TO HIGH PASS
NEG A


```

Listing 3: To convert the low pass filter routine of listing 2 to a high pass filter routine, replace the ADD instruction with the above two lines. It can be seen that this is the only difference between the block diagrams of figures 2 and 7.

PCC'S

Reference Book of Personal

and Home Computing



Ever try to find the addresses of some manufacturers of, say, tape cassette or floppy disk interfaces for micros? Frustrating, isn't it? Well PCC has done something about it. This book lists hundreds of companies and stores selling hardware, software, and services. Survey articles on software, hardware, kits, applications and the future for the experienced and the not-so-experienced user of micros. Also included in this edition are bibliographies for further reference, book reviews, and an index of the articles from the major hobbyist magazines. All for the low price of \$4.95, plus 50 cents postage.

Available through:



Master Charge and



BankAmericard Welcome.

BITS, Inc.
70 Main Street
Peterborough NH 03458

In unusual cases, processing may exceed 30 days.

Some Plotting Comments

T P Roberts
 Kern Instruments Inc
 111 Bowman Av
 Port Chester NY 10573

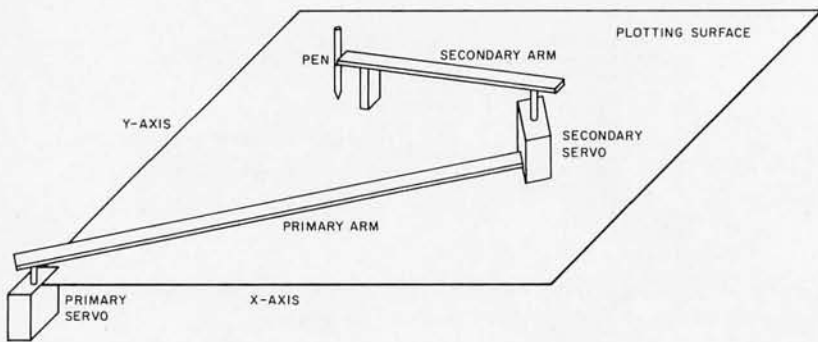


Figure 1: Layout for the articulated plotting method. The primary servomotor is stationary with a secondary servomotor on the far side of its lever arm. The secondary servomotor moves a second lever arm which contains a pen on its far end.

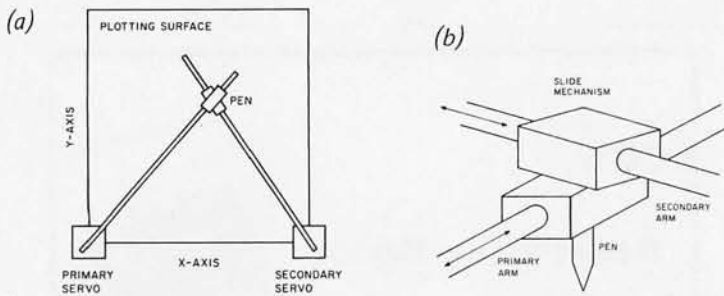


Figure 2: The intersection plotting approach uses two stationary servomotors. The pen is held precisely under the intersection of the two lever arms. Figure 2a is a graphical view of the plotter on the plotting surface. Figure 2b is a close-up view of the slide mechanism and the pen holder.

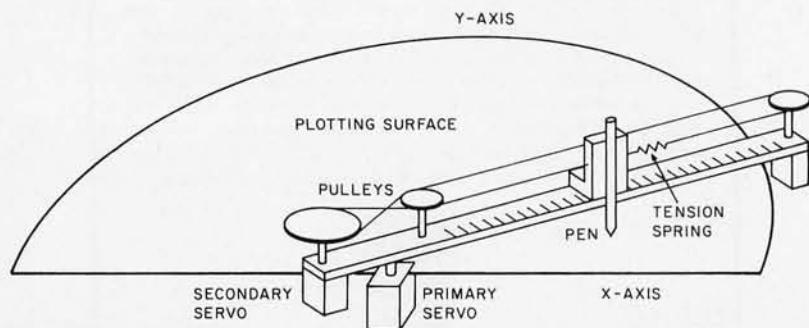


Figure 3: The polar plotting method uses a primary servo to swing the entire assembly across the plotting surface. A second servomechanism moves the pen along the lever arm.

The Servo Plotter

There are several ways to tackle the problem of building a plotter using the hobby servomechanism described briefly on pages 9 and 10 of March 1977 BYTE. As might be expected, the designs span the range between hardware and software intensive operation, the latter being less stable mechanically. The simplest to build, for example, requires by far the most software, is mechanically the least precise, and has the least theoretical accuracy.

This "articulated" design proposed in the earlier article is in the form of a chain as seen figure 1. A base mounted servo (primary) controls an arm with the secondary servo mounted on the far end. The second servo in turn controls an arm carrying the drawing pen.

The next simplest design is the intersection plotting method, where the x, y pen position is a function of two angles, determined by the servomotors, and the base line (distance between servos). Figure 2a shows the plane view of such a plotter. Figure 2b shows a close-up view of the two arms, slide mechanism and pen holder. Notice that the pen must fit within the slide mechanism to eliminate offset errors. This design does not utilize the full 180° sweep of the motors; thus accuracy is reduced over the plotting surface.

Figure 3 shows the polar method of plotting which uses the familiar polar coordinate system. Standard Cartesian-to-polar conversion can be used to produce the control data. The analog angular-to-linear conversion is accomplished by the simple pulley arrangement.

The servo portion of this device may, of course, be located anywhere along the radial arm of the plotter. A small offset correction is required if the pen travel is not aligned with the primary servo axis.

The final design shown in figure 4 uses two of the linear devices shown in figure 3. The primary device is rigidly attached to the plotting table, but the pen holder has been replaced with the secondary device mounted at right angles to the first. This, then, is an XY plotter. The only software required to operate this type of plotter with the servos being discussed is to scale the coordinates into timing data.

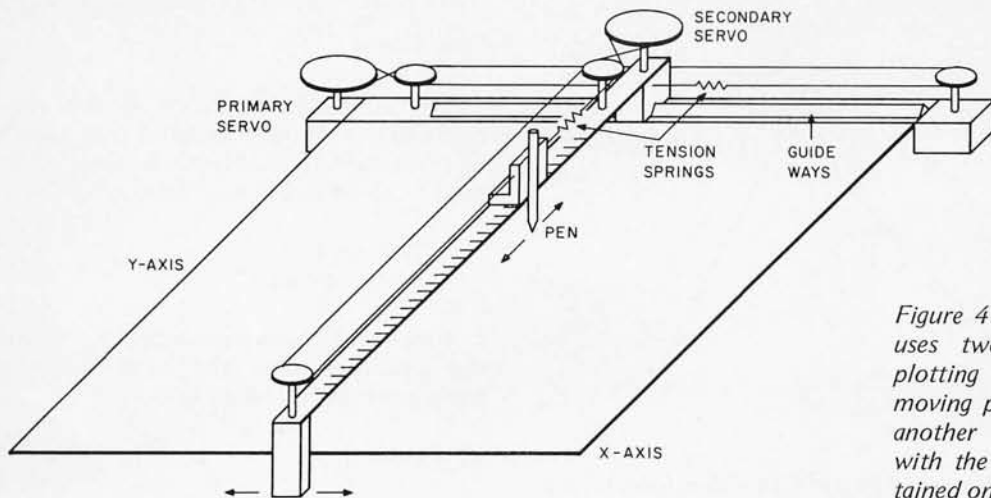


Figure 4: The XY plotter uses two of the polar plotting devices. The moving pen is replaced by another servomechanism with the moving pen contained on its lever arm.

Accuracy

Let's now take a look at two important aspects of each system: ease of construction and accuracy.

As these servomechanisms are to be operated by computer in discrete steps, positioning is possible only to the nearest grid intersection corresponding to these steps. The theoretical plotting accuracy is limited to one half the grid spacing.

The tangential distance between radial lines 25 cm long and 0.04° apart is 0.17 mm. An XY plotter would give a square grid with spacing of 0.054 mm over a 25 cm square area. Repeatability or precision of pen placement depend largely on mechanical design and construction.

Due to the compounding of errors and large moment arms in its design, the articulated plotter has poor precision relative to the other designs. The polar plotter suffers from the same problem to a lesser extent. The problem with the polar design, as with the XY plotter, is the mounting of one device upon another without causing undue instability. The intersection plotter suffers from theoretical, rather than mechanical, instability. As with the articulated plotter, its full range of 180° cannot practically be used. Also, the area near the base line does not have frequent grid intersections.

Plotting with Servomechanisms

The servomechanisms considered here respond only to positioning commands. The XY plotter, for example, is restricted to drawing straight lines parallel to each axis and at a 45° angle. Other plotter designs have similar limitations. All lines not so situated must be composed of small increments of these lines, giving the final product a sawtooth appearance. Computer

time required to compute these small increments will be significant, except in the case of the XY plotter where servo motions for small line segments are proportional to motions for the entire line. This property, in addition to the conversion formulas, makes the XY plotter by far the most attractive from a calculation point of view.

CONVERSION FORMULAS

Articulated Plotter

In order to position the primary and secondary servos at their proper angles (θ_1 and θ_2 respectively) to provide the required x, y pen position, it is convenient to first convert these values to the polar coordinate system. Equation 1, below, shows the conversion by which the radial distance, R, from the origin (the primary servo axis), and the angle θ (the slope from the origin to x, y) (see figure 5) are found.

Equation 1:

$$R = \text{SQRT}(X^2 + Y^2)$$

$$\theta = \text{ARCTAN}(Y/\text{ABS}(X))$$

or $\theta = 180 - \text{ARCTAN}(Y/\text{ABS}(X))$, when X is negative.

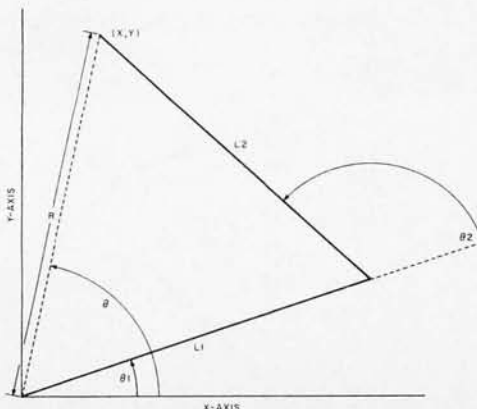
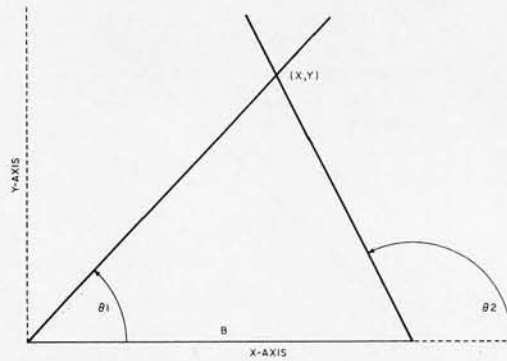


Figure 5: Coordinate plotting scheme for the articulated plotter. The lever arms are indicated by L1 and L2. θ_1 is the angle generated by the position of the lever arm with respect to the primary lever arm.

Figure 6: Arrangement for the intersection plotter. The distance B is the distance between the two servomotors. The two lever arms intersect at point x, y.



The values of θ_1 and θ_2 are then found from equation 2 where L_1 and L_2 are the lengths of the primary and secondary arms respectively:

Equation 2:

$$\theta_2 = \text{ARCCOS}((R^2 - L_1^2 - L_2^2) / (2 * L_1 * L_2))$$

$$\theta_1 = \theta - \text{ARCTAN}(L_2 * \text{SIN}(\theta_2) / (L_1 + L_2 * \text{COS}(\theta_2)))$$
 or $\theta_1 = \theta - \theta_2 / 2$, when $L_1 = L_2$.

Note that using this formula the angle produced at the origin by the pen position and primary arm is exactly one half the angle at the secondary servo, when the arms are of equal length. [The formulas needed for plotting with this arrangement are fundamentally similar to positioning a singly jointed robot arm. . . RC] This conversion would no doubt be difficult to handle in a low level language.

Intersection Plotter

The formulas required by the intersection method (see figure 6) are considerably less complex.

Equation 3:

$$\theta_1 = \text{ARCTAN}(Y/X)$$

$$\theta_2 = 180 - \text{ARCTAN}(Y/(B-X))$$

B is the distance along the X axis between servos.

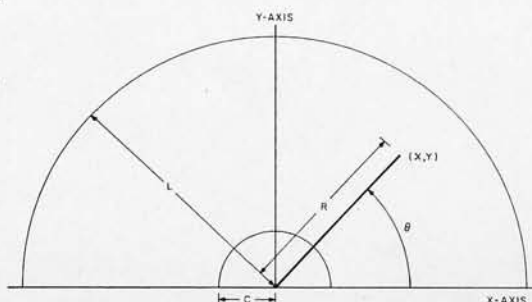


Figure 7: The plotting arrangement for the polar coordinates. Length L is the total length of the plotter's arm. The value R is the distance of the pen from the plotter arm's origin. C is the closest the arm can approach the origin. θ is the angle of the primary servomechanism at the origin with respect to the horizontal axis.

Polar Plotter

The polar plotter (figure 7) also uses equation 1 to convert Cartesian coordinates to polar form. In addition, the value of R must be scaled into angular form as follows:

Equation 4:

$$\theta = (R - C) * 180 / L$$

L is the radial distance produced by rotating the secondary servo 180° , and C is the minimum radial plotting distance.

XY Plotter

Equation 5 gives the angular values required by the XY plotter.

Equation 5:

$$\theta_1 = X * 180 / L_1$$

$$\theta_2 = Y * 180 / L_2$$

L_1 and L_2 are the linear motions produced by 180° rotation of the primary and secondary servos, respectively.

Converting Angle Requirements to Timing Data

Assuming required pulse widths from 1.3 to 3.6 ms, as noted in March 1977 BYTE, equal steps of about 0.04° throughout the 180° range of the mechanism would be provided with counts from 2600 to 7200, assuming a 2 MHz clock rate. The number of counts needed to produce a given angle is then given by equation 6.

Equation 6:

$$N = 2600 + \theta * 230 / 9$$

The count value, N, is simply truncated, or rounded off, for better precision.

This high precision timing would require external hardware to receive the data, count down at the proper rate, and interrupt the processor at completion. The alternative is a software loop with steps of 0.0075 ms, based on an 8080 chip requiring 15 cycles for decrement and branch on zero. With the XY plotter this would give a grid spacing, over a 25 cm square area, of 0.81 mm.

Conclusions

From the information presented so far, it appears that the more easily constructed plotter designs have inherently less precision, use a larger grid spacing, and require more complex, time consuming software. The most easily programmed device, the XY

plotter, requires more exacting construction. As a compromise, the intersection plotter is a good choice, being simple of construction without requiring too much computation.

Those hackers who plan to do any great amount of plotting, though, will do well to consider the XY plotter. For many uses too, software timing should prove sufficient.

Further Refinements

To fully automate plotting, a solenoid could be attached to the pen holder to lift and drop the pen under program control. A small servo should be able to be activated directly from the output latch, at least through a transistor.

Servo speed control would be another nicety, allowing fast, processor efficient straight-line drawing, and producing a higher quality line. For example, if the X axis servo were to move at a speed twice that of the Y axis servo, a straight line at an angle of 25° would be produced. Similarly, lines could be drawn at any angle. ■

A Standard for Writing


Standards

David A Wallace
146 Westford St
Chelmsford MA 01824

I'm sick to death of save the world articles proposing standards for software data structures and object code formats which start by assuming that the author's pet descriptor is the ultimate and final word to be said about the subject. I am therefore proposing the following as a standard for software standards:

- Be humble: Don't make grandiose claims about the universal applicability of your structure. Instead, define the limits of the range of applications to the best of your ability. Often it is as useful to know where something cannot apply as to know where it can.
- Plan for change: Everything in this universe either evolves or becomes defunct, including software. For example, set up the structure of your construct so that the first byte (word, field, whatever) represents the revision number of the specification which describes this structure. That way, if you have a data base which corresponds to revision 3 of the specification for random files and you've just recompiled the program which updates the data using a compiler whose random file operators correspond to re-

80-103A Serial I/O and FSK modem for professional and hobby communications.



- Completely compatible with your IMSAI, ALTAIR* SOL** or other S-100 microcomputers. Trademarks of *MITS, **Processor Technology
- Designed for use on the dial telephone or TWX networks, or 2-wire dedicated lines, meets all FCC regulations when used with a CBT coupler.
- All digital modulation and demodulation with on board crystal clock and precision filter mean that **NO ADJUSTMENTS ARE REQUIRED**
 - Bell 103 standard frequencies
 - Automated dial (pulsed) and answer
 - Originate and answer mode
 - 110 or 300 BPS speed select
 - Complete self test capability
 - Character length, stop bit, and parity
 - 90 day warranty and full documentation

PRICES Bare Board and Manual 49.95
Assembled (48 hour burn in) 279.95

DC Hayes Assoc.

P.O. Box 9884, Atlanta, Ga. 30319, 404/231-0574

DATA COMMUNICATIONS ADAPTER

MINATURE SOLID STATE


202 VIDEO CAMERA KIT

FEATURING A... 100 x 100 BIT SELF SCANNING CHARGED COUPLED DEVICE

THIS UNIQUE UPDATED CAMERA KIT
FEATURES THE FAIRCHILD CCD 202C IMAGE SENSOR


FEATURES

- Sensitive to infra red as well as visible light
- May be used for IR surveillance with an IR light source
- Excellent for standard surveillance work, because of light weight and small size
- All components mounted on parallel 3 1/4" x 6 1/2" single sided boards
- Total weight under 2 lbs.



ADVANTAGES

- All clock voltages operate at 6V requiring no adjustments
- Higher video output signal
- We supply the power board, so only a 5V 1 Amp power source is needed
- The circuitry has been supplied for easier assembly
- Two level TTL output is supplied for interfacing
- In the future we will supply a computer video interface card



\$349⁰⁰

We supply all semiconductors, boards, data sheets, diagrams, resistors and capacitors. Sorry we do not supply the case, batteries and 5V supply.

Add \$2.00 Postage and Handling




SOLID STATE SALES

PO BOX 74B SOMERVILLE, MASS. 02143 TEL (617) 547-7053



CHUCK NEWMAN'S **SPECIAL SALE**

SELECTRIC™ TERMINALS



Loaded with features

- Typewriter print quality
- RS232 Interface levels
- 14.8 cps
- 13 inch line length
- 10 characters/inch
- Ideal for text editing & word processing
- Software & documentation available for easy interfacing to most popular mini & microcomputers

Offer good while supplies last.

Now a heavy duty Selectric™ terminal for less than the cost of a Selectric™ typewriter!

JUST \$495

These recently manufactured (1 to 4 years old) Terminal Communications, Inc. terminals originally cost over \$3,800. They are PTTG/EBCD terminals running at 134.8 BAUD. Intended for the demanding commercial environment, they are designed to be computer driven. Such key components as clutches and bearings are heavier duty than the office typewriter mechanism.

By purchasing an enormous inventory of these terminals NCE was able to buy them at a very low price. We have added a minimum markup in order to sell them in large quantities locally. These terminals have been cleaned, adjusted, checked for completeness and operated in quick mode. Although they are not tested in terminal mode, a check is made to see that there are no obvious problems. For a period of 30 days after shipment any defective parts may be returned for repair or replacement at no charge. Includes ribbon & typeball.

\$339 AS IS

A great buy for those willing to do some refurbishing, these machines are believed to be complete, but did not work when plugged in. Typical problems include sticky cams, bad solenoids or broken springs. We recommend your seeing them at our giant Ann Arbor warehouse store before you purchase. Includes used ribbon & typeball. At this price there is no warranty. However, they may be returned within 3 days of receipt for a full refund. Applies to prepaid orders only. Purchaser is responsible for freight both ways.

\$695 Refurbished

Refurbished machines have been chemically cleaned, lubricated and tested. Worn metal parts were replaced. Platens, as well as plastic and rubber parts are always replaced. Our warranty is limited to replacing any defective parts for a period of 90 days following receipt of equipment. Includes a new ribbon and typeball.

Optional documentation package \$30.

Includes schematics, operators and functional specifications manuals.

™Selectric is a trademark of the IBM Corporation.

Please send me all items checked above. Add 4% for tax if Mich. resident. F.O.B. Ann Arbor, Mich.* Total enclosed \$

Send check, money order or Bank charge card number (include all raised letters & numbers.)

Please send me more information.

Name _____

Address _____

City, State, Zip _____

Signature _____

*You will be notified of freight charges prior to shipment.



NCE/CompuMart

1250 North Main Street, Department BY28

P.O. Box 8610 Ann Arbor, Michigan 48107

994-4445

vision 7, the revision 7 processor can figure out that it has been passed an obsolete structure and call the revision 3 processor to sort out the mess.

- Don't begrudge the space used by an obsoleted field: Far too often a programmer will remove a data field which was made obsolete, thus moving all subsequent fields out of their previous positions. This misguided attempt to conserve space has the effect that the positions of fields whose meanings did not change are constantly shuffled from revision to revision, resulting in confusion to programmers and needless complexity in programming.

If instead of removing the obsolete field, the field is merely ignored, the current revision program would find data in expected places and perhaps process nearly all of the structure before having to invoke some sort of routine to process the obsolete fields. This technique involves less execution space than having to roll in an entire program to process the obsolete data when the current revision finds all fields misplaced. Additionally, this technique implies that the newer format specification is always at least as long as the older format. This means that when an earlier revision must be invoked by the current one, all data which the older revision program needs has already been fetched by the newer revision program, which simplifies parameter passing.

- Wait at least one major revision of your system before redefining an obsoleted field for another purpose. This gives you time to change your mind if it turns out that the field in question really is necessary after all.

If all of the above rules are followed rigorously, you should never again have to translate or reformat files and recompile programs when you make a change to the operating system of your machine. If all of the above sounds suspiciously like another of those save the world software standards, I'm sorry; I guess the disease must be contagious! ■

Technical Forum is a feature intended as an interactive dialog on the technology of personal computing. The subject matter is open-ended, and the intent is to foster discussion and communication among readers of BYTE. We ask that all correspondents supply their full names and addresses to be printed with their commentaries. We also ask that correspondents supply their telephone numbers, which will be printed unless we are explicitly asked to omit them.

POLY PAKS[®] BIGGEST 1¢ GIVEAWAY SALE!

IT MAKES "CENTS" TO GIVE OUR CUSTOMERS THE BEST BARGAINS!

TTL'S, BUY ONE AT SALE PRICE, GET 2ND FOR ONLY 1¢ MORE

Order By Cat. No. 251961 & Type No.

Honest Abe Penny Sale!

Type	Each	2 for	Type	Each	2 for
SN7400	\$1.19	\$2.20	SN7444	.65	.66
SN7401	.19	.20	SN7445	.99	1.00
SN7402	.35	.36	SN7446	1.35	1.36
SN7403	.19	.20	SN7447	1.25	1.26
SN7404	.25	.26	SN7448	1.35	1.36
SN7405	.19	.20	SN7450	.19	.20
SN7406	.19	.20	SN7451	.19	.20
SN7408	.21	.22	SN7453	.19	.20
SN7410	.19	.20	SN7454	.19	.20
SN7411	.39	.40	SN7455	.19	.20
SN7414	.65	.66	SN7460	.19	.20
SN7416	.29	.30	SN7462	.19	.20
SN7417	.35	.36	SN7464	.19	.20
SN7420	.19	.20	SN7465	.19	.20
SN7423	.29	.30	SN7470	.25	.26
SN7426	.25	.26	SN7471	.25	.26
SN7427	.25	.26	SN7472	.25	.26
SN7430	.29	.30	SN7473	.55	.56
SN7432	.25	.26	SN7474	.29	.30
SN7437	.25	.26	SN7475	.79	.80
SN7438	.29	.30	SN7476	.59	.60
SN7440	.19	.20	SN7478	.59	.60
SN7442	.69	.70	SN7480	.29	.30
SN7443	.69	.70	SN7482	.39	.40
SN7444	.65	.66	SN7483	.99	1.00
SN7445	.99	1.00	SN7485	1.99	2.00
SN7446	1.35	1.36	SN7486	.39	.40
SN7447	1.25	1.26	SN7488	1.95	1.96
SN7448	1.35	1.36	SN7490	.69	.70
SN7450	.19	.20	SN7494	.69	.70
SN7451	.19	.20	SN7492	.45	.46
SN7453	.19	.20	SN7493	.49	.50
SN7454	.19	.20	SN7496	.69	.70
SN7455	.19	.20	SN7498	.69	.70
SN7460	.19	.20	SN74100	1.49	1.50
SN7462	.19	.20	SN74107	.39	.40
SN7464	.19	.20	SN74112	.25	.26
SN7465	.19	.20	SN74113	.19	.20
SN7470	.25	.26	SN74114	.25	.26
SN7471	.25	.26	SN74121	.49	.50
SN7472	.25	.26	SN74123	.69	.70
SN7473	.55	.56	SN74125	.59	.60
SN7474	.29	.30	SN74126	.39	.40
SN7475	.79	.80	SN74132	1.25	1.26
SN7476	.59	.60	SN74140	.99	1.00
SN7478	.59	.60	SN74141	1.49	1.50
SN7480	.29	.30	SN74156	.69	.70
SN7482	.39	.40	SN74157	.99	1.00
SN7483	.99	1.00	SN74158	.99	1.00
SN7485	1.99	2.00	SN74161	1.25	1.26
SN7486	.39	.40	SN74162	1.25	1.26
SN7488	1.95	1.96	SN74163	1.19	1.20
SN7490	.69	.70	SN74164	1.25	1.26
SN7494	.69	.70	SN74165	1.25	1.26
SN7492	.45	.46	SN74166	1.25	1.26
SN7493	.49	.50	SN74173	1.25	1.26
SN7496	.69	.70	SN74174	1.49	1.50
SN7498	.69	.70	SN74175	.99	1.00
SN74100	1.49	1.50	SN74177	.79	.80
SN74107	.39	.40	SN74190	1.49	1.50
SN74112	.25	.26	SN74182	.69	.70
SN74113	.19	.20	SN74191	1.75	1.76
SN74114	.25	.26	SN74192	.85	.86
SN74121	.49	.50	SN74193	.85	.86
SN74123	.69	.70	SN74194	1.25	1.26
SN74125	.59	.60	SN74195	.49	.50
SN74126	.39	.40	SN74197	.75	.76
SN74132	1.25	1.26	SN74198	1.49	1.50
SN74140	.99	1.00	SN74200	5.50	5.51
SN74141	1.49	1.50	SN74251	1.75	1.76
SN74156	.69	.70	SN74285	4.25	4.26

POP-AMPS AT "CENT-CIBLE" PRICES

Buy ONE At Sale Price, Get 2ND For Only 1¢ More - Order By Type No.

Type	Each	2 for	Type	Each	2 for
LM300H	\$4.59	\$5.50	LM374H	1.79	1.80
LM301H-V	.45	.46	LM376V	.29	.30
LM307H-V	.45	.46	LM377N	2.25	2.26
LM309H-H	.79	.80	LM379H	7.95	7.96
LM309K	1.79	1.80	LM381N	1.69	1.70
LM311H-V	.79	.80	LM387V	1.19	1.20
LM318V	.29	.30	LM393H	4.99	5.00
LM320H-5, 12, 15	1.19	1.20	LM322H-N	.29	.30
LM320K-12, 15	1.19	1.20	LM355V	.75	.76
LM320T-6, 15, 24	1.19	1.20	LM358V	.79	.80
LM322N	1.19	1.20	LM359V	.79	.80
LM324N	1.75	1.76	LM359V	1.00	1.01
LM339N	1.09	1.10	LM359V	.99	1.00
LM340K-5, 6, 8, 12, 15, 18, 24V	1.19	1.20	LM704H	2.95	2.96
LM340T-5, 6, 8, 12, 15, 18, 24	1.19	1.20	LM709H-H	.25	.26
LM350N	.59	.60	LM710V	.39	.40
LM370N-H	1.29	1.30	LM733N	.79	.80
LM374H	1.79	1.80	LM739N	.89	.90
LM376V	.29	.30	LM741V-N	.29	.30
LM377N	2.25	2.26	LM1304	.79	.80
LM379H	7.95	7.96	LM1310	1.99	2.00
LM381N	1.69	1.70	LM1312	1.99	2.00
LM387V	1.19	1.20	LM1414V	.79	.80
LM393H	4.99	5.00	LM1458V	.69	.70
LM322H-N	.29	.30	LM3902H	.65	.66
LM355V	.75	.76	LM3900N	.49	.50
LM358V	.79	.80	LM3902H	1.75	1.76
LM359V	1.00	1.01	LM4195	1.95	1.96
LM359V	.99	1.00	LM4250	1.95	1.96
LM704H	2.95	2.96	LM75451	.39	.40
LM709H-H	.25	.26	LM75451	.79	.80
LM710V	.39	.40	LM75492	.79	.80
LM733N	.79	.80	LM75494	.59	.60
LM739N	.89	.90	PA239	1.29	1.30
LM741V-N	.29	.30	PA263	1.50	1.51

PENNY SALE PRICES LISTED ARE GOOD TILL MAR. 15, 1978. WE RESERVE THE RIGHT TO LIMIT QUANTITIES!!!!

WOW! MORE 'PENNY SALE' ITEMS!

Cat. No.	Output V.	Amps	M.I.C.	Each	1¢ Sale	2 for
253399	6.3V	500mA	Metal encased	\$1.98	\$1.99	
253814	6.3V	1A	Open frame	\$2.49	\$2.50	
253814	12V	1.00mA	Open frame	\$2.49	\$2.50	
254029	12V	1A	Open frame	\$2.49	\$2.50	
254028	12V	1A	Metal encased	\$2.95	\$2.96	
254232	24VCT	300mA	Open frame	\$1.95	\$1.96	
253937	24V	1A	Open frame	\$1.95	\$1.96	
252773	48VCT	2A	Metal encased	\$2.95	\$2.96	
253875	110V	300mA	Isolation	\$1.19	\$1.20	

1N4000 Epoxy Rectifiers				DIP SWITCHES				
Miniature	Type No.	PIV	1¢ Sale	2 for	Switches	Each	2 for	
252377	1N4001	50	10 for \$65	20 for \$66	253668	2	\$7.77	\$7.78
252378	1N4002	100	10 for \$65	20 for \$66	253669	3	.88	.89
252379	1N4003	200	10 for \$65	20 for \$66	253670	4	.99	1.00
252380	1N4004	400	10 for \$65	20 for \$66	253671	5	1.19	1.20
252381	1N4005	600	10 for \$65	20 for \$66	253672	6	1.29	1.30
252382	1N4006	800	10 for \$65	20 for \$66	252677	7	1.79	1.80

2-Amp Epoxy Bridge Rectifiers				MICROPROCESSORS!					
PIV	1¢ Sale	2 for	Type	Each	2 for	Support!	Type	Each	2 for
100	\$5.89	\$5.90	MC8000L	\$24.95		1101	1101	.89	
200	.89	.90	8008	14.95		1102	1102	1.29	
100	.79	.80	8008	9.95		702A	702A	1.95	
400	.89	.90	8008	9.95		2102-11	2102-11	1.69	
600	.89	.90	8008	9.95		2111	2111	5.95	
800	.89	.90	8008	9.95		2111	2111	2.49	
800	.79	.80	8008	9.95		2708	2708	12.49	
400	.89	.90	8008	9.95		800A	800A	14.95	
600	.89	.90	8008	9.95		MK4200P11	MK4200P11	3.95	
800	.89	.90	8008	9.95		MS202	MS202	6.95	
1000	1.19	1.20	8008	9.95		MS203	MS203	8.95	
1000	1.29	1.30	8008	9.95		MS204	MS204	9.95	

3/8" Sq. POTENTIOMETERS				MEMORIES!					
Type	Each	2 for	Type	Each	2 for	Support!	Type	Each	2 for
253863	25 Turn upright, type 64	1.00	253863	25 Turn flat, type 64	1.00	1101	1101	.89	
253864	25 Turn flat, type 64	1.00	253864	25 Turn flat, type 64	1.00	1102	1102	1.29	
253865	Single turn flat, type 64	1.00	253865	Single turn flat, type 64	1.00	2102-11	2102-11	1.69	
253866	Single turn flat, type 64	1.00	253866	Single turn flat, type 64	1.00	2111	2111	5.95	

3/8" Sq. POTENTIOMETERS
 253863 25 Turn upright, type 64 PENNY SALE!
 253864 25 Turn flat, type 64
 253865 Single turn flat, type 64
 253866 Single turn flat, type 64
 1/2" sq. shaft, 20% tolerance, 1/2 watt. Cermet construction, PO. Leads. Order by Cat. No. and Value.
 *Available in all types \$6.99 each
 **Available in Cat. No. 253863 only.

1st Time Offered! It's Different! It's Inflation Fighting! New!

KIT KING[®]

KITS BY POLY PAKS[®]

SUPER ECONO KITS

BUY 10 KITS & CHOOSE 11TH FREE!

* MONEY BACK GUARANTEE * AVG WT. 6 OZS.



Quantity	Description	(Order by Cat. No., see parenthesis)	Sale
10	CALCULATOR KEYBOARDS, up to 20 keys	(251524)	\$1.98
8	LINE CORDS, 8-ft. lg. twin #18 wire, plug	(253843)	1.98
3	NEON LAMPS, N5-2 style, red glow, leads	(252612)	1.98
3	1702A ROMS, factory fallout, hobby, useable	(253729)	1.98
40	FT SHIELD CABLE, 1-cond. n-shield, #22 wire, vinyl jack	(253577)	1.98
5	TRANSISTOR ELECTRO'S, asst values, upright, axials	(252747)	1.98
40	PARTS ON A BOARD, greatest asst. val. on p.c. boards	(253401)	1.98
8	IC SOCKETS, incl. 4-14's and 4-18's, low prof	(253621)	1.98
15	5V TEST INDICATORS, w/leads, grain-of-wheat	(251526)	1.98
3	GLOWN PANELS, 3x1 1/2, 110vac, glow-n-dark, green	(253690)	1.98
40	PC BOARD REGULATORS, TO-3 case, 500k etc. hobby	(253230)	1.98
15	METAL FILM RESISTORS, 1/4 watt, color-coded, leads	(253413)	1.98
15	JUMBO "LEDS" RED, prime, leads, like M5054	(253369)	1.98
3	MINI TRIM POTS, to 1 meg, 1 turn, 1/4W	(253348)	1.98
10	BOBBY BOARD REGULATORS, TO-3 case, 500k etc. hobby	(253230)	1.98
30	PANEL SWITCHES, rotaries, slide, mod, 110vac, etc.	(253268)	1.98
200	PC RESISTOR SPECIAL, 1/4 to 2W, metal, carbon	(253054)	1.98
40	AXIAL ELECTRO'S, asst values, up to 100 mfd, volta	(253227)	1.98
40	BRIGHT LEDS, asst values, up to 10mfd	(253226)	1.98
150	MOLEX SOCKETS, pins fit all ic's, most pop'l	(253144)	1.98
100	TERMINAL STRIPS, tie, to 8 lugs, for solder	(253136)	1.98
15	SLIDE NUTS, asst values, vol. trble, bass, etc.	(253087)	1.98
100	PHOTO ELECTRIC HOBBY, useable 2 to 24V	(253052)	1.98
200	HALF WATERS, color coded, carbon, prec. metal	(253046)	1.98
100	NATIONAL IC BONANZA, linear, 7400's, room, clocks	(252860)	1.98
10	BOBBY BOARD REGULATORS, TO-3 case, 500k etc. hobby	(253230)	1.98
15	LM340T VOLTAGE REGS hobby, useable 2 to 24V	(252635)	1.98
100	CAPACITOR SPECIAL, poly's, dips, molded, mica, discs	(252735)	1.98
100	TWO WATERS, carbon, metal, prec. etc. marked, leads	(252735)	1.98
10	POLYURETHANE CHOKES, asst values, vol. trble, bass, etc.	(252729)	1.98
30	SLIDE SWITCHES, asst. values, voltages, hi-Q	(252726)	1.98
15	NPN POWER TRANSISTORS, TO-3 2N3105's rejects, useable	(252617)	1.98
200	PRE-FORMED RESISTORS, color-coded, p.e. work, asst values	(25260	




Photo 1: Entrance to the New York Coliseum Personal Computer Expo Show. Gulf and Western building is to the right.



Photo 2: A young computer fan attempts to hit the enemy ship in Apple Computer's Star Wars game at the Computer Mart of NY booth.

Photo 3: Some of the 14,000 people who saw the show.



New York's Coliseum, the location of many IEEE, AFIPS (NCC) and other technical shows over the years, played host to the first annual Personal Computer Expo last October 28, 29 and 30. Over 80 exhibitors were on hand at 150 booths, selling everything from resistors to complete computer systems with floppy disks and color graphics.

The exhibition floor filled rapidly on Friday morning. Many of the people I spoke to said the show was their first exposure to personal computing. Visitors flocked to the more spectacular exhibits like the Digital Group's talking computer and Heathkit's Star Wars game, or tried their skill at programming the new appliance computers, such as the Commodore PET and the Radio Shack TRS-80.

At the MITS booth, the emphasis was on business software. The business men and women who attended the show were able to choose from a number of sophisticated systems on view at MITS and other booths.

Some of the Highlights

Summagraphics featured an interesting device called the Bit Pad, apparently the first of its kind in the personal computing market. The Bit Pad is a digitizing tablet complete with stylus that allows you to quickly enter drawings or writing into a computer. For the floppy disk enthusiasts, Alpha Micro Systems displayed their AM-400 hard surface disk; more floppies were on hand at Per Sci and Realistic Controls. Ohio Scientific showed their Challenger III, a most unusual computer that contains three processors: the 6502A, 6800 and Z-80.

A nonprofit organization called Computers for the Handicapped was represented by Warren Dunning (5939 Woodbine Av, Philadelphia PA 19131) and Richard Moberg (404 South Quince St, Philadelphia PA 19147). The purpose of the group is to be a clearinghouse of information regarding the use of computers to help the handicapped. The goal is to get the people with the ideas and needs together with the people with the computer know-how so that development of these systems can begin.

A Record Crowd

By Sunday evening, over 14,000 people had attended the Expo, making it the biggest personal computing show ever, and giving added impetus to this young and growing field. ■

New York Notes

by Chris Morgan, Editor

Photos by Fritz Wetherbee



Photo 4: A happy group plays Space War at the Heathkit booth.




Photo 5: Alpha Micro System's hard surface disk, one of the most sophisticated devices at the show.

Photo 6: An array of new and used equipment offered by the Computer Warehouse Store (of Boston).



CALIFORNIA INDUSTRIAL

Post Office Box 3097 B • Torrance, California 90503

Point Of Sale COMPUTER

\$179.50 set



Manufactured by TRW Data Systems for the fast food industry. Designed for error-free data entry. The operator simply blackens the appropriate box on a mark sense card and inserts it into the form reader. The CPU searches internal programmable drum memory for unit price and extends it by quantity, displaying the customer's grand total on the LED module.
Memory system is capable of retaining over 40 register items. Accumulated data may be pulled by a master computer.
This point of sale computer makes a super mark sense data terminal. The TRW 1336 is shipped complete with cables and self-contained +5 & ±12v. power supply.
Brand new in factory cartons. Original cost \$7,000. Weight 100 lbs., shipped freight collect. Complete documentation not secured at press time.

ELECTRONIC ENTERTAINMENT CENTER

Tennis-Handball Hockey-Smash

Action-packed color entertainment for the whole family. Adjustable skill level controls allow players of all ages to compete in tennis, hockey and handball. This four game entertainment center turns your television into a video playground.

On screen scoring, live action sound and true component color makes this video center an excellent buy at only \$24.88. Complete with antenna box and AC adapter.



BARREL STOCK™ TEST 'EM YOURSELF 'N SAVE

15 NE555 Timers, 100% functional
15 TRW Power Darlingtons, TO-3
15 2N3055 & 2N3772 NPN power trans.
50 General Purpose TO-92 Transistors
100 Silicon Signal Diodes

SPECIAL

GENERAL INSTRUMENT ASCII Keyboard Encoder AY 5-3600 Prime but house marked only \$4.95



TELETYPE MODEL 43

New from Teletype, the Model 43 is capable of printing 132 ASCII characters per line. Send and receive data at 10 or 30 char. per second. Keyboard generates all 128 ASCII code combinations. RS-232 interface, same as the popular Model 33. Data sheet sent upon request. Manufacturer suggested price \$1377.00.

IMMEDIATE DELIVERY \$1199

We also have for sale a limited quantity of used Model 35's. Priced at only \$449.50



REGULATED POWER SUPPLY

Delivers 5 volts at 8 Amperes along with three other regulated outputs.
This used supply is sold "as is," but we still feel that this is the best buy you'll ever see in a regulated power supply, 75 lbs., Schematics included.



Used \$4950
Shipped Freight Collect

CONNECTORS

Edge Connectors

RS-232
DB25P male plug & hood \$3.95
DB25S female \$3.95

100 PIN IMSAI/ALTAIR
S-100 • GOLD PLATED • 125" CENTERS
Altair .140 row, soldertail, \$5.98 3/\$16.50
Imsai .250 row, soldertail, \$4.98 3/\$13.00
3 Level Wire Wrap .250 row \$4.98 3/\$13.00
SPECIALS
WW same as above without ears \$3.50 3/\$10.72 (dual 36) WW .156" centers \$2.50 3/\$6



\$24.88
SPERRY UNIVAC KEYBOARD
The famous Sperry Univac 1710 Hollerith keyboard assembly is now available from California Industrial for only \$24.88. The ideal computer input device for accountants and mathematicians. The numeric keys are placed on the lower tray rows to resemble a ten key adding machine. This format allows one handed numeric data entry.
Original cost was \$385. Used but guaranteed in excellent condition. Complete with documentation.

Quiet Buss™ S-100 MOTHER

The Quiet Buss from California Industrial is quality engineered. No short cuts have been taken to produce this mother board. Active termination circuitry prevents noise and crosstalk. Manufactured from extra heavy FR-4 epoxy glass. Features 2 ounce double thickness copper traces. Purchase this board along with the power supply kit below and you have the start of a super Micro-System.

18 SLOT
\$29.95

FREE MANUAL GRAPHITE DISPLAY GENERATOR

Modern technology has pioneered the development of this unique character printer. Our Manual Graphite Display Generator has the capability of producing the full upper and lower case ASCII set. Self contained cursor assembly allows the operator to eliminate erroneously entered information. Each unit is manufactured to strict tolerances as prescribed by standards set forth by California Industrial. One free with every order.

\$4.98
10 for \$45.
Scotch® Certified Digital
CASSETTES
Wont' drop a BIT!
DISKETTES \$5.50
Please specify IBM 3740 series or 32 sector.
also
MINIDISKS
CALIFORNIA INDUSTRIAL is an Authorized Dealer of Scotch Brand Data Products

JOYSTICK \$4.50
3 for \$10.00
This joystick feature four 100K potentiometers, that vary resistance proportional to the angle of the stick. Perfect for television games, quad stereo and radio controlled aircraft.

intel 2708
450ns
\$14.95
8K UV Erasable MEMORY

SUPER RECTIFIER
BRIDGE RECTIFIER
MOTOROLA 12 Amp. 50v.
99B-1 27 Amp. \$2.95

R.F. MODULATOR
from Atari
\$13.95
Converts signal from APPLE II and other video sources into TV frequency. Complete with directions and metal case. Assembled

2102
LOW POWER
450 NS
\$1.19
SUPER BUY!
Lowest Price Anywhere
Our low power static RAMs are factory prime. Purchased, or contract, directly from one of California's leading semiconductor manufacturers.
Access time guaranteed faster than 450ns. Minimum purchase 32 pieces.
Sorry, credit cards can not be accepted on 2102's.

7490	13	7442	59	74166	119
7491	19	7443	79	74167	4.99
7492	19	7444	89	74170	1.49
7493	19	7445	89	74173	1.49
7494	19	7446	99	74174	1.19
7495	19	7447	99	74175	99
7496	19	7448	99	74176	99
7497	19	7449	25	74177	99
7498	25	7450	25	74178	99
7499	19	7451	25	74179	99
7500	19	7452	25	74180	99
7501	19	7453	25	74181	99
7502	19	7454	25	74182	99
7503	19	7455	25	74183	99
7504	19	7456	25	74184	99
7505	19	7457	25	74185	99
7506	19	7458	25	74186	99
7507	19	7459	25	74187	99
7508	19	7460	25	74188	99
7509	19	7461	25	74189	99
7510	19	7462	25	74190	99
7511	19	7463	25	74191	99
7512	19	7464	25	74192	99
7513	19	7465	25	74193	99
7514	19	7466	25	74194	99
7515	19	7467	25	74195	99
7516	19	7468	25	74196	99
7517	19	7469	25	74197	99
7518	19	7470	25	74198	99
7519	19	7471	25	74199	99
7520	19	7472	25	74200	99
7521	19	7473	25	74201	99
7522	19	7474	25	74202	99
7523	19	7475	25	74203	99
7524	19	7476	25	74204	99
7525	19	7477	25	74205	99
7526	19	7478	25	74206	99
7527	19	7479	25	74207	99
7528	19	7480	25	74208	99
7529	19	7481	25	74209	99
7530	19	7482	25	74210	99
7531	19	7483	25	74211	99
7532	19	7484	25	74212	99
7533	19	7485	25	74213	99
7534	19	7486	25	74214	99
7535	19	7487	25	74215	99
7536	19	7488	25	74216	99
7537	19	7489	25	74217	99
7538	19	7490	25	74218	99
7539	19	7491	25	74219	99
7540	19	7492	25	74220	99
7541	19	7493	25	74221	99
7542	19	7494	25	74222	99
7543	19	7495	25	74223	99
7544	19	7496	25	74224	99

MEMORY

4033	1.99	340T-24	1.79
4035	1.99	352N	.95
4040	1.99	351CN	.65
4041	1.49	370H	1.29
4042	1.49	370N	1.29
4043	1.49	370T	1.29
4044	1.49	370V	1.29
4046	2.49	373N	3.19
4047	2.49	377N	3.99
4048	2.49	380N	3.99
4049	2.49	381N	3.99
4050	7.99	382N	1.79
4051	1.99	383N	1.79

CPU's **CLOCK's**

8080A	14.95	5314	2.95
74136	9.95	5315	4.95
780	39.95	5375	3.95

**MICROCOMPUTER
POWER SUPPLY KIT**

Perfect for TV games, alarm systems, speech synthesizer or intercom. 8 ohms 5" HiFidelity \$2.98

Kit includes 117 ac. transformer, diodes, six computer grade electrolytics, chassis, circuit breaker and grounded power cord. Transformer has 5 output windings.
Include \$9.00 shipping East of the Mississippi; \$4.00 for Calif.; all other States \$7.00.

\$24.88
Plus Shipping

SPEAKERS
\$69 6 for \$300
2 1/4" Miniature
Perfect for TV games, alarm systems, speech synthesizer or intercom. 8 ohms 5" HiFidelity \$2.98

TRIMMER POTENTIOMETERS
5 for \$98
20 50 100
16¢ 14¢ 12¢

Thumbwheel switch
Ten position
BCD
\$139. ea.
10 50
\$119. 89

MINIATURE SWITCHES
your choice
10 50 100 1k
\$98 \$88 \$1.73 6k
SPDT Miniature Toggles
7101 C&K ON-NONE-ON
7107 jbt ON-OFF(mt.ON)
7108 CK ON-(moment.ON)
Rotary JBT DPDT
Rotary 3P-4-Pos.
Rotary 3P-6-Pos.
Push B (N.O.) \$3.95 \$3.51

LM741
\$1.09

factory prime
2114/4045 1K by 4 STATIC MEMORY
450ns. \$11.95 650ns. \$9.95

32 FT. RIBBON WIRE
\$59
SPECTRA-STRIP

Transistors
ea. 10 50 100
2N2222A .20 .18 .16 .15
2N3055 .69 .65 .59 .55
MJ3055 .79 .75 .69 .65
2N3772 1.59 1.49 1.39 1.29
2N3904 .15 .11 .09 .07
2N3906 .15 .11 .09 .07

Power Adapter
6 vdc, 140mA \$1.39
7 dc, 1.4 A. 5.50
9 vdc, 15mA. 1.19
9 vdc, 175mA. 1.95
12 vdc, 600mA 2.95

RELAYS
SPDT MINIATURE
\$139. ea. \$115 104. 89
Coil 12 Volt dc.
7 Amp contacts
P.C. Board Mount

9 foot
\$149
Heavy duty grounded power cord and mating chassis connectors.

DIP SWITCH
10 25 100
\$175 ea.
\$1.63 152 129
specify
7 or 8 pos.

DISCOUNT
Wire Wrap Center
Wire wrap low profile
pin ea. 25 50 ea. 25 50
8 17: 16 15
14 37: 36 35 18 17 16
16 38 37 36 19 18 17
24 99 93 85 36 35 34
40 169 155 139 63 60 58

IC SOCKETS
50ft. **\$98**
KYNAR WIRE WRAP
500 1,000 11,000
\$9. \$15. \$105.

Battery wire wrapping tool
\$29.95
OK HOBBY WRAP-30 wire wrap & strip tool
\$545

Diodes
10 25 100
1N4002 100v. .08 06.05
1N4005 600v. .10.08.07
1N4148 signal .07.05.04
jumbo red ea. 10 25 100
LED's \$15.13.11.09

SOLAR CELLS
\$119
125mA. at .43V. Ideal for powering radio receivers or charging batteries.

Nicad
500mA "A A"
FAST CHARGE

(213) 772-0800

All merchandise sold by California Industrial is premium grade. Orders are shipped the same day received. PLEASE INCLUDE \$1.00 SHIPPING ON ORDERS UNDER \$15.00. California residents add 6% sales tax. Money back guarantee. Sorry, no COD's. Foreign orders add 10%. Credit cards accepted, \$20. minimum.

Circle 13 on inquiry card.



COMPUTER ENGINEERING

THE MIDNIGHT SPECIAL . . .

. . . a full color limited edition poster for your Casey Jones fantasies.

The poster is 16½ by 21½ inches (41.9 by 54.6 cm) with a white border. The colors are the same as the original by Robert Tinney, which graces our July cover, minus the BYTE logo. The price is \$3.00, plus 50¢ postage. It is shipped unfolded, in a mailing tube.

ORDER NOW. SUPPLIES ARE LIMITED.

BITS Inc

70 Main Street
Peterborough NH 03458

Posters \$3.00 each
plus \$.50 mailing

- Bill BankAmericard
 Bill Master Charge




- Check Enclosed
\$

No. _____ Exp. Date _____

Name _____

Address _____

City _____ State _____ Zip _____



In unusual cases, processing may exceed 30 days.

ESAT-100

Economical Stand Alone Terminal
Assembled, Tested, Burned-In.....\$239.00

For Teletype, SCMP, Jolt, Kim SBC 80 Users. A reliable, inexpensive, self-contained Communicating Terminal, completely assembled, burned-in, and tested. \$239.00

SPECS: 32 character x 16 lines x 2 pages of 5 x 7 dot matrix 64 character ASCII communicating with a serial, asynchronous 11 unit code, TTL compatible from 300 to 9600 baud. Keyboard Controls are back and forward space, line feed, clear page, or to end of line, select page 1 or 2, full half duplex, local/remote, cursor on/off, odd/even/no parity. Output to TV Monitor is Composite Video, 75 Ohms. Keyboard required is parallel out put 7 unit ASCII with negative true strobes. Keyboard may tap up to 200 Ma. from the ESAT 100 on-board 5V power supply. Power required is 110VAC @ 7 watts.


COMMENTARY: At this writing (10-1-77), the ESAT-100 is the only Stand Alone Terminal board requiring only black and white TV set and ASCII Keyboard. You do not have to have a S-100 Bus Machine, or even a computer. May be used in conjunction with a Modem and your home TV set to provide a time share type terminal at any Baud rate you desire.

Note, commercial terminals use an 80 character x 24 line format. However, we have chosen 32 character x 16 lines for television set applications because of the limited resolution available on most TV sets.

Nonetheless, for those of you who are the owners of either high quality video monitors, or the best of Japan's TV receivers, we offer the

Scrollboard Adapter Kit (designed to fit on ESAT-100) with 64 characters x 16 lines and Automatic Scrolling for \$29.95

M & R Supermod R F Modulator for antenna connection with your TV set. Runs off of ESAT 100 power supply color and black & white for \$24.95



CAP. SPECIAL:

The Highest Quality,
By pass anywhere:
VK06 0.1/100V for \$0.29

Full Color TV Game Kit:

Includes MM57100 Game Chip, MM53104 Clock Gen., LM1889 N Color Modulator, 3.58 MHz color burst oscillator crystal, variable cap for crystal adj., and PC board. Very impressive on color sets. All data sheets and schematics included...\$25.95

Direct Reading Capacitance Meter Kit:

Here is a handy shop item incorporating a reliable and accurate measurement method which works from 01 pico + d to 10 micro + d. Includes large 6" scale analog meter movement, all electronic parts and full documentation and theory of operation. Requires 5V. and +12V power. Makes accurate readings directly and instantly! No tuning, fiddling or interpolation required. Full documentation and theory...\$39.95

5V Regulated Power Supply Kit:

Provides regulated 5V @ approx. 250 ma for benchwork, breadboards and small projects. Includes LM340T-5, regulator, rectifiers, filter caps, and wall-plug transformer. Full notes...\$6.95

Nicad Batteries and Charger:

2 ea 2A.H. 'C' size Nicads (great for memory power-fail CKTS, cold weather flashlights, etc. and charger...\$13.95

LINEAR

LM380N 1.39
LM340T-5, 12, 15 .99

NE560 2.95
NE561 2.95
NE565 1.95
NE566 1.49
NE567 1.49
LM1812 4.95
LM1889 4.95

CPU SPECIALS

8080A 10.95
Z80 (2mHz) incl. 18mHz Xtal 33.95
Z80A (4mHz) incl. 36mHz Xtal 39.95

OPTOCOUPERS

4N26 1.00

PROMS

8223 Special 10/9.95
82S115 8 x 512 15.95

EPROMS

2708 650nS 12.95
2708 450nS 16.95
C1702A 1000nS 4.95
MM5203Q 4.95
MM5204Q 9.95

8K Static Memory Boards

Tested, Burned-In, Complete
\$179.00 for 450nS
\$239.00 for 250nS
\$ 19.00 for Bare Board

VERBATIM Removable Magnetic Storage Media PRICE REDUCTION!

Minidiskettes	1-9	10-25	26-100
	4.79	4.65	4.45

MD525-01

(Soft Sector) for: Intelligent Systems, Magnovox, Microkit, and Vector Graphics (10 Sector, Hard) for: Digi-log, North Star, Polymorphic, Tei Inc., and Wang

MD525-10

(16 Sector, Hard) for: Altair, Comtek, Micropolis, R2E, Realistic Controls, and Teleray- Research Inc.

MD525-16

(16 Sector, Hard) for: Altair, Comtek, Micropolis, R2E, Realistic Controls, and Teleray- Research Inc.

Standard Size

Diskettes	1-9	10-25	26-100
	5.99	5.33	4.79

FD34-1000

(Soft Sector, IBM Std.)

FD32-1000

(Hard Sector, Inner dia.)

FD65-1000

(Hard Sector, Outer dia.)

Cassettes

	1-9	10-25	26-100
--	-----	-------	--------

R-300

Digital Direct

	5.25	4.99	4.35
--	------	------	------

RAMS

21 L02-1	450nS	1.25	AY5-1013	4.95
21 L02	250nS	1.50	MM5369	1.69
2111AL-4	450nS	2.30	MM5320	6.00
C3107B	60nS	1.99	2513 Up.	5.95
PD411D-4	135nS	3.99	2513 Lo.	6.95
			IN4005	11/1.00
			IN4148	15/1.00

and OTHERS

Electrolabs

POB 6721,
Stanford, CA 94305

415-321-5601

SATISFACTION
100% GUARANTEED!

MERRY CHRISTMAS!

TO ORDER:

Send check or money order and include \$1.00 for shipping, 1.00 (optional) for insurance, and please include 6½% sales tax if you are a California state resident. COD orders add .85 Thank you.

Text Handling Terminal Features Automatic Justification




The Delta 4300E, a new video display terminal designed for text processing applications, features automatic word wrap, automatic ragged right sentence and paragraph justification, and automatic justification of new insertions.

Editing features include searching for a specific word or word string, and optionally deleting or replacing the string found with a new word or word string. Text is stored in a 4 K character memory, expandable to 8.5 K. The display presents a full 128 upper and lower case character set in 25 lines of 80 characters each. Automatic scrolling is provided, and a "paging" feature permits recall of information that has been scrolled off the screen. Communication speeds up to 9600 bps are available, and a serial printer port can be added as an option. The 4300E is offered by Delta Data Systems Corp, Woodhaven Industrial Park, Cornwells Heights PA 19020, (215) 639-9400. ■


Circle 615 on inquiry card.

Daisywheel Printer Takes Byte Sized Commands



Interfacing a daisywheel printer to a microcomputer is simplified with this new OEM model, which takes its commands in serial or parallel byte format instead of the 13 bit format of prior mechanisms. The Sprint Micro 5

Time and Date Board for LSI-11




This battery operated accessory board provides calendar and real time clock functions for the LSI-11 or PDP-11 computer. The TCU-50 board for the LSI-11 provides the month and day, and the time in hours, minutes and seconds in response to a read instruction. The TCU-100, for the PDP-11, also includes an interrupt feature which can be set to interrupt the system at a specific time or at regular intervals. The rechargeable batteries are good for three months of use. The units are shipped running and preset to the correct date and local time at the customer's location. The TCU-50 is \$325, and the TCU-100 is \$495 in single quantities, from Digital Pathways Inc, 4151 Middlefield Rd, Palo Alto CA 94306, (415) 493-5544. ■

Circle 617 on inquiry card.

includes a built-in microprocessor with a set of 58 commands, which can be used to define format and character spacing, hammer intensity, ribbon color, vertical and horizontal tabs, and select normal, program or graphics modes. The optional RS232C interface, which includes a 224 character buffer, allows the printer to receive parallel and serial data from two sources simultaneously. For terminal builders, a send receive cover and plug-in facilities for a keyboard are offered. The control panel includes 11 switch selectable functions, such as full or half duplex, data rate, form length, and 10 or 12 pitch spacing. The Sprint Micro 5 is available in two models, with printing speeds of 45 or 55 characters per second. The 45 cps model is priced at \$1675 in quantities of 50, and the optional RS232C interface is \$100 from Qume Corporation, 2323 Industrial Pky W, Hayward CA 94545, (415) 783-6100. ■

Circle 616 on inquiry card.


Cassette Recorder Meets ANSI, ECMA Standards



This new compact, lightweight digital cassette recorder can be used with any ECMA-34 compatible reader, minicomputer or terminal as well as ANSI compatible devices such as the Texas Instruments Silent 700. The Model 819-34 measures 4.5 by 4 by 7 inches (11.4 by 10.2 by 17.8 cm), weighs 3 pounds (1.4 kg) and requires 500 mW while running or 20 μ W in standby mode. The unit features parallel input of up to 32 bits, a data rate of 50 bits per second and a formatted capacity of 1 million bits. Analog to digital and 16 channel multiplexer cards may be added to the unit's card cage. The Model 819-34 is \$995 from Memodyne Corporation, 385 Elliot St, Newton Upper Falls MA 02164, (617) 527-6600. ■

Circle 618 on inquiry card.

Credit Card Magnetic Stripe Reader



This device reads or writes information on the magnetic stripes of credit cards conforming to the International Standards Organization (ISO) and American National Standards Institute (ANSI) conventions. The magnetic head travels along a precision lead screw running in ball bearings to read or write on the stripe, and a spring loaded design minimizes card wear and provides optimum signal output. The ANSI standard provides for recording of up to 600 bits per track, but an improved design, for which patents are being sought, is capable of reading and writing up to 1024 8 bit bytes on the stripe. Interfacing options include TTL clock and data levels, buffered RS232 signals and a direct microprocessor bidirectional bus interface. Prices start at \$296 for the reader mechanism with TTL interface in single quantities, from Vertel Industries, 167 Worcester St, Wellesley Hills MA 02181, (617) 235-2330. ■

Circle 619 on inquiry card.

Cybercom BOARDS

MB-1 MK-8 Computer RAM, (not S-100), 4KX8, uses 2102 type RAMs, PCBD only\$22

MB-3 1702A EROM Board, 4KX8, S-100, switchable address and wait cycles, kit less PROMS\$65

MB-4 Basic 4KX8 ram, uses 2102 type rams, may be expanded to 8KX8 with piggybacking, S-100 buss. PC board\$30

MB-6 Basic 8KX8 ram uses 2102 type rams, memory protect in 256 to 8K switchable S-100 buss. PCBD\$35

MB-7 16KX8, Static RAM uses μ P410 Protection, fully buffered. PCBD\$30.00 KIT\$525.00

MB-8 2708 EROM board, S-100, 8KX8 or 16KX8 kit without PROMS\$85

MB-9 4KX8 RAM/PROM Board uses 2112 RAMS or 82S129 PROM kit without RAMs or PROMs\$80

IO-2 S-100, 8 bit parallel I/O port, 2/3 of board is for kludging. Kit\$55 PCBD\$30

IO-4 Two serial I/O ports with full handshaking 20/60 ma current loop. Two parallel I/O ports. Kit\$150

VB-1 64X 16 video board, upper lower case Greek, composite and parallel video with software, S-100. Kit\$150 PCBD\$30

SP-1 Music synthesizer board, S-100, computer controller wave forms, 9 octaves, 1V rms 1/2% distortion, includes software kit\$200

Altair Compatible Mother Board, 11 x 11 1/2 x 1/8". Board only\$45 With 15 connectors\$105.

Extender Board full size. Board only\$9
With connector\$13.50

Solid state music Cybercom boards are high quality glass board with gold finger contacts. All boards are check for shorts. Kits only have solder mask. 90 day guarantee on Cybercom kits.

Non-electrical cosmetic rejected PCBD from Cybercom.
IO-2\$21 MB-6\$21 VB-1000\$25

WMC inc. WAMECO INC.

MEM-1 8KX8 fully buffered, S-100, uses 2102 type rams. PCBC\$30

Mother Board 12 slot, terminated, S-100, board only\$35

CPU-1 8080A Processor board S-100 with 8 level vector interrupt PCBD\$30

10% discount on 10 or more of WAMECO PCBD in any combination.

NEW! All IC's Sockets & hardware for WAMECO CPU-1 include all prime Eowa, 8214, 8224, 8212. PCBD not included\$65

All ICs, sockets & hardware for WAMECO MEM-1 includes prime 2102AL-4's. PCBD not included. Order PCBD separately\$135

Special 2102AL-4 1K x 1 ram 1/2 less power than 21L02 type rams, with power down, prime from NEC. Ea. 2.00; 32 ea. 1.80; 64 ea. 1.70; 128 ea. 1.60; 256 ea. 1.50.

9080A AMD 8080A (Prime)	20.00
8212/74S412 Prime	4.00
8214 Prime	8.30
8216 Prime	4.95
8224 Prime	5.00
8228 Prime	8.90
8251 Prime	14.50
8255 Prime	14.50
1702A-6 AMD 402A Prime	5.00
TMS-6011 UART Prime	6.95
2513 Char Gen Upper Prime	11.00
2513 Char Gen Lower Prime	11.00
1702A Intel Not Prime	4.00

74L00	.25	74LS00	.40	1101	1.25
74L01	.25	74LS01	.50	1103	1.25
74L02	.25	74LS02	.40	2101	4.50
74L03	.25	74LS03	.40	2111-1	3.75
74L04	.30	74LS04	.45	2112	4.50
74L05	.40	74LS05	.45	2602	1.60
74L06	.30	74LS08	.40	4002-1	7.50
74L08	.40	74LS10	.40	4002-2	7.50
74L09	.40	74LS12	.55	MM5262	1.00
74L10	.30	74LS20	.40	7489	2.00
74L20	.35	74LS22	.45	74200	4.95
74L26	.40	74LS27	.45	74C89	3.00
74L30	.40	74LS30	.40	82S06	2.00
74L32	.45	74LS37	.60	82S07	2.00
74L42	1.50	74LS38	.60	82S17	2.00
74L51	.35	74LS42	1.50	8223	2.50
74L54	.45	74LS51	.40	82S23	3.00
74L55	.35	74LS54	.45	82S123	3.00
74L71	.30	74LS55	.40	82S126	3.50
74L73	.55	74LS73	.65	82S129	3.50
74L74	.55	74LS74	.65	82S130	3.95
74L75	1.20	74LS76	.65	82S131	3.95
74L78	.90	74LS151	1.55	IM5600	2.50
74L85	1.40	74LS174	2.20	IM5610	2.50
74L86	.75	74LS175	1.95	IM5603	3.00
74L89	3.50	74LS192	2.85	IM5604	3.50
74L90	1.50	2501B	1.25	IM5623	3.00
74L91	1.50	2502B	3.00	IM5624	3.50
74L93	1.70	2507V	1.25	MMI6330	2.50
74L95	1.70	2510A	2.00	DM8573	4.50
74L98	2.80	2517V	1.25	DM8574	5.50
74L123	1.50	2519B	2.80	DM8575	4.50
74L164	2.50	2532B	2.80	DM8576	4.50
74L165	2.50	2533V	2.80	DM8577	3.50
74L192	1.25	DM8131	2.50	DM8578	4.00
74L193	1.20	N8263	3.50	2.4576 MHZ	
MH0026	2.95	MC1489	1.50	XTAL	7.20
MC1488	1.50	DM8837	1.50		

MIKOS

419 Portofino Drive
San Carlos, California 94070

Please send for IC, Xistor
and Computer parts list.

Check or money order only. If you are not a regular customer and your order is large please send either a cashier's check or a postal money order, otherwise there will be a delay of two weeks for the check to clear. All items post paid in the U.S. Calif. residents add 6% tax. Money back 30 day guarantee. We cannot accept returned IC's that have been soldered to. Prices subject to change without notice. \$10 minimum order. \$1.00 service charge on orders less than \$10.

THE ALPHA-1 SYSTEM ✓ RATED A BEST BUY IN MASS STORAGE SYSTEMS



✓ APPLICATIONS

- BUSINESS applications include mailing lists, payroll, billing, and inventory.
- CASSETTE BACKUP for disk-based Systems not only provides large amounts of storage at low cost, but also provides for convenient storage of historical records.
- DEVELOPMENT SYSTEM features include a powerful operating System with an Editor, Assembler, and Debugger, plus a variety of System utilities which speed development.
- OEM applications include P.O.S. data capture, word processing systems, audio-visual presentation systems, telephone call transfer systems.

✓ HARDWARE

- Stores greater than 500K bytes per side of a C-60 tape.
- Access a file in 17 seconds average on a C-60 tape.
- Load 8K of data in less than 11 seconds (6250 baud).
- 100% interchangeability of cassettes with no adjustments required or allowed.
- Compatible with all popular S-100 Bus Microcomputers.
- Audio track under computer control.
- Eliminates the need for ROM/PROM monitors.

✓ SOFTWARE

- MCOS, a powerful stand-alone cassette operating system, is operationally much simpler than a D.O.S., handles variable length named files, will update a file in place, packs or copies tapes with a single command.
- EXTENDED BASIC with MCOS permits array handling and concatenation of files, plus all capabilities of MCOS.

✓ PRICES START AT \$240

✓ FREE BUYERS GUIDE



If you are shopping for a tape or disk system for your S-100 Bus Computer System, you do not have all the facts until you have the MECA "BUYERS GUIDE TO MASS STORAGE." This 10 page guide book provides a framework for evaluating cassette, cartridge, and disk-based systems. Write for your copy today.

For complete information including the Dealer nearest you, write or phone:

meca

7026 O.W.S. Road, Yucca Valley, CA 92284
(714) 365-7686

Zoom and Pan with This Graphics Terminal



This raster scan graphics terminal with a built-in microprocessor performs a variety of graphics operations independently of the computer to which it may be connected. The terminal features separate alphanumeric and graphics memories, with 8 K bytes of memory (expandable to 12 K) allotted to a 24 line by 80 character alphanumeric display with 9 by 15 dot character cells, and 256 K bits of memory for graphics with a 360 by 720 dot resolution. Graphics capabilities include "rubber band" line drawing, zoom magnification of any portion of the graphics memory up to 16 times, and panning through any portion of the magnified display which is not in the viewing window. An automatic plotting feature for tabular data guides the operator through a simple menu of questions about plotting parameters, and then generates a fully labeled plot with as few as three keystrokes. Optional built-in cartridge tape drives provide up to 220 K bytes of local data storage. The Hewlett-Packard 2648A graphics display terminal is \$5500 in single quantities, or \$7100 with cartridge tape drives, from Hewlett-Packard Company, 1501 Page Mill Rd, Palo Alto CA 94304, (415) 493-1501. ■

Circle 620 on inquiry card.


Low Cost Hobbyist Keyboard



This inexpensive keyboard features a versatile interface which allows user selection of data and strobe polarity, parity sense, upper case alpha lock, and access to three user definable keys for custom code or function assignment. The Model 753 keyboard provides ASCII encoding for 53 keys in the standard Teletype format, employs KBM keyswitches for reliability and is said to be guaranteed. When built from a kit, estimated construction time is two hours. The Model 753 is \$59.95 in kit form or \$71.25 assembled and tested. Also available is a custom plastic enclosure, Model 701 (\$14.95), which is precut for the Model 753 keyboard. Delivery is from stock, from George Risk Industries Inc, GRI Plaza, Kimball NB 69145, (308) 235-4645. ■

Circle 621 on inquiry card.


Analog Boards from Zilog



Two new analog boards have been added to Zilog's MCB family of Z-80 microcomputer boards. The Z80-AIB board features 32 analog input channels, analog to digital converter gain ranges up to 0 to 10 V, amplifier gain ranges of 1 to 1000, and 12 bits of conversion resolution. The Z80-AIB is \$575, or \$675 with an optional DC to DC converter. The Z80-AIO board features 32 input channels and two analog output channels. Output resolution is also 12 bits. The Z80-AIO is \$775, or \$875 with the DC to DC converter, from Zilog, 10460 Bubb Rd, Cupertino CA 95014, (408) 446-4666. ■

Circle 622 on inquiry card.

Peripheral Boards for Z-80



This new family of peripheral and accessory boards for the Z-80 based MCB series includes the MAD-ONE multiple channel analog interface card with software programmable gains (\$595), the Model 606 programmable gain amplifier and filter card with dual channel inputs (\$395), the Model 602 prototyping board with or without wire wrap pins (\$75), the Model 605 extender card (\$95), and the Model 604 card cage with eight card slots (\$210). The boards are available from Signal Laboratories Inc, 202 N State College Blvd, Orange CA 92668, (714) 634-1533. ■

Circle 623 on inquiry card.

Smart Terminal



This "smart" editing terminal features an option for use with the Burroughs TD-800 series polling protocol. The detachable keyboard generates the full ASCII character set and has 16 or 32 special function keys. Editing features include tab, back tab and columnar tab operations, protected fields, absolute cursor addressing and cursor position reading. The Burroughs polling features include specific, broadcast and fast selection and multipoint contention mode. The D300 Teletype compatible version is \$1645, and the D400 with Burroughs polling features is \$1895, both in quantities of 25 with 45 day delivery, from EECO, 1441 E Chestnut Av, Santa Ana CA 92701, (714) 835-6000. ■

Circle 624 on inquiry card.

★ YOUR BEST BUY IN WIRE WRAP SUPPLIES ★

PRECUT WIRE

WHY BUY WIRE ON ROLLS?

PRECUT & STRIPPED WIRE IS:

- **Fast** - No more cutting & stripping by hand
- **Reliable** - Good, clean, uniform strip
- **Economical** - Cheaper than using bulk wire

Precut Wire

Bulk Wire

100 pcs of 3" at \$1.82 = 3 3/4¢/ft. 50 ft. roll at \$1.99 = 4¢/ft.
 100 pcs of 6" at 1.06 = 2¢/ft. 100 ft. roll at 2.95 = 3¢/ft.
 Wire Kit 1 at \$6.95 = 2 1/2¢/ft.

30 Kynar stripped 1" on each end. Lengths are overall
 Colors: Red,Blue,Green,Yellow,Black,Orange,White
 Wire packaged in plastic bags. Add 25¢/length for tubes.

	100	500	1000	5000
2 1/2 in.	.78	2.40	4.30/K	3.89/K
3 in.	.82	2.60	4.71/K	4.22/K
3 1/2 in.	.86	2.80	5.12/K	4.55/K
4 in.	.90	3.00	5.52/K	4.88/K
4 1/2 in.	.94	3.21	5.93/K	5.21/K
5 in.	.98	3.42	6.34/K	5.52/K
5 1/2 in.	1.02	3.65	6.75/K	5.86/K
6 in.	1.06	3.85	7.16/K	6.19/K
6 1/2 in.	1.15	4.05	7.57/K	6.52/K
7 in.	1.20	4.25	7.98/K	6.85/K
7 1/2 in.	1.25	4.45	8.39/K	7.18/K
8 in.	1.29	4.65	8.80/K	7.53/K
8 1/2 in.	1.32	4.85	9.21/K	7.84/K
9 in.	1.36	5.05	9.62/K	8.17/K
9 1/2 in.	1.40	5.25	10.03/K	8.50/K
10 in.	1.45	5.51	10.44/K	8.83/K
Addl. inches	.10	.41	.82/K	.66/K

WIRE KITS

# 1	\$6.95	# 2	\$19.95
250 3" 100 4 1/2"		250 2 1/2" 250 4 1/2"	250 6"
250 3 1/2" 100 5"		500 3" 250 5" 100 6 1/2"	
100 4" 100 6"		500 3 1/2" 100 5 1/2" 100 7"	
		500 4" 1 250 ft. Roll Bulk	

Choose One Color or Assortment

WIRE WRAP SOCKETS

	1-9	10-24	25-99	100-249	250-999	1K-5K
8 pin*	.41	.38	.35	.31	.29	.27
14 pin*	.42	.39	.36	.32	.29	.27
16 pin*	.46	.43	.39	.35	.32	.30
18 pin*	.63	.58	.54	.47	.44	.41
20 pin	.84	.78	.71	.63	.59	.54
22 pin*	1.30	1.20	1.10	.95	.90	.84
24 pin	.91	.84	.78	.68	.64	.59
28 pin	1.25	1.15	1.08	.95	.89	.82
40 pin	1.66	1.55	1.42	1.25	1.15	1.09

Gold 3-level Closed Entry Sockets
 • End & Side Stackable • All prices include gold
 Tin sockets and 2-level sockets available

INTERCONNECT CABLES

Ribbon cable connectors for connecting boards to front panels, or board to board.

SINGLE ENDED DOUBLE ENDED

	14 pin	16 pin	24 pin	14 pin	16 pin	24 pin
6"	1.24	1.34	2.05	2.24	2.45	3.37
12"	1.33	1.44	2.24	2.33	2.55	3.92
24"	1.52	1.65	2.63	2.52	2.78	4.31
48"	1.91	2.06	3.40	2.91	3.17	5.08

WIRE WRAP TOOLS

\$34.95

HOBBY WRAP
 Model BW 630
 With Free Wire Kit 1
 (\$6.95 Value)



Batteries & Charger \$11.00
 WSU 30 Hand Wrap-Unwrap Strip Tool 5.95
 WSU 30M, for Modified Wrap 6.95
 BT 30 Extra Bit 2.95

WIRE WRAP BOARDS

			1-4	5-9	10-24	WW Connector
H-PCB-1	4x4 1/2	44	Buses on both sides	4.75	4.50	4.00 3.00
3662	4x6	44	Blank	6.25	5.85	5.50 3.00
3682	4x10	44	Buses on one side	10.50	10.00	9.50 3.00
3682-2	4x6	44	Buses on one side	9.50	9.00	8.25 3.00
4066-4	4x6	72	Buses on both sides	13.50	13.00	12.50 4.00
3719-1	4x6	72	Blank	9.00	8.50	8.00 4.00
3719-4	4x10	72	Blank	11.00	10.50	10.00 4.00
4350	7x9 1/2	80	Buses on both sides	17.50	16.50	16.00 7.00
8800V	10x5.3	100	Buses on both sides	19.50	17.96	16.95 5.00
169P84	8 1/2 x 17	-	Blank	6.25	5.75	5.25 -

SOCKET SALE!

	1.9	10-49	50 up
14 pin Gold WW	.34	.32	.30
16 pin Gold WW	.36	.35	.33
24 pin Gold WW	.75	.70	.68

Prices good through
 3/1/78
 when purchased with
 Wire Kit #1 or #2

Ordering Information:

- Orders under \$25 and COD's, add \$2
- All others, shipped Ppd in U.S. via UPS
- For Blue Label (Air) or 1st Class, add \$1
- We accept Visa & MasterCard
- Most orders shipped same day

Dealer Inquiries Invited

PAGE DIGITAL ELECTRONICS

135 E. Chestnut Street 4A
 Monrovia, California 91016
 Phone (213) 357-5005

APPLE II I/O BOARD KIT

Plugs Into Slot of Apple II Mother Board

FEATURES:

- 18 Bit Parallel Output Port (Expandable to 3 Ports)
- 1 Input Port
- 15mA Output Current Sink or Source
- TTL or CMOS Compatible
- Addressable anywhere in memory output area
- Can be used for peripheral equipment such as printers, floppy discs, cassettes, paper tapes, etc.

KIT INCLUDES:

P.C. Board, I.C.'s Sockets and Assembly Manual.

PRICE:

- 1 Input and 1 Output Port for \$49.00
- 1 Input and 3 Output Ports for \$64.00

DEALER INQUIRIES INVITED

INSTRUCTION MANUAL with SOFTWARE
 for Interfacing to SWTPC PR-40 Printer, \$10.00

LD-130 3 Digits A/D Conv. \$11.95	6800 mpu 15.95 6820 pia 13.00 6850 acia 12.00	2708 E Prom 1Kx8 450ns \$14.95
--	--	---

SHIPPING AND HANDLING KEYBOARD \$3.50. OTHERS - \$1.00.
 California residents add 6% sales tax

ELECTRONICS WAREHOUSE Inc.

1603 AVIATION BLVD.
 REDONDO BEACH, CA. 90278
 TEL. (213) 376-8005

WRITE FOR FREE CATALOG

You are invited to visit our store at the above address

3RD GENERATION ONLY \$63.00 ASCII KEYBOARD KIT



FURTHER IMPROVEMENTS, MORE FEATURES

- TTL Logic Circuits
- Power: +5V, 275mA
- Upper and Lower Case
- Full ASCII Set (Alpha Numeric, Symbols, Control)
- 7 or 8 Bits Parallel Data
- Optional Serial Output
- Selectable Positive or Negative Strobe, and Strobe Pulse Width
- 'N' Key Roll-Over
- Fully Debounced
- Carriage Return Key
- Repeat Function Key
- Shift Lock, 2 Shift Keys
- 4 User Defineable Keys
- P.C. Board Size: 17-3/16" x 5"


OPTIONS:

- Metal Enclosure (Painted IBM Blue and White) \$25.00
- 18 Pin Edge Con. \$2.00
- I.C. Sockets . . . \$4.00
- Serial Output (Shift Register) \$2.00
- Upper Case Lock Switch (for Capital Letters and Numbers) \$2.00

KIT Includes: Key-board, P.C. Board, all required components and assembly manual.

NOTE: If you have this 63 Key Teletype Keyboard you can buy the Kit without it for \$44.95.


Intelligent Floppy Available in Several Styles



These floppy disk drives feature voice coil positioning for faster access and a microprocessor based intelligent controller. The Model 277 Dual Diskette Drives can be packaged in a variety of configurations: 1) a system with one or two dual drives, controller, power supply and cabling enclosed in a 19 inch rack mountable chassis; 2) a one or two drive system with power supply and cabinet but without the controller, and 3) a "slimline" system which incorporates one dual drive and power supply in a tabletop chassis. The intelligent controller has its own 8080 microprocessor and internal disk operating system in firmware. On command, the 1070 controller can perform all file management functions including disk formatting and initializing. Voice coil positioning is said to be seven to ten times faster than other methods, with an average seek time of 36 ms. Interfaces are available for most of the popular microcomputers. The systems range in price from \$740 for the controller only to \$3995 for the two drive (four spindle) system with controller, from PerSci Inc, 12210 Nebraska Av, W Los Angeles CA 90025, (213) 820-3764. ■

Circle 625 on inquiry card.

New 74 Megabyte Hard Disk



Priced at \$6000, the C-D74 disk drive provides a 35 millisecond average access time to any of 74 million bytes of information. With 12 tracks on a cylinder, the device can access any of 220,000 bytes in 5 ms. Single track seek time is 10 ms, and the disk's data transfer rate is 7.3 million bits per second. With its large storage capacity and fast access time, the device is said to be adequate to store all the records of a medium size company. The C-D74 uses "Winchester" technology in a nonremovable sealed chamber drive with a rotary arm positioner, and can run 24 hours a day without worry of disk wear. The C-D74 disk drive, cable, interface for an OSI Challenger and OS-74 operating system software is \$6000 FOB the shipper's plant, from Ohio Scientific Instruments, Hiram OH 44234, (216) 569-7905. ■

Circle 627 on inquiry card.


Million Byte Floppy Disk System



This floppy disk system comprises four drives in a "dual dual" configuration, a controller, power supply and chassis, enclosure, cabling, and a new BASIC software package. The Meta-Floppy 1054 Mod II will plug into any 8080 or Z-80 based computer using the Altair (S-100) bus and features an all steel head positioner system, electronics capable of reading disks whose signal strength is weak, file protect circuitry and a disk insertion interlock, and lighted numerals to show the logical address of each drive. Track to track access time is about 30 ms, and the data transfer rate is 250,000 bytes per second. The BASIC language system supports line printer spooling and chaining of program segments. The 1054 is \$3220 in single quantities, from Micropolis Corp, 7959 Deering Av, Canoga Park CA 91304, (213) 703-1121. ■

Circle 633 on inquiry card.


AC Capstan Motor for Cassette Transport



The Phi-Deck cassette tape transport is now available with a fixed speed AC capstan motor. Features of the new model include four motor control, remote control capabilities, fast start and stop, less than 30 seconds rewind time, and speeds from 1 to 10 inches per second. TTL compatible control boards are available for the transport, as are options such as beginning and end of tape sensing, cassette in place sensing, etc. The transport is \$149 in single quantities and less than \$100 in quantities of 500, from Triple I Inc, POB 18209, Oklahoma City OK 73118, (405) 521-9000. ■

Circle 634 on inquiry card.

Minifloppy with FORTRAN IV



This Altair (S-100) bus compatible floppy disk kit allows you to run FORTRAN programs on an 8080 based system with at least 20 K bytes of

programmable memory. The kit includes a Shugart SA400 minifloppy disk drive, cables and cabinet, a floppy disk interface board kit, a disk operating system with file management, a text editor, and FORT//80, a FORTRAN IV system for the 8080 from Unified Technologies of Canada. The interface board can control two minifloppy drives and includes a bootstrap and diagnostic program in ROM. Also included are 8 bit parallel input and output ports. The disk operating system (FDOS) manages named files and includes a "sysgen" program for custom tailoring of the operating system IO routines. The FORTRAN system includes double precision arithmetic, in line machine code, FORTRAN control over interrupts, and direct interface of custom IO drivers to FORTRAN READ and WRITE statements. A 90 day warranty and a 2 year software and documentation update service are provided. The

package costs \$1095 as a kit, or \$1220 assembled and tested. A second minifloppy drive is available as a kit for \$449, or \$495 assembled and tested, from Realistic Controls Corporation, 3530 Warrensville Center Rd, Cleveland OH 44122, (216) 751-3158. ■

Circle 626 on inquiry card.

All Prime Quality — New Parts Only

Lowest Prices — Satisfaction Guaranteed

EDGE CARD CONNECTORS:

Bifurcated Contacts. Not tin. *Gold over nickel.* 50/100 Pin (.100, 1.25, + .156 Pin spacing). Double Read out.

50/100 Altair Type — Dip Solder Pins	\$4.25 ea	5 pcs	\$4.00 ea
50/100 Imsai Type — Dip Solder Pins	\$4.25 ea	5 pcs	\$4.00 ea
50/100 Imsai Type with Guides	\$4.50 ea	5 pcs	\$4.25 ea
Imsai Guides only	\$.30/pr	5 pr	\$.25/pr

All other contacts available: Solder Eyelet, Wire Wrap, etc. *All gold.*
 Many other types available: 10/20, 15/30, 18/36, etc.
 When ordering: *specify type of contact.*

2708 1KX8 PROM 450 NS
 \$16.75 ea
 5 pcs or more \$15.70 ea

8080A — PRIME
 \$12.00 ea
 5 pcs \$11.50 ea

Write for larger quantity discounts.
 Dealers welcome.

25 PIN SUBMINIATURE CONNECTORS:

Gold Plated Contacts.

DB25P Plug	\$2.60 ea	5 pcs	\$2.25 ea
DB25S Socket	\$3.75 ea	5 pcs	\$3.50 ea
DB51212-1 Hood (grey)	\$1.00 ea	5 pcs	\$.95 ea
DB51226-1A Hood (black)	\$1.10 ea	5 pcs	\$1.00 ea

SAVE:

Buy a complete set:
 1 Plug, 1 Socket, 1 Hood (any) \$6.50/set
 5 Sets \$6.25/set

Minimum order \$10.00: Add \$1.00 for shipping and handling.
 Orders over \$25.00: We pay the shipping: Calif. residents add 6% tax.
 No COD's: For immediate shipment send money order or cashier's check.

When ordering:
 State method of shipment:
 Mail or UPS.

ORDER FROM:

Beckian Enterprises

P.O. Box 3089 Simi, Calif. 93063

4K RAM BOARD

Assembled and tested.

\$89.95

See kit below.

4K RAM BOARD KIT

450ns Access RAMs
 Fully Buffered
 Low Power
 Static
 5V only
 4½ x 6 inch board

\$79.95

Buy 4 RAM Board kits at
 \$79.95 each and an 8 slot
 Mother Board is yours

Includes 8 connectors and card guides.

FREE.

MOTHER BOARD

8 SLOT 44 PIN BUS
 50 Pin Edge Connector

Mother Board \$20.00 ea
 Connectors 2.50 ea
 Card guides for above \$10.00 per set.

KIM INTERFACE

Board plugs into Kim expansion connector
 Connector for our Mother Board
 Full memory decoding
 Write protect for (4) 4K bytes
 Address and data Bus buffers


2102 — \$1.20 Multiples of 25 only.
 Low power, 450 n.s. Access and cycle.

8K EPROM BOARD
 5 Volt only For our bus

MAKE CHECK OR MONEY ORDER PAYABLE TO:

Kathryn Atwood Enterprises
P.O. Box 5203, Orange, CA 92667

Discounts available at OEM quantities. For orders less than \$25.00 total, add \$1.25 for shipping. California residents add 6% sales tax. Estimated shipping time 2 days ARO with money order. For checks allows 7 days for check to clear.




Semibuild This Semikit

A semikit is a fully assembled and wave soldered printed circuit board with pretested integrated circuits, which the user need only test and burn in on his or her own computer. It is designed to eliminate common kit building problems such as bad solder joints, heat damaged components and faulty integrated circuits. Documentation is included with the semikit for the test and burn in procedures. The first semikit is the 16KRA memory board, which includes 16 K bytes of programmable memory in 4 K independently addressable blocks, with an invisible refresh and a worst case access time of 400 ns. The 16KRA is \$369 in semikit form and \$399 tested and burned in, from Processor Technology Corp, 6200 Hollis St, Emeryville CA 98608, (415) 652-8080. ■

Circle 628 on inquiry card.


Add-on Memory for LSI-11 and PDP-11/03



A new high density memory card for the LSI-11 and PDP-11/03 is available from Fabri-tek Inc, 5901 S County Rd 18, Minneapolis MN 55436, (612) 935-8811. The LS-IN-11 provides 8, 16, 24 or 32 K bytes of memory on a single card with a 2 slot connector, using 8 K or 16 K dynamic MOS n-channel memory chips. A typical low quantity price for the 16 K version of the card is \$1085 with a 12 month warranty. ■

Circle 632 on inquiry card.

CompuTime Offers Clock, Calendar and Calculator on One Board



CompuTime has announced an Altair (S-100) bus compatible PC board which combines a real time clock, calendar and 40 function scientific calculator in one package.


Applications for the clock and calendar include stamping output listings with time and date, plus alarm and timing operations which can be implemented by means of two coincidence counters provided on the board. If power is shut down, a battery backup system is provided.

The 40 function calculator enables the computer to handle floating point, trigonometric and algebraic problems as well as basic math functions.

The package is available in three configurations: time, date and calculator, kit price \$199; time and date only, kit price \$165; and calculator only, kit price \$149. The boards are also available assembled and tested. Contact CompuTime, POB 417, Huntington Beach CA 92648, (714) 638-2094. ■

Circle 631 on inquiry card.

Memory Board for EXORciser and MEK6800



An 8 K static memory board now available is pin and signal compatible with the bus used in the Motorola EXORciser, Micromodules, and the MEK6800D1 and MEK6800D2 Evaluation Kits. The 9626 board features full 16 bit address decoding and buffered address, data and control lines. The 9626 is \$350 in single quantities and \$210 in lots of 100 from Creative Micro Systems, 6773 Westminster Av, Westminster CA 92683, (714) 892-2859. ■

Circle 629 on inquiry card.

Attention Readers and Vendors...

Where Do New Product Items Come From?

The information printed in the new products pages of BYTE is obtained from "new product" or "press release" copy sent by the promoters of new products. If in our judgment the neat new whiz-bang gizmo or save the world software package is of interest to the personal computing experimenters and homebrewers who read BYTE, we print the information in some form. We openly solicit such information from manufacturers and suppliers to this marketplace. The information is printed more or less as a first in first out queue, subject to occasional priority modifications.

LOW PROFILE IC SOCKETS
 14 PIN - \$.18 22 PIN - \$.33
 16 PIN - \$.20 28 PIN - \$.48
 18 PIN - \$.25

AUGAT WIRE WRAP SOCKETS
 16 PIN. Gold Plated
 \$.49 ea. 10 FOR \$3.95
 LIMITED STOCK

TRIMMER CAP
 2 - 20 PF. CER. 4/\$1
 Mil. Quality


P. C. MOUNT VOLUME CONTROL
 Nylon Shaft. 1K or 100K.
 YOUR CHOICE 4/\$1

16K E-PROM CARD

S-100 (IMSAI/ALTAIR) BUSS COMPATIBLE

\$69.95 (KIT)

IMAGINE HAVING 16K
 OF SOFTWARE ON LINE AT ALL TIME!



KIT FEATURES:

1. Double sided PC Board with solder mask and silk screen and Gold plated contact fingers.
2. Selectable wait states.
3. All address lines and data lines buffered!
4. All sockets included.
5. On card regulators.

USES
 2708's!

WOW! DEALER INQUIRES INVITED

KIT INCLUDES ALL PARTS AND SOCKETS! (EXCEPT 2708's)

SPECIAL OFFER: Our 2708's (450 NS) are **\$12.95** when purchased with above kit.


**ADD \$25 FOR
 ASSEMBLED AND TESTED**

FULLY STATIC! \$149.00 KIT

8K LOW POWER RAM KIT!

KIT FEATURES:

1. Double sided PC Board with solder mask and silk screen layout. Gold plated contact fingers.
2. All sockets included! S-100 (IMSAI/ALTAIR)
3. Fully buffered on all address and data lines. BUSS COMPATIBLE
4. Phantom is jumper selectable to pin 67.
5. FOUR 7805 regulators are provided on card.

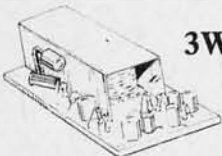


USES
 21L02-1
 RAM'S.

PRICE WAR!

For a limited time only:
 Buy two 8K Kits for **\$129 ea.**

Fully Assembled and Burned In — \$179.00
Blank PC Board With Documentation — 29.95
 Low Profile Socket Set — 13.50
 Support IC's (TTL and Regulators) — 9.75
 Bypass CAP's (Disc and Tantalums) — 4.50



3W AUDIO AMP MODULE

Fully assembled and tested.
 With schematic. 4, 8 or 16
 OHMS.

\$3.95 NEW!

JUMBO RED LED'S

New by G.E. Like MV5024
 #SSL-22

6 FOR \$1 25 FOR \$3.75

RCA HOUSE #2N3772

NPN Power Transistor. 30 AMP.
 150 W. VCEO-60. TO-3. Vastly out
 performs 2N3055. Reg. List \$3.04

2 FOR \$1

NEW!

4K STATIC RAM'S

NEW!

2114. The industry standard. 18 PIN DIP. Arranged as 1K X 4. Equivalent to
 FOUR 21L02's in ONE package! TWO chips give 1K X 8, with data.

2 FOR \$24

450 N.S.!

8 FOR \$85

MOTOROLA 7805R VOLTAGE REGULATOR

Same as standard 7805 except 750 MA
 OUTPUT. TO-220. 5VDC OUTPUT.
\$.44 each 10 FOR \$3.95

450 NS!

2708 EPROMS

450 NS!

Now Full Speed! Prime new units from a major U.S. Mfg. 450 N.S. Access
 time. 1K x 8. Equiv. to 4 1702 A's in one package!

\$15.75 ea.

Special Offer: **\$12.95 ea.** when purchased with our
 16K EPROM Kit.

Z - 80 PROGRAMMING MANUAL

By MOSTEK, the major Z - 80 second source. The most detailed explanation
 ever on the workings of the Z - 80 CPU CHIPS. At least one full page on each
 of the 158 Z - 80 instructions. A **MUST** reference manual for any user of the
 Z - 80. 300 pages. Just off the press! A D.R.C. exclusive! **\$12.95**

★ PRICE WAR! ★

21L02-1 LOW POWER RAM! Prime.
 500 N.S. FAST! **8 FOR \$9.95**

8 POSITION DIP SWITCH

By CTS. Fits 16 Pin Socket. **\$1.95**

TERMS: ORDERS UNDER \$15 ADD \$.75. NO C.O.D. WE ACCEPT VISA, MASTER CHARGE AND AMERICAN EXPRESS CARDS. MONEY BACK GUARANTEE ON ALL ITEMS. TEXAS RESIDENTS ADD 5% SALES TAX.


Digital Research Corporation

P. O. BOX 401247 • GARLAND, TEXAS 75040 • (214) 271-2461

CALL FOR OUR CATALOG!

WE PAY POSTAGE!


6800 Based System for OEMs



Designed especially for original equipment manufacturers, the MBC Microcomputer System comes complete with a keyboard and 6 digit hexadecimal display, a system monitor, general purpose board, four slot motherboard and flexible mounting system. The mounting frame, which will accept three peripheral boards, is provided with brackets to allow for front, back, side or 19 inch rack panel mounting. The main computer board has room for up to 768 bytes of programmable memory, 2.5 K bytes of read only memory, and a current loop, RS232 and cassette interface. The M68-MBC is \$695 from Electronic Product Associates Inc, 1157 Vega St, San Diego CA 92110, (714) 276-8911. ■

Circle 641 on inquiry card.

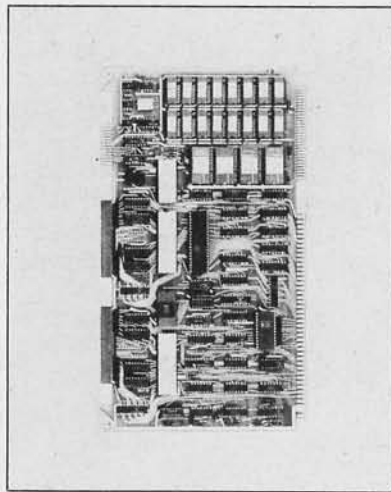
Integrated Package Based on LSI-11



The LSI based system includes a large backplane, dual drive floppy disk and power supply all in one package. The SS-11/15 is available in a single 10.5 inch rack or a tabletop mounting enclosure, and includes a 15 quad slot backplane, console interface and switch register, diagnostic and bootstrap ROM bus terminator, and distributed refresh controller. The system is compatible with Digital Equipment Corp software such as the RT-11 and RSX-11/S operating systems and multi-user BASIC, FORTRAN, and MACRO-11. The SS-11/15 is backed by a one year warranty and is delivered with all unused card slots occupied by bus general continuity boards to simplify testing of custom interfaces, from Unicom Inc, 8950 Westpark, Suite 312, Houston TX 77063, (713) 782-1750. ■

Circle 640 on inquiry card.

A New Single Board Z-80 Computer



Monolithic Systems Corporation has introduced the SBC-80 Multibus compatible computer featuring 8 K bytes of static programmable memory and 8 K of erasable programmable read only memory sockets with serial and parallel IO ports. Designated the MSC 8001, the single board computer uses the Z-80 processor and has up to 4 MHz clock speed. It is electrically and mechanically compatible with the SBC 80 systems, operating as a master module in the Multibus scheme.

The two parallel IO ports consist of parallel peripheral interface circuits with buffers and terminators to protect all internal MOS circuitry. A total of 48 lines are available. They can be configured for either positive or negative logic signals.

The serial IO port of the MSC 8001 supports RS232C, TTL or current loop compatible serial IO devices with programmable data transfer rate. Asynchronous and synchronous data formats can be programmed. The current loop interface is optically isolated to protect the MSC 8001 from transients or ground loops caused by peripheral equipment.

Real time processing is provided with the 8253 interval timer. The timer contains three 16 bit counters which operate independently. One is dedicated to the serial IO port and the other two are available for general use. The unit provides eight levels of fully vectored priority interrupts. The memory is available with either 4 K or 8 K of standard 18 pin, 4 K x 1 static programmable memory.

The MSC 8001 single board computer is \$845, including all interface elements and 8 K bytes of programmable memory.

Contact Dick Lorimor, Monolithic Systems Corporation, 14 Inverness Dr E, Englewood CO 80110, (303) 770-7400. ■

Circle 637 on inquiry card.

LSI-11 Based Floppy Disk System



This dual drive floppy disk system is available with or without an integral LSI-11 processor and is said to be identical in function to the PDP-11V03. The Micro-Flop 11 uses the Shugart SA800 disk drive with the SA850 double sided disk available as an option. The disk controller features a dedicated 8080 microprocessor which implements a disk self-test feature independently of the LSI-11. A front panel console, 10.5 inch (26.7 cm) enclosure, and the Digital Equipment Corporation H9270 backplane are included. The Micro-Flop 11 is \$3,350 without the LSI-11 and \$4,290 with the LSI-11 included, from Charles River Data Systems, 235 Bear Hill Rd, Waltham MA 02154, (617) 890-1700. ■

Circle 638 on inquiry card.

Commodore Ships First PET Computers



The PET computer made its debut recently as the first 100 units were shipped to waiting customers in mid October 1977. Here Commodore Systems Division Director Chuck Peddle is pictured with the PETs undergoing final checkout. Shipments were made about six weeks later than expected, according to Peddle. The delay was due in part to time consuming quality control measures and the material flow problem in starting up the production lines. "In this business," Peddle argued, "six weeks is actually pretty good." Many of the first units were delivered to customers who intend to develop software for the PET. Commodore plans to create a publishing house for programs developed by users as well as employees. The company plans to increase production of the PET computers to several thousand per month by early 1978. The basic PET with 4 K memory is priced at \$595, while the 8 K memory version is \$795, from Commodore Business Machines Inc, 901 California Av, Palo Alto CA 94304, (415) 326-4000. ■

Circle 639 on inquiry card.


Hobby Computer Kits ●●●

1 MODEM Part no. 109

Type 103
Full of half duplex
Works up to 300 baud
Originate or Answer
No coils, only low cost components
TTL input and output
Connect 8 ohm speaker and crystal mic. directly to board
Uses XR FSK demodulator
Requires +5 volts
Board only \$7.60, with parts \$27.50

2 RS-232/TTL INTERFACE Part no. 232

Converts TTL to RS-232, and converts RS-232 to TTL
Two separate circuits
Requires +12 and -12 volts
All connections go to a 10 pin gold plated edge connector
Board only \$4.50, with parts \$7.00



3 TAPE INTERFACE Part no. 111

Play and record Kansas City Standard tapes
Converts a low cost tape recorder to a digital recorder
Works up to 1200 baud
Digital in and out are TTL
Output of board connects to mic. input of recorder
Earphone of recorder connects to input on board
Requires +5 volts, low power drain
No coils
Board only \$7.60, with parts \$27.50

4 TELEVISION TYPEWRITER Part no. 106

Stand alone TVT
32 char/line, 16 lines, modifications for 64 char/line included
Parallel ASCII (TTL) input
Video output
1K on board memory
Output for computer controlled cursor
Auto scroll
Non destructive cursor
Cursor inputs: up, down, left, right, home, EOL, EOS
Scroll up, down
Requires +5 volts at 1.5 amps, and -12 volts at 30mA
Board only \$39.00, with parts \$145.00

5 UART and BAUD RATE GENERATOR Part no. 101

Converts serial to parallel and parallel to serial
Low cost on board baud rate generator
Baud rates: 110, 150, 300, 600, 1200, and 2400
Low power drain +5 volts and -12 volts required
TTL compatible
All characters contain a start bit, 5 to 8 data bits, 1 or 2 stop bits and either odd or even parity
All connections go to a 44 pin gold plated edge connector
Board only \$12.00, with parts \$35.00

6 RF MODULATOR Part no. 107

Converts video to AM modulated RF, Channels 2 or 3
Power required is 12 volts AC C.T., or +5 volts DC
Board only \$4.50, with parts \$13.50

4K/8K STATIC RAM Part no. 300

8K Altair bus memory
Uses 2102 Static memory chips
2-4K Blocks
Blocks can be addressed to any of 16 4K sections
Vector input option
TRI state buffered
Board only \$22.50, with parts \$160.00

TIDMA Part no. 112

Tape Interface Direct Memory Access
Record and play programs without bootstrap loader (no prom)
Has FSK encoder/decoder for direct connections to low cost recoder at 625 baud rate, and direct connections for inputs and outputs to a digital recorder at any baud rate
S-100 buss compatible
Comes assembled and tested for \$160.00

APPLE 1 MOTHER BOARD Part no. 102

10 slots - 44 pin (.156) connectors spaced 1/4 inch apart
Connects to edge connector of computer
Pin 20 and 22 connects to X & Z for power and ground
Board has provisions for by-pass capacitors
Board costs \$15.00

7 D. C. POWER SUPPLY Part no. 6085


Board supplies a regulated +5 volts at 3 amps., +12, -12, and -5 volts at 1 amp
Board has filters, rectifiers, and regulators
Power required is 8 volts AC at 3 amps., and 24 volts AC C.T. at 1.5 amps
Board only \$12.50

TO ORDER

Mention part number and description. For parts kits add "A" to part number. Shipping paid for orders accompanied by check, money order, or Master Charge, BankAmericard, or VISA number and signature. Shipping charges added to C.O.D. orders, Calif. res. add 6.5% for tax. Parts kits include sockets for all ICs, components, and circuit board. Documentation is included with all products. Dealer inquiries invited.

ELECTRONIC SYSTEMS
P.O. Box 212, Burlingame, CA 94010
(408) 374-5984

Low Cost 16 Bit Microprocessor Development System



This low cost development system (LCDS) lets the user gain experience with and develop programs for the 16 bit PACE microprocessor for a basic cost of only \$585. Fully assembled on a printed circuit card, the LCDS includes the microprocessor, 1 K 16 bit words of programmable memory, sockets for 1 K words of programmable read only memory, a 20 key dual function keyboard, a six digit light emitting diode dis-

play, a timer, input output buffers and bidirectional transceivers. On board ROM contains a system monitor for the keyboard, display, and control of input output subroutines. Both a 20 mA current loop interface and an RS232 port are provided. Three prewired, 72 pin sockets allow for additional memory or for expansion of the LCDS interface bus. Expansion boards may be plugged directly into these sockets, or a prewired cable assembly can be used to connect the unit to an expansion chassis. Maximum system memory is 60 K words. The LCDS microprocessor can be isolated from the system bus, allowing an external PACE to use LCDS memory and peripherals. This feature makes it easier to check out prototyping hardware as it is developed. Documentation includes an 80 page *Microprocessor System Design Manual*, a 96 page *LCDS User's Manual*, a 112 page *Assembly Language Programmer's Manual*, data sheets and schematic drawings. The unit requires a 5 V power supply delivering 2.8 A plus additional current for any memory expansion cards, and a 12 V supply for the RS232 interface. The LCDS is priced at \$585; expansion options include the IPC-16C/011 card including 1 K words of programmable memory for \$170, the IPC-16C/012B card providing sockets for 2 K words of read only memory for \$139, and the IPC-16P/802 expansion cable assembly for \$145, from National Semiconductor Corp, 2900 Semiconductor Dr, Santa Clara CA 95051, (408) 737-5000. ■

Circle 642 on inquiry card.

Correction



On page 208 of the December 1977 BYTE we gave the incorrect address for ordering Hewlett-Packard's HP-01 wrist-watch calculator. The unit is presently being marketed only through jewelry stores. To obtain the name of the store nearest you, call toll free (800) 648-7111; in Nevada, call 329-2700. Our thanks to HP's Mike Rosenthal for this information. ■

For Z-80 Users

The Z80-PDS program development system includes a floppy disk drive with up to 300 K bytes of online storage, 3K bytes of read only memory and 16 K bytes of programmable memory, and serial IO with RS232 or strappable current loop interface. Software for the system includes a disk resident operating system, editor, assembler, debugger and file handling utilities. The Z80-PDS can be used with any standard CRT or hard copy terminal at data rates from 110 to 19,200 bps. The system may also connect directly to a soon to be available optional keyboard and video monitor by means of the Z80-VDB video display board. Other optional modules are the Z80-PPB programmer board, Z80-IOB input output board, and the Z80-SIB serial IO board. The card enclosure measures 15 by 10 by 4 inches and weighs only 5 pounds, while the disk unit, 16 by 4.75 by 9 inches, weighs 10 pounds. The program development system is priced at \$2850 in single quantities from Zilog, 10460 Bubb Rd, Cupertino CA 95014, (408) 446-4666. ■

Circle 643 on inquiry card.

COSMAC Based Kit Aimed at Hobbyist



This low cost hobby computer kit features video display and audio cassette recorder IO as well as a low level interpretive programming language especially designed for the creation of compact games and graphics. The COSMAC VIP is based on the CDP1802 microprocessor and uses the CDP1861 video chip to control the video display. The VIP is built on a single 8.5 by 11 inch printed circuit card and provides 2 K bytes of programmable memory using 4 K bit static memory chips, and 512 bytes of read only memory containing a monitor program which permits the user to examine and alter memory, save and load programs on cassette tape, and examine the processor registers. The cassette interface operates at 100 bytes per second using any reasonably good audio cassette recorder. The CHIP-8 programming language simplifies the task of programming video games in hexadecimal code. CHIP-8 has 31 instructions in a 2 byte format for functions such as displaying a pattern on the video display, generating a

random number, sounding a tone, etc, and provides 16 one byte variables and subroutine nesting capability. Memory expansion to 4 K bytes and parallel IO expansion to 19 lines can be achieved by inserting additional integrated circuits on the printed circuit board, and additional memory and peripherals can be added through the 44 pin memory and input output expansion connector sockets on the board. The VIP user's manual, said to be written by a hobbyist for hobbyists, contains detailed information on kit assembly, operating procedures, CHIP-8 programming techniques, test programs and trouble shooting hints, and system expansion instructions. The manual also includes program listings for 20 video games which can be immediately entered and played by the user without having to learn programming.

Priced at \$275, the COSMAC VIP is available from RCA Solid State Division, POB 3200, Somerville NJ 08876, (201) 685-6423. ■

Circle 644 on inquiry card.

PLETE SATISFACTION IS OUR GUARANTEE YOUR COMPLETE SATISFACTION IS OUR GUARANTEE YOUR COMPLETE SATISFACTION IS OUR GUARANTEE YOUR COMPLETE SATISFACTION IS OUR GUARANTEE



HUGE DISCOUNTS!

Savings up to 70% on major brand IC parts and computer kits.

74LS00 TTL

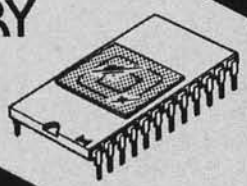
74LS00 \$.21	74LS93 .52	74LS192 .90
74LS02 .21	74LS109 .36	74LS196 .80
74LS04 .24	74LS112 .36	74LS197 .80
74LS08 \$.21	74LS113 .36	74LS221 1.06
74LS10 .21	74LS114 .36	74LS257 .71
74LS14 .85	74LS125 .46	74LS258 .70
74LS20 .23	74LS126 .46	74LS266 .26
74LS21 .23	74LS132 .75	74LS283 .72
74LS22 .23	74LS138 .70	74LS365 .55
74LS30 .23	74LS139 .70	74LS366 .55
74LS32 .30	74LS151 .65	74LS367 .55
74LS37 .31	74LS153 .66	74LS386 .39
74LS38 .31	74LS154 1.00	81LS95 .77
74LS42 .60	74LS157 \$.62	81LS96 .77
74LS47 .75	74LS160 .82	81LS97 .77
74LS48 .72	74LS161 .82	81LS98 .77
74LS73 .35	74LS162 .82	
74LS74 .35	74LS163 .82	
74LS75 .53	74LS164 .98	
74LS76 .37	74LS174 .75	
74LS86 .36	74LS175 .79	
74LS90 .52	74LS190 .90	
74LS92 .52	74LS191 .90	



1702A MEMORY

JUST

\$4.75 ea.



SPECIAL

SUPPORT DEVICES


6820	5.00	1702A	4.75
6850	5.00	2708	13.50
8212	3.45	2716	32.95
8214	9.50	21L02 450ns	1.25
8216	3.75	21L02 250ns	1.60
8224	3.75	1101	.75
8228	6.50		
8226	3.85	MICROPROCESSOR	
8238	7.95	8080A	\$11.95
		Z-80	24.95
		Z-80A	34.95
		6800	16.50

SPECIAL

2708 Special

Buy 10 get 1 free

Price: \$13.50 each




450 μs Full Specification Part

LINEAR

LM 301H	.35	LM 358M	.99
LM 301AH	.38	LM 379M	3.99
LM 301AM	.30	LM 380M	.99
LM 304H	1.00	LM 380N	.75
LM 305H	\$.60	LM 381N	1.79
LM 307M	.30	LM 386N	.99
LM 308H	1.00	LM 387N	.69
LM 308AH	.95	LM 3900N	.40
LM 308N	1.00	LM 555M	.39
LM 311M	.90	LM 556N	.88
LM 311N	.85	LM 567M	1.25
LM 311H	.90	LM 723N	.49
LM 312H	1.25	LM 741H	\$.35
LM 317H	3.45	LM 741M	.19
LM 317K	3.70	LM 747H	.79
LM 318M	1.15	LM 747N	.79
LM 319H	1.25	LM 1458M	.59
LM 321H	2.02	LM 1458H	.55
LM 322H	2.02	LM 1455H	.55
LM 324N	.72	LM 1458H	.59
LM 325H	2.25	LM 1455H	.55
LM 339N	.99	LM 4250CH	.89
LM 343H	2.99		

CMOS

4001	.16	4023	\$.16
4002	.16	4024	.67
4006	.99	4025	.16
4007	.16	4028	.74
4008	.79	4030	.22
4009	.37	4035	.98
4010	.37	4040	.99
4011	.16	4049	.34
4012	.16	4050	.34
4013	.29	4051	.89
4014	.74	4052	1.15
4015	.74	4053	.89
4016	.29	4066	.59
4017	.79	4071	.19
4018	.79	4081	.23
4019	.23	4082	.23
4020	.84	4507	.39
4021	.89	4510	1.05
4022	.89		



REGULATORS

LM 320K-18	1.75
LM 320K-24	1.75
LM 320T-5	1.10
LM 320T-12	1.10
LM 320T-15	1.10
LM 340K-5	.85
LM 340K-8	1.35
LM 340K-12	.85
LM 340K-15	.85
LM 340K-18	1.35
LM 340K-24	.85
LM 340T-5	.95
LM 340T-8	.95
LM 340T-12	.95
LM 340T-15	.95
LM 340T-18	.95
LM 340T-24	.95

74XX

7400	.11	74100	.28
7401	.13	74107	.28
7402	.13	74109	.22
7403	.13	74121	.29
7404	.15	7442	.37
7405	.13	7443	.59
7406	.16	7444	.59
7407	.23	7445	.65
7408	.17	7446	.62
7409	.17	7447	.59
7410	.13	7448	.60
7411	.18	7450	.13
7412	.13	7451	.13
7413	.25	7446	.62
7414	.61	7453	.13
7416	.24	7454	.13
7417	.22	7450	.14
7418	.23	7470	.26
7419	.25	7472	.21
7423	.25	7473	.21
7425	.25	7474	.27
7426	.22	7475	.45
7427	.17	7476	.28
7428	.13	7479	5.00
7432	.23	7480	.31
7437	.21	7481	.95
7438	.21	7482	.50
7439	.25	7483	.62
7440	.13	7485	.75
		7486	.26
		7489	1.75
		7490	.40
		7491	.51
		7492	.40
		7493	.40
		7494	.60
		7495	.60
		7496	.60
		74151	.99
		74152	.95
		74153	.61
		74154	.95
		74157	.55
		74161	.55
		74163	.55
		74164	.85
		74170	1.69
		74173	1.10
		74175	.85
		74175	.75
		74176	.69
		74177	.70
		74180	.65
		74181	.75
		74190	.99
		74191	.95
		74192	.79
		74193	.80
		74195	.49
		74221	.86
		74251	1.00
		74365	.62
		74366	.62
		74367	.62
		74368	.62

KITS

WAMECO	
S-100 P.C. Boards	
8K RAM	28.00
Z-80 CPU	28.00
12-Slot Mother Board	33.00
ITHACA AUDIO	
S-100 P.C. Boards	
8K RAM	28.00
Z-80 CPU	28.00
SOLID STATE MUSIC	
S-100 Kits & Bare Boards	
MB-3 2K/4K EPROM	
Uses 1702A EPROMS	
Kit w/o EPROMS	59.95
MB-4 4K STATIC RAM	
Kit	95.00
Bare Board	25.95
MB6A 8K STATIC RAM	
Kit	\$179.95
Bare Board	25.95
MB7 16K STATIC RAM	
Kit	435.00
Bare Board	25.95
MB8 8K/16K EPROM	
Uses 2708's	
Kit Less EPROMs	75.95

KITS

SOLID STATE MUSIC	
MB9 STATIC PROM/RAM	
Kit Less Memory	72.00
VB1A VIDEO INTERFACE	
Kit	129.95
Bare Board	25.95
IO2 PARRELL I/O	
And Kludge	
Kit	49.95
Bare Board	25.95
IO4 2+2 I/O	
Kit	139.95
SB-1 MUSIC	
SYNTHESIZER	
Kit with Software	174.95
MT-1	
15-Slot Mother Board	39.95
XB-1 EXTENDER BOARD	
Bare Board	8.99
SSM 8080 MONITOR V1	
ON 2-2708	47.00
ON 8-1702A	47.00

Circle 56 on inquiry card.



5716 W. Manchester Ave.
Suite #5
Los Angeles, CA 90045

TELEPHONE ORDERS:
Call (213) 641-4200

- Cash
- COD
- Charge My
 - M.C.
 - BAC (VISA)

Name _____
Address _____
City _____ State _____ Zip _____

- Send your complete catalog, quickly.
- Please send me the following items I have listed below:

Stock No.	Qty.	Price

Postage/Handling \$1.50

Satisfaction 100% Guaranteed
California Residents Add 6% Sales Tax

Note: Minimum Order \$10.00, 5% Discount over \$100.00

NEW 1978

IC MASTER

- Over 40,000 IC's listed.
- Over 2,000 pages.
- Updated every 90 days.

Retail Value \$55.00


Your Price

\$48.50



IS OUR GUARANTEE YOUR COMPLETE SATISFACTION IS OUR GUARANTEE YOUR COMPLETE SATISFACTION IS OUR GUARANTEE YOUR COMPLETE SATISFACTION IS OUR GUARANTEE

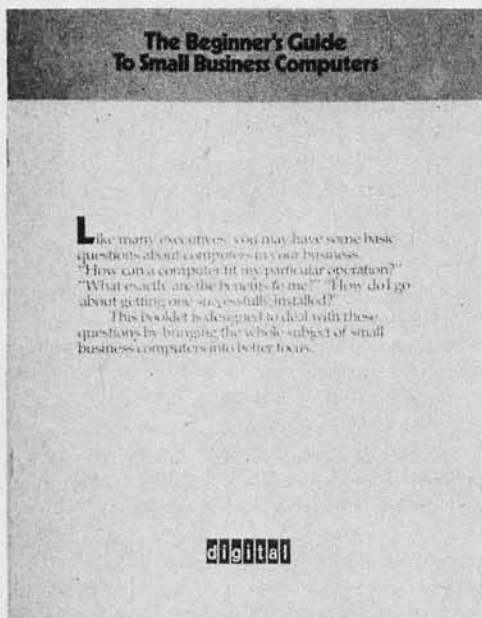
Guide Cross Indexes Personal Computing Magazines



The January to June *Periodical Guide for Computerists* indexes 1080 articles from 23 hobby and professional computer publications. Articles, editorials, book reviews, and letters from readers which have relevance to the personal computing field are indexed by subject under 90 categories. The 32 page book is available postpaid for \$3 from E Berg Publications, 1360 SW 199th Ct, Aloha OR 97005, (503) 649-7495, or from local computer stores. ■

Circle 645 on inquiry card.

Guide to Small Business Computers



Like many executives, you may have some basic questions about computers in your business. "How can a computer fit my particular operation?" "What exactly are the benefits to me?" "How do I go about getting one successfully installed?" This booklet is designed to deal with these questions by bringing the whole subject of small business computers into better focus.

This free brochure, said to unravel the mysteries of small business computing systems, details a step-by-step approach to matching computer capabilities with business needs. Copies are available from Digital Equipment Corporation, Communications Services, Brochure EA 07430, 444 Whitney St, Northboro MA 01532, (617) 897-5111. ■

Circle 646 on inquiry card.

Computerlogue Stardated Fall 1977



This 22 page microcomputer catalog includes products from all the major manufacturers. Separate prices are given for credit card purchases and for cash purchases, which receive a discount. *Computerlogue* is available from Computer Enterprises, POB 71, Fayetteville NY 13066, (315) 637-6208. ■

Circle 647 on inquiry card.

Signature Analysis: A New Applications Note from Hewlett-Packard

Signature analysis is a new technique for debugging microcomputer circuitry and other circuitry designed around bus architecture. Data bit streams, which are common in this type of architecture, present special problems when fault analysis is required. Hewlett-Packard details some of the new techniques used in signature analysis in its free 50 page *Applications Note 222*, available from the Inquiries Manager, Hewlett-Packard Company, 1501 Page Mill Rd, Palo Alto CA 94304, (415) 493-1501. ■

Circle 648 on inquiry card.

Bubble Memory Report

This report analyzes the impact of bubble memory technology on end user products such as point of sale terminals and word processors, programmable calculators and home computers and the implications for competitive memory systems such as cassettes and disks, charge coupled devices and MOS memory. A complete facilities plan for production of bubble memories is included. Other reports such as "Small Business Systems Industry Report" and "Data and Word Processing Opportunities in the Automation of Legal Work" are also available. The bubble memory report is \$995 from Small Business Systems, 4320 Stevens Creek Blvd, Suite 230, San Jose CA 95129 (408) 243-8121. ■

Circle 649 on inquiry card.

Brochure Describes Analog Peripherals



This 16 page brochure provides the specifications for the SineTrac 800 series of data acquisition cards for the Intel MDS-800 and SBC-80/20/10 microcomputers. Accepting 32 or more analog channels, the high speed SineTrac 800 communicates over the processor bus as an addressable IO device. The brochure is available from Datal Systems Inc, 1020 Turnpike St, Canton MA 02021, (617) 828-8000. ■

Circle 650 on inquiry card.

At Last, a Microcomputer Troubleshooting Manual

What do you do when your newly assembled microcomputer kit doesn't work? Thousands of hobbyists undoubtedly have been in this predicament, and most learn the art of troubleshooting digital circuits the hard way. This manual, written by a test engineer and technical writer, may provide a short cut. It offers general hints and specific procedures for finding and curing common problems arising with the components of microcomputer systems. Separate sections treat general problem solving approaches, troubleshooting newly assembled equipment, and fixing a system which has worked properly prior to the latest failure. Typical problems with processor boards, memory boards and television interface boards are treated in some detail. A glossary of terms and a list of recommended component suppliers is included. \$5 from Micro-Info Associates, POB 849, Castroville CA 95012. ■

Circle 651 on inquiry card.

Notes for Altair Computer Users

Computer Notes is a monthly publication for owners of Altair computers, providing tutorial articles, hints and project ideas. The September 1977 issue includes articles on building your own video display and on robot mechanics. *Computer Notes* is free to Altair computer owners; 50 cents per issue or \$5 per year from MITS Inc, 2450 Alamo SE, Albuquerque NM 87106. ■

Circle 652 on inquiry card.

DIODES/ZENERS				SOCKETS/BRIDGES				TRANSISTORS, LEDS, etc.				
1N914	100v	10mA	.05	8-pin	pcb	.25	ww	.45	2N2222	NPN	(Plastic .10)	.15
1N4005	600v	1A	.08	14-pin	pcb	.25	ww	.40	2N2907	PNP		.15
1N4007	1000v	1A	.15	16-pin	pcb	.25	ww	.40	2N3906	PNP		.10
1N4148	75v	10mA	.05	18-pin	pcb	.25	ww	.75	2N3054	NPN		.35
1N753A	6.2v	z	.25	22-pin	pcb	.45	ww	1.25	2N3055	NPN 15A 60v		.50
1N758A	10v	z	.25	24-pin	pcb	.35	ww	1.10	T1P125	PNP Darlington		.35
1N759A	12v	z	.25	28-pin	pcb	.35	ww	1.45	LED Green, Red, Clear			.15
1N4733	5.1v	z	.25	40-pin	pcb	.50	ww	1.25	D.L.747	7 seg 5/8" high com-anode		1.95
1N5243	13v	z	.25	Molex pins .01	To-3 Sockets			.45	XAN72	7 seg com-anode		1.50
1N5244B	14v	z	.25	2 Amp Bridge	100-prv			1.20	FND 359	Red 7 seg com-cathode		1.25
1N5245B	15v	z	.25	25 Amp Bridge	200-prv			1.95				

C MOS		- T T L -									
4000	.15	7400	.15	7473	.25	74176	1.25	74H72	.55	74S133	.45
4001	.20	7401	.15	7474	.35	74180	.85	74H101	.75	74S140	.75
4002	.20	7402	.20	7475	.35	74181	2.25	74H103	.75	74S151	.35
4004	3.95	7403	.20	7476	.30	74182	.95	74H106	.95	74S153	.35
4006	1.20	7404	.15	7480	.55	74190	1.75			74S157	.80
4007	.35	7405	.25	7481	.75	74191	1.35	74L00	.35	74S158	.35
4008	.95	7406	.35	7483	.95	74192	1.65	74L02	.35	74S194	1.05
4009	.30	7407	.55	7485	.95	74193	.85	74L03	.30	74S257 (8123)	.25
4010	.45	7408	.25	7486	.30	74194	1.25	74L04	.35		
4011	.20	7409	.15	7489	1.35	74195	.95	74L10	.35	74LS00	.35
4012	.20	7410	.10	7490	.55	74196	1.25	74L20	.35	74LS01	.35
4013	.40	7411	.25	7491	.95	74197	1.25	74L30	.45	74LS02	.35
4014	1.10	7412	.30	7492	.95	74198	2.35	74L47	1.95	74LS04	.35
4015	.95	7413	.45	7493	.40	74221	1.00	74L51	.45	74LS05	.45
4016	.35	7414	1.10	7494	1.25	74367	.85	74L55	.65	74LS08	.35
4017	1.10	7416	.25	7495	.60			74L72	.45	74LS09	.35
4018	1.10	7417	.40	7496	.80	75108A	.35	74L73	.40	74LS10	.35
4019	.60	7420	.15	74100	1.85	75110	.35	74L74	.45	74LS11	.35
4020	.85	7426	.30	74107	.35	75491	.50	74L75	.55	74LS20	.35
4021	1.35	7427	.45	74121	.35	75492	.50	74L93	.55	74LS21	.25
4022	.95	7430	.15	74122	.55			74L123	.55	74LS22	.25
4023	.25	7432	.30	74123	.55	74H00	.25			74LS32	.40
4024	.75	7437	.35	74125	.45	74H01	.25	74S00	.55	74LS37	.35
4025	.35	7438	.35	74126	.35	74H04	.25	74S02	.55	74LS40	.45
4026	1.95	7440	.25	74132	1.35	74H05	.25	74S03	.30	74LS42	1.10
4027	.50	7441	1.15	74141	1.00	74H08	.35	74S04	.35	74LS51	.50
4028	.95	7442	.45	74150	.85	74H10	.35	74S05	.35	74LS74	.65
4030	.35	7443	.85	74151	.75	74H11	.25	74S08	.35	74LS86	.65
4033	1.50	7444	.45	74153	.95	74H15	.30	74S10	.35	74LS90	.95
4034	2.45	7445	.65	74154	1.05	74H20	.30	74S11	.35	74LS93	.95
4035	1.25	7446	.95	74156	.95	74H21	.25	74S20	.35	74LS107	.85
4040	1.35	7447	.95	74157	.65	74H22	.40	74S40	.25	74LS123	1.00
4041	.69	7448	.70	74161	.85	74H30	.25	74S50	.25	74LS151	.95
4042	.95	7450	.25	74163	.95	74H40	.25	74S51	.45	74LS153	1.20
4043	.95	7451	.25	74164	.60	74H50	.25	74S64	.25	74LS157	.85
4044	.95	7453	.20	74165	1.50	74H51	.25	74S74	.40	74LS164	1.90
4046	1.75	7454	.25	74166	1.35	74H52	.15	74S112	.90	74LS367	.85
4049	.70	7460	.40	74175	.80	74H53J	.25	74S114	1.30	74LS368	.85
4050	.50	7470	.45			74H55	.25				
4066	.95	7472	.40								
4069	.40										
4071	.35										
4081	.70										
4082	.45										

9000 SERIES		LINEARS, REGULATORS, etc.									
9301	.85	8266	.35	LM320K5 (7905)	1.65	LM340T24	.95	LM723	.50		
9309	.35	MCT2	.95	LM320K12	1.65	LM340K12	2.15	LM725	1.75		
9322	.85	8038	3.95	LM320T5	1.65	LM340K15	1.25	LM739	1.50		
95H03	.55	LM201	.75	LM320T12	1.65	LM340K18	1.25	LM741 (8-14)	.25		
9601	.75	LM301	.25	LM320T15	1.65	LM340K24	.95	LM747	1.10		
9602	.50	LM308 (Mini)	.75	LM339	.95	LM373	2.95	LM1307	1.25		
		LM309H	.65	7805 (340T5)	.95	LM380	.95	LM1458	.95		
		LM309K (340K-5)	.85	LM340T12	1.00	LM709 (8,14 PIN)	.25	LM3900	.50		
		LM310	1.15	LM340T15	1.00	LM711	.45	LM75451	.65		
		LM311D (Mini)	.75	LM340T18	1.00			NE555	.50		
		LM318 (Mini)	.65					NE556	.95		
								NE565	.95		
								NE566	1.75		
								NE567	1.35		

INTEGRATED CIRCUITS UNLIMITED

7889 Clairemont Mesa Boulevard, San Diego, California 92111
(714) 278-4394 (Calif. Res.)

All orders shipped prepaid No minimum
Open accounts invited COD orders accepted

Discounts available at OEM Quantities California Residents add 6% Sales Tax
All IC's Prime/Guaranteed. All orders shipped same day received.

24 Hour Toll Free Phone 1-800-854-2211 MasterCharge / BankAmericard / AE

SPECIAL DISCOUNTS

Total Order	Deduct
\$35 - \$99	5%
\$100 - \$300	10%
\$301 - \$1000	15%
\$1000 - Up	20%

COMPUTIME CT 100

COMPUTIME offers
A Real Darn Clever Enhancement to users of IMSAI/ALTAIR Microprocessors

S100 BUS COMPATIBLE

TIME & CALENDAR

COMPUTIME CT100	\$199 Kit	\$245 Assembled
COMPUTIME C101	\$149 Kit	\$189 Assembled
TIME only T102	\$185 Kit	\$205 Assembled
COMPUTIME PC Board only	\$ 80	


MM16 EPROM

- Utilizing up to 16 2708 EPROMS
- S-100 Bus Computer Systems
- Memory capacity of 8K or 16K bytes by DIP
- 8K boundary addressing by DIP Switch
- 0 to 4 wait cycles by DIP Switch
- Data output, address input lines fully buffered
- Hi-grade glass-epoxy with plated-thru holes
- Epoxy solder masked

\$99.00

FCS 8000A - 3 1/2 Digit - R Display

NEW 2 1/2 pin version with color & pin pm indicator
• Connects almost any
for one with 3817, 3817A
or 1 (3817 available at
\$5.00 ea)
• Typical segment current
8mA except upon 10 mA
• 0.1 and 10 min. x 0.5
which are 16 mA
• Forward voltage drop
CURRENT - 25 mA
1.5 volts



SPLIT-N-WRAP WIRE WRAP TOOL

- Splits and opens insulation exposing bare wire
- Does not pre-cutting or pre-stripping
- Comes complete with two 100 ft spools #28 AWG wire

Model P180 \$24.50

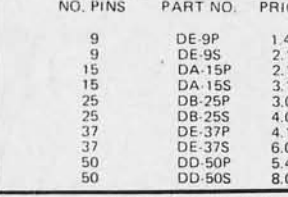
Vector Plugboards 8800V



Universal Microcomputer Processor plugboard use with S100 bus complete with heat sink & hardware 5.3 x 10 x 1.6

\$19.95

CHANNEL F



ARCADIA VIDEO ENTERTAINMENT SYSTEM

- Freeze Action • Speed Option
- Automatic time and scorekeeping
- Battery free AC operation
- Dual controls with B-way action
- Built-in Pro Hockey and Tennis games
- Easy hook-up on any B/W or Color TV
- Factory warranty

\$129.95

Channel F - additional Capabilities - \$17.95 ea

- 0811 - Tac Tac/ Shooting Gallery
- 0815 - Spacewar (2 players)
- 0814 - Spheer (1 or 2 players)
- 0819 - Drag strip (1 or 2 players)
- 0812 - Desert Fox Shooting Gallery
- 0818 - Magic Numbers
- 0820 - Maze (2 players)
- 0822 - Baseball (2 players)

7400 TTL Series

7400	.18	7441	.75	7496	.80	74160	1.30
7401	.20	7442	.50	7497	4.00	74161	1.30
7402	.20	7443	1.00	74100	1.25	74162	1.30
7403	.20	7444	1.05	74107	.40	74163	1.40
7404	.20	7446	1.05	74109	.45	74164	1.50
7405	.25	7447	.85	74110	.80	74165	1.40
7406	.35	7448	.95	74116	2.00	74166	1.50
7407	.35	7450	.20	74120	.55	74167	1.50
7408	.35	7451	.20	74121	.55	74168	1.50
7409	.25	7453	.20	74122	.45	74172	9.75
7410	.20	7454	.20	74123	.95	74173	1.50
7411	.25	7460	.20	74125	.55	74174	1.10
7412	.40	7470	.40	74126	.60	74175	1.20
7413	.75	7472	.75	74127	.65	74176	1.50
7416	.35	7473	.40	74132	1.50	74177	.90
7417	.40	7474	.40	74136	1.80	74180	1.00
7420	.20	7475	.70	7414	1.15	74181	2.00
7422	.75	7476	.40	74142	4.00	74182	.90
7425	.35	7479	2.00	74144	4.00	74184	2.00
7426	.30	7480	.60	74145	1.10	74185	2.00
7427	.35	7482	1.50	74147	2.50	74186	12.00
7428	.40	7483	.85	74148	1.75	74190	1.40
7429	.40	7486	1.10	74150	1.00	74191	1.25
7430	.25	7486	.40	74151	1.10	74192	1.10
7432	.30	7489	2.25	74153	1.10	74193	1.25
7433	.40	7490	.65	74154	1.10	74194	2.00
7437	.30	7491	1.10	74155	1.10	74195	1.00
7438	.35	7492	.60	74156	1.10	74196	1.10
7439	.35	7493	.60	74157	1.20	74197	1.30
7440	.20	7494	.85	74158	1.75	74198	1.50
		7495	.90	74159	3.60	74199	1.75

74LS00

74LS00	.29	74LS50	.29	74LS136	1.25	74LS192	2.25
74LS01	.29	74LS51	.29	74LS137	1.25	74LS193	2.25
74LS02	.29	74LS52	.29	74LS138	1.25	74LS194	1.89
74LS03	.29	74LS53	.29	74LS139	1.25	74LS195	1.87
74LS04	.29	74LS54	.29	74LS140	1.25	74LS196	1.87
74LS05	.35	74LS55	.29	74LS136	1.25	74LS221	2.00
74LS06	.35	74LS56	.29	74LS137	1.25	74LS240	3.00
74LS10	.29	74LS74	.49	74LS151	1.25	74LS240	3.00
74LS11	.29	74LS76	.49	74LS152	1.25	74LS242	3.00
74LS12	.29	74LS77	.49	74LS153	1.25	74LS242	3.00
74LS13	.29	74LS78	.49	74LS154	1.25	74LS244	2.60
74LS14	.29	74LS79	.49	74LS155	1.25	74LS244	2.60
74LS15	.29	74LS80	.49	74LS156	1.25	74LS247	2.60
74LS16	.29	74LS81	.49	74LS157	1.25	74LS247	2.60
74LS17	.29	74LS82	.49	74LS158	1.25	74LS251	1.91
74LS18	.29	74LS83	.49	74LS159	1.25	74LS251	1.91
74LS19	.29	74LS84	.49	74LS160	1.25	74LS252	1.75
74LS20	.29	74LS85	.49	74LS161	1.25	74LS257	1.75
74LS21	.29	74LS86	.49	74LS162	1.25	74LS257	1.75
74LS22	.29	74LS87	.49	74LS163	1.25	74LS259	1.75
74LS23	.29	74LS88	.49	74LS164	1.25	74LS259	1.75
74LS24	.29	74LS89	.49	74LS165	2.00	74LS260	5.00
74LS25	.29	74LS90	.49	74LS166	2.00	74LS273	2.50
74LS26	.29	74LS91	.49	74LS167	2.00	74LS273	2.50
74LS27	.29	74LS92	.49	74LS168	2.00	74LS283	1.85
74LS28	.29	74LS93	.49	74LS169	2.00	74LS289	1.65
74LS29	.29	74LS94	.49	74LS170	2.00	74LS291	1.56
74LS30	.29	74LS95	.49	74LS171	1.87	74LS293	1.56
74LS31	.29	74LS96	.49	74LS172	1.87	74LS293	1.56
74LS32	.29	74LS97	.49	74LS173	1.87	74LS298	2.00
74LS33	.29	74LS98	.49	74LS174	1.87	74LS298	2.00
74LS34	.29	74LS99	.49	74LS175	1.87	74LS302	1.65
74LS35	.29	74LS100	.49	74LS176	1.87	74LS302	1.65
74LS36	.29	74LS101	.49	74LS177	1.87	74LS302	1.65
74LS37	.29	74LS102	.49	74LS178	1.87	74LS302	1.65
74LS38	.29	74LS103	.49	74LS179	1.87	74LS302	1.65
74LS39	.29	74LS104	.49	74LS180	1.87	74LS302	1.65
74LS40	.29	74LS105	.49	74LS181	1.87	74LS302	1.65
74LS41	.29	74LS106	.49	74LS182	1.87	74LS302	1.65
74LS42	.29	74LS107	.49	74LS183	1.87	74LS302	1.65
74LS43	.29	74LS108	.49	74LS184	1.87	74LS302	1.65
74LS44	.29	74LS109	.49	74LS185	1.87	74LS302	1.65
74LS45	.29	74LS110	.49	74LS186	1.87	74LS302	1.65
74LS46	.29	74LS111	.49	74LS187	1.87	74LS302	1.65
74LS47	.29	74LS112	.49	74LS188	1.87	74LS302	1.65
74LS48	.29	74LS113	.49	74LS189	1.87	74LS302	1.65
74LS49	.29	74LS114	.49	74LS190	1.87	74LS302	1.65
74LS50	.29	74LS115	.49	74LS191	1.87	74LS302	1.65

CMOS

24001	.40	4050	.61	4517	8.50	MM74C137N	1.39
4000	.25	4051	1.10	4518	1.65	MM74C138N	1.39
4001	.25	4052	1.10	4519	.90	MM74C139N	1.39
4002	.25	4053	3.25	4520	1.30	MM74C140N	1.39
4003	.35	4054	3.25	4521	3.25	MM74C142N	1.39
4004	1.60	4055	1.00	4522	1.75	MM74C143N	1.39
4005	.75	4056	2.50	4523	3.00	MM74C144N	1.39
4006	1.40	4057	2.50	4524	3.00	MM74C145N	1.39
4007	.25	4058	.85	4525	1.75	MM74C146N	1.39
4008	1.25	4059	1.00	4526	1.75	MM74C147N	1.39
4009	.48	4060	6.00	4527	1.45	MM74C148N	1.39
4010	.48	4061	6.00	4528	1.45	MM74C149N	1.39
4011	.25	4062	.35	4529	1.45	MM74C150N	1.39
4012	.25	4063	.35	4530	1.45	MM74C151N	1.39
4013	.25	4064	.35	4531	1.45	MM74C152N	1.39
4014	1.25	4065	.35	4532	1.45	MM74C153N	1.39
4015	1.25	4066	.35	4533	1.45	MM74C154N	1.39
4016	.50	4067	.35	4534	1.45	MM74C155N	1.39
4017	.50	4068	.35	4535	1.45	MM74C156N	1.39
4018	1.25	4069	.35	4536	1.45	MM74C157N	1.39
4019	.70	4070	.35	4537	1.45	MM74C158N	1.39
4020	1.25	4071	.35	4538	1.45	MM74C159N	1.39
4021	1.25	4072	.35	4539	1.45	MM74C160N	1.39
4022	1.25	4073	.35	4540	1.45	MM74C161N	1.39
4023	1.25	4074	.35	4541	1.45	MM74C162N	1.39
4024	1.00	4075	.35	4542	1.45	MM74C163N	1.39
4025	1.00	4076	.35	4543	1.45	MM74C164N	1.39
4026	2.25	4077	1.85	4544	1.45	MM74C165N	1.39
4027	.60	4160	1.75	4545	1.45	MM74C166N	1.39
4028	1.25	4161	1.75	4546	1.45	MM74C167N	1.39
4029	1.50	4162	1.75	4547	1.45	MM74C168N	1.39
4030	.60	4163	1.75	4548	1.45	MM74C169N	1.39
4032	1.60	4164	1.75	4549	1.45	MM74C170N	1.39
4033	2.00	4165	1.60	4550	1.45	MM74C171N	1.39
4034	3.50	4194	1.80	4551	1.45	MM74C172N	1.39
4035	1.60	4501	.38	4552	1.45	MM74C173N	1.39
4038	1.60	4502	.38	4553	1.45	MM74C174N	1.39
4040	1.50	4503	1.15	4554	1.45	MM74C175N	1.39
4041	1.45	4504	.70	4555	1.45	MM74C176N	1.39
4042	1.25	4505	1.00	4556	1.45	MM74C177N	1.39
4043	1.20	4506	1.00	4557	1.45	MM74C178N	1.39
4044	1.25	4510	1.75	4558	1.45	MM74C179N	1.39
4045	2.50	4511	2.00	4559	1.45	MM74C180N	1.39
4046	1.95	4512	1.50	4560	1.45	MM74C181N	1.39
4047	2.50	4514	1.75	4561	1.45	MM74C182N	1.39
4048	1.00	4515	1.75	4562	1.45	MM74C183N	1.39
4049	.61	4516	1.75	4563	1.45	MM74C184N	1.39

LINEAR

FOR ALL CUSTOMERS EXCEPT CALIF. CALL TOLL FREE 800-421-5809

MICROCOMPUTER

MICROPROCESSOR'S	8080A SUPPORT DEVICES	CHARACTER GENERATORS	PROM'S	MISC. OTHER COMPONENTS
F-8 19.95	8212 3.95	2513 UP 6.75	1702A 5.00	NH0025CN 1.70
Z-80 25.00	8214 9.95	2513 DOWN 6.75	2704 15.00	NH0026CN 2.50
Z-80A 35.00	8216 4.50	2513 UP (5v) 9.95	2708 13.00	N8T20 3.50
CDP1802CD 24.95	8224 4.95	2513 DOWN(5v) 10.95	2716 38.00	N8T26 2.45
AM2901 22.95	8228 8.00	MCM6571A 10.80	3601 4.50	74367 .90
6502 12.95	8238 8.00	MCM6572 10.80	5203AQ 4.00	DM8098 .90
6800 19.95	8251 12.00	MCM6574 14.75	5204AQ 6.00	1488 1.95
8008-1 8.75	8253 28.00	MCM6575 14.75	6834 16.95	1489 1.95
8080A 15.95	8255 12.00		6834-1 14.95	D-3207A 2.00
TMS-9900TL 89.95	8257 25.00		82523B 4.00	C-3404 3.95
	8259 25.00		8273B 2.70	P-3408A 5.00
				P-4201 4.95
6800 SUPPORT			DYNAMIC RAMS	MM-5320 7.50
6810P 4.95	STATIC RAMS 1-24 25-99 100		1103 1.50	MM-5369 1.90
6820P 8.00	21L02 (450) 1.50 1.40 1.25		2104 4.50	DM-830 2.90
6828P 11.25	21L02 (250) 1.95 1.80 1.50		2107A 3.75	DM8131 2.75
6834P 16.95	21L11 4.25 4.10 3.95		2107B 4.50	DM-8831 2.50
6850P 9.95	1101A 1.49 1.29 1.10		2107B-4 4.00	DM-8833 2.50
6852P 11.95	1101-1 2.95 2.75 2.60		TMS4050 4.50	DM-8835 2.50
6860P 14.95	2102-1 1.25 1.15 1.00		TMS4060 4.50	SN74LS367 .90
6862P 17.95	2102-1 1.50 1.30 1.15		4096 4.50	SN74LS368 .90
6880P 2.70	2111-1 4.00 3.50 3.25		4116 42.00	
	2112-1 3.00 2.80 2.69		MMS270 5.00	KIM
	2114 17.95 16.95 16.50		MMS280 6.00	KIM-1 245.00
Z80 SUPPORT DEVICES	4200A 12.95 12.50 11.95		MCM6605 6.00	6502 12.95
3881 12.95	5101C-E 11.95 11.25 10.25			6520 9.00
3882 12.95			UART'S	6522 9.25
			AY5-1013A 5.50	6530-002 15.95
F-8 SUPPORT DEVICES	WAVEFORM GENERATOR	KEYBOARD CHIPS	AY5-1014A 8.95	6530-003 15.95
3851 14.95	8038 4.00	AYS-2376 13.95	TR-1602A 5.50	6530-004 15.95
3853 14.95	MC4024 2.50	AYS-3600 13.95	TMS 6011 6.95	6530-005 15.95
	566 1.75		IM-6402 10.80	
			IM-6403 10.80	USRT
LATE ADDITIONS		FLOPPY DISC CONTROLLER		S 2350 10.95
TMS 4044 \$14.00		1771B 55.95		
TMS 5501 \$24.95		1771B-01 59.95		

8K STATIC RAM BOARD

ASSEMBLED & TESTED

250ns. \$199.95
450ns. \$150.00

- * WILL WORK WITH NO FRONT PANEL
- * FULL DOCUMENTATION
- * FULLY BUFFERED
- * S100 DESIGN
- * ADEQUATELY BYPASSED
- * LOW POWER SCHOTTKY SUPPORT IC'S

250ns. **KIT** \$169.95
450ns. \$129.95

BARE BOARD \$25.00
W/SCHEMATIC

ADAPT YOUR MOTOROLA 6800 SYSTEM TO OUR S-100 8K RAM BOARD. KIT PRICE \$12.95

IMSAI/ALTAIR S-100 COMPATIBLE

JADE Z80 KIT
—with PROVISIONS for ONBOARD 2708 and POWER ON JUMP

\$135.00 EA. (2MHZ)
\$149.95 EA. (4MHZ)

BARE BOARD \$35.00

JADE 8080A KIT
\$100.00 KIT
BARE BOARD \$35.00

TV-1 VIDEO INTERFACE

You will want to know about the TV-1 Video to Television Interface Kit. No need to buy a separate Video Monitor if you already own a TV set. Just connect the TV-1 between your system video output and the TV set antenna terminals - that's all there is to it - to convert your TV set to a Video Monitor, and at a much lower cost! **PRICE \$8.95**

JADE
Computer Products

5351 WEST 144th STREET
LAWDALE, CALIFORNIA 90260
(213) 679-3313

RETAIL STORE HOURS M-F 9-7 SAT. 9-5
Discounts available at OEM quantities. Add \$1.25 for shipping. California residents add 6% sales tax

JADE VIDEO INTERFACE KIT

FEATURES **\$89.95**

S-100 Bus Compatible
32 or 64 Characters per line
16 lines
Graphics (128 x 48 matrix)
Parallel & Composite video
On board low-power memory

Powerful software included for cursor, home, EOL, Scroll Graphics/Character, etc.
Upper case, lower case & Greek
Black-on-white & white-on-black

MOTHER BOARD

- 13 SLOT MOTHER BOARD w/front panel slot
- S-100 DESIGN
- FULL GROUND PLANE ON ONE SIDE
- RC NETWORK TERMINATION ON EVERY LINE EXCEPT PWR & GRD
- KLUGE AREA
- STRONG 1/8" THICK DOUBLE SIDED BOARD

BARE BOARD \$35.00 KIT \$85.00

PERSCI DISK DRIVE FOR S-100

Info 2000 S-100 DISK SYSTEM IMP COMPLETE
Info 2000 S-100 DISK SYSTEM (includes dual drive, power supply, case, intelligent controller, adapter, cables, and disk monitor on EPROM)

COMPLETE TDL SOFTWARE PKG. FOR DISK \$195.00

REAL TIME CLOCK FOR S-100 BUS

BARE BOARD \$30.00 KIT \$124.95

JADE PARALLEL/SERIAL INTERFACE KIT

S-100 \$124.95 KIT
2 Serial Interfaces with RS232 interfaces or 1 Kansas City cassette interface.
Serial interfaces are crystal controlled. Selectable baud rates.
Cassette works up to 1200 baud. 1 parallel port.

EDGE CONNECTORS

S-100 Altair Spacing \$4.45
S-100 Imesai Spacing \$4.45

THE PROM SETTER

WRITE and READ EPROM

1702A-2708-2716
5204-6834

- Plugs Directly into your ALTAIR IMSAI Computer
- Includes Main Module Board and External EPROM Socket Unit
- The EPROM Socket Unit is connected to the Computer through a 25 Pin Connector
- Programming is accomplished by the Computer
- Just Read in the Program to be Written on the EPROM into your Processor and let the Computer do the rest
- Use Socket Unit to Read EPROM's Contents into your Computer
- Software included
- No External Power Supplies. Your Computer does it all
- Doubles as an Eight Bit Parallel I/O
- Manual included Delivery Less than 90 days

THE PROM SETTER
KIT \$210.00
ASSEMBLED \$375.00

\$975.00

Assembled

Price Includes
● Block Mode
● Lower Case
● 24 Line Option
● and shipping charge is on us.

A CAPABLE LOW COST. APPROACH TO REMOTE VIDEO DISPLAY TERMINALS.

- Cursor Control Keys Standard
- Numeric Key Pad Standard
- Line and Page Erase Standard
- Addressable Cursor Standard
- Switch Selectable Transmission from 75 to 18,200 bps Standard
- Communication Mode HDX / FDH Block
- Interfaces: Printer Interface, RS232 Extension, RS232C Interface
- Non-Glare Read Out Screen
- Protect Mode Standard
- Tab Standard

SOROC IQ 120 TERMINAL



7400N TTL

SN7400N	16	SN7472N	39	SN74160N	1.25
SN7401N	18	SN7473N	39	SN74161N	99
SN7402N	20	SN7474N	35	SN74162N	1.95
SN7403N	20	SN7475N	50	SN74163N	99
SN7404N	20	SN7476N	50	SN74164N	99
SN7405N	20	SN7477N	50	SN74165N	99
SN7406N	35	SN7478N	50	SN74166N	1.25
SN7407N	35	SN7479N	70	SN74167N	3.25
SN7408N	20	SN7480N	50	SN74168N	2.10
SN7409N	25	SN7481N	69	SN74172N	6.00
SN7410N	20	SN7482N	39	SN74173N	1.50
SN7411N	30	SN7483N	3.50	SN74174N	1.25
SN7412N	35	SN7484N	2.49	SN74175N	99
SN7413N	69	SN7485N	45	SN74176N	79
SN7414N	70	SN7486N	75	SN74177N	79
SN7415N	35	SN7487N	39	SN74178N	2.49
SN7417N	39	SN7488N	49	SN74179N	99
SN7420N	39	SN7489N	79	SN74180N	2.49
SN7421N	39	SN7490N	79	SN74182N	95
SN7422N	49	SN7491N	79	SN74184N	1.95
SN7423N	37	SN7492N	3.00	SN74185N	1.95
SN7424N	29	SN7493N	1.25	SN74186N	1.00
SN7425N	39	SN7494N	2.00	SN74187N	2.10
SN7426N	37	SN7495N	2.00	SN74188N	1.50
SN7427N	39	SN7496N	79	SN74189N	3.00
SN7428N	42	SN7497N	1.95	SN74190N	1.79
SN7429N	25	SN7498N	39	SN74191N	1.25
SN7430N	25	SN7499N	39	SN74192N	89
SN7432N	35	SN7500N	60	SN74193N	50
SN7433N	35	SN74125N	60	SN74194N	1.25
SN7434N	35	SN74126N	60	SN74195N	75
SN7435N	25	SN74127N	60	SN74196N	1.00
SN7436N	25	SN74128N	60	SN74197N	1.00
SN7437N	25	SN74129N	60	SN74198N	1.25
SN7438N	25	SN74130N	60	SN74199N	1.25
SN7439N	25	SN74131N	60	SN74200N	5.59
SN7440N	21	SN74132N	60	SN74201N	1.79
SN7441N	69	SN74133N	60	SN74202N	1.79
SN7442N	69	SN74134N	60	SN74203N	1.79
SN7443N	69	SN74135N	60	SN74204N	1.79
SN7444N	69	SN74136N	60	SN74205N	1.79
SN7445N	69	SN74137N	60	SN74206N	1.79
SN7446N	69	SN74138N	60	SN74207N	1.79
SN7447N	69	SN74139N	60	SN74208N	1.79
SN7448N	69	SN74140N	60	SN74209N	1.79
SN7449N	69	SN74141N	60	SN74210N	1.79
SN7450N	25	SN74142N	60	SN74211N	1.79
SN7451N	25	SN74143N	60	SN74212N	1.79
SN7452N	25	SN74144N	60	SN74213N	1.79
SN7453N	25	SN74145N	60	SN74214N	1.79
SN7454N	25	SN74146N	60	SN74215N	1.79
SN7455N	25	SN74147N	60	SN74216N	1.79
SN7456N	25	SN74148N	60	SN74217N	1.79
SN7457N	25	SN74149N	60	SN74218N	1.79
SN7458N	25	SN74150N	60	SN74219N	1.79
SN7459N	25	SN74151N	60	SN74220N	1.79
SN7460N	25	SN74152N	60	SN74221N	1.79
SN7461N	25	SN74153N	60	SN74222N	1.79
SN7462N	25	SN74154N	60	SN74223N	1.79
SN7463N	25	SN74155N	60	SN74224N	1.79
SN7464N	25	SN74156N	60	SN74225N	1.79
SN7465N	25	SN74157N	60	SN74226N	1.79
SN7466N	25	SN74158N	60	SN74227N	1.79
SN7467N	25	SN74159N	60	SN74228N	1.79
SN7468N	25	SN74160N	60	SN74229N	1.79
SN7469N	25	SN74161N	60	SN74230N	1.79
SN7470N	25	SN74162N	60	SN74231N	1.79

20% Discount for 100 Combined 7400's

CMOS

CD4000	23	CD4044	89	CD4520	1.29
CD4001	23	CD4045	89	MC14550	1.50
CD4002	23	CD4046	1.50	CD4556	2.25
CD4003	1.19	CD4047	2.79	MC14583	3.50
CD4004	25	CD4048	1.25		
CD4005	25	CD4049	49	74000 Series	
CD4006	49	CD4050	49	74000	39
CD4007	49	CD4051	1.19	74001	39
CD4008	49	CD4052	1.19	74002	39
CD4009	49	CD4053	1.19	74003	39
CD4010	25	CD4054	1.19	74004	39
CD4011	25	CD4055	1.19	74005	39
CD4012	25	CD4056	1.19	74006	39
CD4013	39	CD4057	1.19	74007	39
CD4014	39	CD4058	1.19	74008	39
CD4015	1.19	CD4059	1.19	74009	39
CD4016	1.19	CD4060	1.19	74010	39
CD4017	1.19	CD4061	1.19	74011	39
CD4018	1.19	CD4062	1.19	74012	39
CD4019	1.19	CD4063	1.19	74013	39
CD4020	1.19	CD4064	1.19	74014	39
CD4021	1.19	CD4065	1.19	74015	39
CD4022	1.19	CD4066	1.19	74016	39
CD4023	1.19	CD4067	1.19	74017	39
CD4024	1.19	CD4068	1.19	74018	39
CD4025	1.19	CD4069	1.19	74019	39
CD4026	1.19	CD4070	1.19	74020	39
CD4027	1.19	CD4071	1.19	74021	39
CD4028	1.19	CD4072	1.19	74022	39
CD4029	1.19	CD4073	1.19	74023	39
CD4030	1.19	CD4074	1.19	74024	39
CD4031	1.19	CD4075	1.19	74025	39
CD4032	1.19	CD4076	1.19	74026	39
CD4033	1.19	CD4077	1.19	74027	39
CD4034	1.19	CD4078	1.19	74028	39
CD4035	1.19	CD4079	1.19	74029	39
CD4036	1.19	CD4080	1.19	74030	39
CD4037	1.19	CD4081	1.19	74031	39
CD4038	1.19	CD4082	1.19	74032	39
CD4039	1.19	CD4083	1.19	74033	39
CD4040	1.19	CD4084	1.19	74034	39
CD4041	1.19	CD4085	1.19	74035	39
CD4042	1.19	CD4086	1.19	74036	39
CD4043	1.19	CD4087	1.19	74037	39
CD4044	1.19	CD4088	1.19	74038	39
CD4045	1.19	CD4089	1.19	74039	39
CD4046	1.19	CD4090	1.19	74040	39

LINEAR

LM300H	.80	LM739N	1.19
LM301H	.35	LM741CH	.35
LM302H	.35	LM741CN	.35
LM303H	.35	LM741CN	.35
LM304H	1.00	LM741CN	.35
LM305H	.60	LM741CN	.35
LM306H	.35	LM741CN	.35
LM307H	1.00	LM741CN	.35
LM308H	1.00	LM741CN	.35
LM309H	1.00	LM741CN	.35
LM310H	1.00	LM741CN	.35
LM311H	1.00	LM741CN	.35
LM312H	1.00	LM741CN	.35
LM313H	1.00	LM741CN	.35
LM314H	1.00	LM741CN	.35
LM315H	1.00	LM741CN	.35
LM316H	1.00	LM741CN	.35
LM317H	1.00	LM741CN	.35
LM318H	1.00	LM741CN	.35
LM319H	1.00	LM741CN	.35
LM320H	1.00	LM741CN	.35
LM321H	1.00	LM741CN	.35
LM322H	1.00	LM741CN	.35
LM323H	1.00	LM741CN	.35
LM324H	1.00	LM741CN	.35
LM325H	1.00	LM741CN	.35
LM326H	1.00	LM741CN	.35
LM327H	1.00	LM741CN	.35
LM328H	1.00	LM741CN	.35
LM329H	1.00	LM741CN	.35
LM330H	1.00	LM741CN	.35
LM331H	1.00	LM741CN	.35
LM332H	1.00	LM741CN	.35
LM333H	1.00	LM741CN	.35
LM334H	1.00	LM741CN	.35
LM335H	1.00	LM741CN	.35
LM336H	1.00	LM741CN	.35
LM337H	1.00	LM741CN	.35
LM338H	1.00	LM741CN	.35
LM339H	1.00	LM741CN	.35
LM340H	1.00	LM741CN	.35
LM341H	1.00	LM741CN	.35
LM342H	1.00	LM741CN	.35
LM343H	1.00	LM741CN	.35
LM344H	1.00	LM741CN	.35
LM345H	1.00	LM741CN	.35
LM346H	1.00	LM741CN	.35
LM347H	1.00	LM741CN	.35
LM348H	1.00	LM741CN	.35
LM349H	1.00	LM741CN	.35
LM350H	1.00	LM741CN	.35

74LS00 TTL

74LS00	29	74LS155	1.25
74LS01	29	74LS156	1.50
74LS02	29	74LS157	1.50
74LS03	29	74LS158	1.50
74LS04	29	74LS159	1.50
74LS05	29	74LS160	1.50
74LS06	29	74LS161	1.50
74LS07	29	74LS162	1.50
74LS08	29	74LS163	1.50
74LS09	29	74LS164	1.50
74LS10	29	74LS165	1.50
74LS11	29	74LS166	1.50
74LS12	29	74LS167	1.50
74LS13	29	74LS168	1.50
74LS14	29	74LS169	1.50
74LS15	29	74LS170	1.50
74LS16	29	74LS171	1.50
74LS17	29	74LS172	1.50
74LS18	29	74LS173	1.50
74LS19	29	74LS174	1.50
74LS20	29	74LS175	1.50
74LS21	29	74LS176	1.50
74LS22	29	74LS177	1.50
74LS23	29	74LS178	1.50
74LS24	29	74LS179	1.50
74LS25	29	74LS180	1.50
74LS26	29	74LS181	1.50
74LS27	29	74LS182	1.50
74LS28	29	74LS183	1.50
74LS29	29	74LS184	1.50
74LS30	29	74LS185	1.50
74LS31	29	74LS186	1.50
74LS32	29	74LS187	1.50
74LS33	29	74LS188	1.50
74LS34	29	74LS189	1.50
74LS35	29	74LS190	1.50
74LS36	29	74LS191	1.50
74LS37	29	74LS192	1.50
74LS38	29	74LS193	1.50
74LS39	29	74LS194	1.50
74LS40	29	74LS195	1.50
74LS41	29	74LS196	1.50
74LS42	29	74LS197	1.50
74LS43	29	74LS198	1.50
74LS44	29	74LS199	1.50
74LS45	29	74LS200	1.50
74LS46	29	74LS201	1.50
74LS47	29	74LS202	1.50
74LS48	29	74LS203	1.50
74LS49	29	74LS204	1.50
74LS50	29	74LS205	1.50

BUGBOOK



Continuing Education Series
THE 555 TIMER APPLICATIONS SOURCEBOOK WITH EXPERIMENTS \$9.95
 This book shows you what the 555 timer is and how to use it. Included are over 100 unique design techniques, equations and graphs to create "ready-to-go" timers, generators, power supplies, measurement and control circuits, party timers, circuits for the home and automobile, photography, music and Amateur Radio.

INSTRUCTOR'S MANUAL \$3.00
 Necessary for instruction of Bugbook I and II. Answers questions regarding experiments, suggestions for further reading, biography of authors appropriate to digital electronics. A must for self-instructing students.

OP AMP MANUAL \$9.00
 An open book guide to application of operational amplifiers. Over 25 experiments included on all phases of Op Amps.

DEBUGGER \$5.00
 A 6000 innovative debugger. A program for entering, debugging and storing assembly language programs.

COMPLETE MANUAL FOR DIGITAL CLOCKS by John Weiss and John Brooks
 Familiarizes technician or hobbyist with basic theories behind digital clocks. Includes trouble shooting guides, basic characteristics of clocks, soldering techniques, clock component data sheets and construction tips. \$3.95

BUGBOOK I and II

By Peter R. Reay, David G. Larson, WB4RTZ \$17.00 per set
 Sold as a set these two books outline over 90 experiments designed to teach the reader all he will ever know about TTL logic chips to use them in conjunction with microprocessor systems. You'll learn about the basic concepts of digital electronics including gates, flip-flops, latches, buses, decoders, multipliers, demultiplexers, LED displays, RAM's, ROM's and much, much more.

BUGBOOK III \$5.00
 The volume will introduce you to the fabulous UART chip -- that all important interface between data terminals, and your microprocessor. It also covers current boards, and the RS 232C interface standard. Particularly recommended for any RTTY enthusiast.

BUGBOOK III \$15.00
 By Peter R. Reay, David G. Larson, WB4RTZ, Jonathan A. Thies
 Here is the book that puts it all together. Besides having much valuable test there are a series of experiments in which the reader completely explores the 8086 chip by pin and introduces you

BREAD BOARD JUMPER WIRE KIT

Each kit contains 350 wires cut to 14 different lengths from 0" to 5". Each wire is stripped and the leads are bent 90° for easy insertion. Wire lengths are classified by color coding. All wire is solid tinned 22 gauge with PVC insulation. The wires come packed in a convenient plastic box.

JK1 ... \$10.00 / kit

SOCKET JUMPERS

Mates with two rows of .025" sq. of dia. posts on patterns of 100" centers and shielded receptacles. Probe access holes in back. Choice of 6" or 18" length.

Part No.	No. of Contacts	Length	Price
924003-18R	26	18"	\$ 5.38 ea.
924003-06R	26	6"	4.78 ea.
924005-18R	40	18"	8.27 ea.
924005-06R	40	6"	7.33 ea.
924008-18R	50	18"	10.31 ea.
924008-06R	50	6"	9.15 ea.

JUMPER HEADERS

Solder to PC boards for instant plug-in access via socket-conductor jumpers. .025" sq. posts. Choice of straight or right angle.

Part No.	No. of Posts	Angle	Price
923863-R	26	straight	\$1.28 ea.
923873-R	26	right angle	1.52 ea.
923865-R	40	straight	1.94 ea.
923875-R	40	right angle	2.30 ea.
923865-R	50	straight	2.36 ea.
923876-R	50	right angle	2.82 ea.

INTRA-CONNECTOR

Provides both straight and right angle functions. Mates with standard .10" x .10" dual row connectors (i.e. 3M, Ainsley, etc.). Permits quick testing of inaccessible lines.

Part No.: 922576-26 No. of contacts: 26 Price \$6.90 ea.

INTRA-SWITCH

Permits instant line-by-line switching for diagnostic or QA testing. Switches actuated with pencil or probe tip. Mates with standard .10" x .10" dual-row connectors. Low profile design. Switch buttons recessed to eliminate accidental switching.

Part No.: IS-26 No. of contacts: 26 Price \$13.80 ea.

CRYSTALS

THESE FREQUENCIES ONLY

Part No.	Frequency	Case Style	Price
CY1A	1.000 MHz	HC33 U	\$5.95
CY2A	2.000 MHz	HC33 U	\$5.95
CY2 01	2.010 MHz	HC33/U	\$1.95
CY3A	4.000 MHz	HC18 U	\$4.95
CY7A	5.000 MHz	HC18 U	\$4.95
CY12A	10.000 MHz	HC18 U	\$4.95
CY14A	14.318 MHz	HC18 U	\$4.95
CY19A	18.000 MHz	HC18 U	\$4.95
CY22A	20.000 MHz	HC18 U	\$4.95
CY30B	32.000 MHz	HC18 U	\$4.95

CONNECTORS PRINTED CIRCUIT EDGE-CARD

156 Spacing-Tin-Double Read-Out

Biturcated Contacts — Fits 054 to .070 P.C. Cards

15/30	PINS (Solder Eyelet)	\$1.95
18/36	PINS (Solder Eyelet)	\$2.49
22/44	PINS (Solder Eyelet)	\$2.95
50/100	PINS (Wire Wrap)	\$6.95
50/100A (100 Spacing)	PINS (Wire Wrap)	\$6.95

25 PIN-D SUBMINIATURE (RS232)

DB25P	PLUG	\$3.25
DB25S	SOCKET	\$4.95

HEAT SINKS

205-CB Beryllium Copper w-black finish for T0-5

291-36H Aluminum for T0-220 Transistors & Regulators

680-75A Black Anodized Aluminum for T0-3

Dude 4 Black Anodized Aluminum — predrilled mounting holes for T0-3 — 4 1/4 x 1 1/4 x 2" — \$1.75

ETCHING KITS

(cannot be shipped via air)

32 X A-1 P.C. Etch Materials Kit enough for 5 circuit boards \$29.95 ea.

27 X A-1 Etched Circuit Kit Complete kit — only add water \$ 9.95 ea.

Plugboards 6.5 x 4.5 x 1/16 Epoxy glass P-Pattern-44 P.C. Tabs-spaced 156" Making connector for plugboard — \$ 6.95 ea.

22/44 Making connector for plugboard — 22 pin double readout \$ 2.95 ea.

8800V Universal Microcomputer/Processor plugboard — Epoxy Glass — complete with heatsink and mounting hardware 5.313 X 10 X 1/16 copper clad \$19.95 ea.

1/16 VECTOR BOARD

Part No.	Material	Hole Spacing	P-Pattern	Price
PHENOLIC	64P44 062XXX	4.50	6.50	1.72 1.54
	169P44 062XXX	4.50	17.00	3.69 3.32
EPOXY	64P44 062WE	4.50	6.50	2.07 1.86
GLASS	64P44 062WE	4.50	8.50	2.56 2.31
	169P44 062WE	4.50	17.00	5.04 4.53
	169P44 062WE	8.50	17.00	9.23 8.25
EPOXY GLASS	169P44 062WEC1	4.50	17.00	6.80 6.12

INSTRUMENT/CLOCK CASE

Injection molded unit. Complete with red bezel. 4 1/4" x 4" x 1-9/16"

\$3.95 ea.

MICROPROCESSOR COMPONENTS

8080A CPU	\$16.00	CDP1802 CPU	\$19.95
8212 8 Bit Input/Output	4.95	MC6800 8 Bit MPU	24.95
8214 Priority Interrupt Control	15.95	MC6820 Periph. Interface Adapter	15.00
8216 Bi-Directional Bus Driver	6.95	MC6810A1 128 x 8 Static RAM	6.00
8224 Clock Generator/Driver	9.95	MC6830L8 1024 x 8 Bit ROM	15.00
8228 System Controller Bus Driver	10.95	Z80 CPU	29.95

Part No.	Description	Price
8080A Super 8008	16.00	
2650 8 BIT MPU	26.50	
P8085 CPU	29.95	
2561 1024 Dynamic SR3	\$ 3.95	
2518 Hex 32 BIT	7.00	
2519 Hex 40 BIT	4.00	
2522 Dual 132 BK BSR	2.95	
2524 512 Dynamic	1.95	
2525 1024 Dynamic	3.00	
2527 Dual 256 BIT	3.50	
2529 Dual 512 BIT	4.00	
2532 Quad 80 BIT	3.95	
2533 1024 Static	5.95	
3341 Flip	6.95	
74LS670 16 x 4 Reg	3.95	
AV-5-1013 30K Baud UART'S	\$5.95	
2513(2140) Char. Gen. upper case ROM'S	\$ 9.95	
2013(3021) Char. Gen. lower case	9.95	
2516 Char. Gen.	10.95	
MMS230 2048 BIT (512 x 4 on 256 x 8)	1.95	

SPECIAL REQUESTED ITEMS

FCA3817	\$5.00	11590	19.95	7205	19.95	338	3.95
AV-3-8500-1	8.95	4N03	3.95	ICM1045	24.95	LD110/111	25.00/set
AV-5-9100	17.50	8T20	7.50	ICM7207	7.50	95H90	11.95
AV-5-9200	14.95	8T97	2.00	ICM7208	22.00	MC3061P	3.50
AV-5-9500	4.95	HD0185	7.95	ICM7209	17.50	MC4016 (74416)	7.50
AV-S-2376	14.95	MC68571	13.50	MC50240	17.50	MC1408L7	8.95
9374	1.95	MC68574	13.50	DS9026CH	3.75	MC1408L8	9.95
82S115	25.00	MC68575	13.50	TL308	10.50		

PARATRONICS

Featured on February's Front Cover of Popular Electronics

Logic Analyzer Kit Model 100A

\$229.00/kit

Model 100A assembled \$295.00

- Analyzes any type of digital system
- Checks data rates in excess of 8 million words per second
- Trouble shoot TTL, CMOS, DTL, RTL, Schottky and MOS families
- Displays 16 logic states up to 8 digits wide
- See ones and zeros displayed on your CRT, octal or hexadecimal format
- Tests circuits under actual operating conditions
- Easy to assemble — comes with step-by-step construction manual which includes 80 pages on logic analyzer operation.

(Model 100A Manual — \$4.95)

Model 100 Kit — \$229.00
Model 100 Assembled — \$295.00
Baseplate — \$9.95
Model 10 Manual — \$4.95

PARATRONICS TRIGGER EXPANDER - Model 10

Adds 16 additional bits. Provides digital delay and qualification of input clock and 24-bit trigger word. — Connects direct to Model 100A for integrated unit.

Model 10 Kit — \$229.00
Model 10 Assembled — \$295.00
Baseplate — \$9.95
Model 10 Manual — \$4.95

100 MHz 8-Digit Counter

- 20 Hz-100 MHz Range
- 0" LED Display
- Crystal-controlled timebase
- Fully Automatic
- Portable — completely self-contained
- Size — 1.75" x 7.38" x 5.63"

Four power sources, i.e. batteries, 110 or 220V with charger 12V with auto lighter adapter and external 7.2-10V power supply

\$134.95

Model 100 — CLA \$3.95
Model 100 — CAI \$9.95

CONTINENTAL SPECIALTIES

PROTO BOARD 6 \$15.95 (6" long X 4" wide)

Other CS Proto Boards

PB100 - 4.5" x 6"	\$ 19.95
PB101 - 5.8" x 4.5"	29.95
PB102 - 7" x 4.5"	39.95
PB103 - 9" x 6"	59.95
PB104 - 9.5" x 8"	79.95
PB203 - 9.75 x 6 1/2 x 2 1/4	80.00
PB203A - 9.75 x 6 1/2 x 2 1/4	129.95 (includes power supply)

LOGIC MONITOR for DTL, HTL, TTL or CMOS Devices **\$84.95**

ESQ QT PROTO STRIPS

OT-595	\$10.00
OT-598	10.00
OT-475	10.00
OT-478	2.25
OT-355	8.50
OT-358	2.00
OT-185	180
OT-125	120
OT-85	80
OT-75	70

Experimenter 300 \$ 9.95
Experimenter 600 \$10.95

James ELECTRONICS

1021-A HOWARD AVE., SAN CARLOS, CA. 94070
PHONE ORDERS WELCOME — (415) 592-8097

1978 CATALOG NOW AVAILABLE

Spec Sheets - 25¢ — Send 35¢ Stamp for 1978 Catalog Dealer Information Available

Advertised Prices Good Thru February

The Incredible "Pennywhistle 103"

\$129.95 Kit Only

The Pennywhistle 103 is capable of recording data to and from audio tape without critical speed requirements for the recorder and it is able to communicate directly with another modem and terminal for telephone "hamming" and communications for the deaf. In addition, it is free of critical adjustments and is built with non-precision, readily available parts.

Frequency-Shift Keying, full-duplex (half-duplex selectable).
300 Baud.
Asynchronous Serial (return to mark level required between each character).
2025 Hz for mark; 2225 Hz for mark.
Switch selectable: Low (nominal) = 1070 space, 1270 mark; High = 025 space, 2225 mark.
—46 dbm acoustically coupled.
—15 dbm nominal. Adjustable from -6 dbm to -20 dbm.
Frequency reference automatically adjusts to allow for operation between 1800 Hz and 2400 Hz.
EIA RS-232C or 20 mA current loop (receiver is optoisolated and non-polar).
120 VAC, single phase, 10 Watts.
All components mount on a single 5" by 9" printed circuit board. All components included.

Physical: A VOM, Audio Oscillator, Frequency Counter and/or Oscilloscope to align.

NEW! BULB-ENERGY SAVER

BULB-ENERGY SAVERS used for years by major industrial users — now available for home or office use. Bulb Savers can cut electrical bills by as much as 3%. BULB-SAVERS lengthens light life by: 1. Acting as an electrical "shock absorber", turns the bulb on slowly, eliminating the "thermal shock". Bulb life increases 300 percent. 2. Banishes Current "Surges". Cushions line voltage surges when other loads cut power line.

1-9 10+
BES-1 \$1.50 ea. 1.25 ea. 3. Reduces Energy Consumption

DIGITAL STOPWATCH

- Bright 6 Digit LED Display
- Times to 99 minutes 59 seconds
- Crystal Controlled Time Base
- Three Stopwatches in One
- Times Single Event — Split & Throw
- Size 4.5" x 2.15" x .90" (4 1/2 ounces)
- Uses 3 Pentode Cells.

Kit — \$39.95
Assembled — \$49.95
Heavy Duty Carry Case \$5.95

Stop Watch Chip Only (7205) \$19.95

IMC 3 1/2 DIGIT DPM KIT

Model KB500 DPM Kit \$49.00
Model 311D-5C-5V Power Kit \$17.50

- New Bipolar Unit
- Auto Zeroing
- 5" LED
- Auto Polarity
- Low Power
- Single IC Unit

JE700 CLOCK

The JE700 is a low cost digital clock, but is a very high quality unit. The unit features a simulated walnut case with dimensions of 6 x 2 1/2 x 1". It utilizes a MAN72 high brightness readout, and the MMS314 clock chip

12 or 24 Hour
115 VAC
KIT ONLY **\$16.95**

HEXADECIMAL ENCODER 19-KEY PAD

- 1 - 0
- ABCDEF
- Shift Key
- 2 Optional Keys

\$10.95 each

63 KEY KEYBOARD

This keyboard features 63 unenclosed SPST keys, unattached to any kind of P.C.B. A very solid molded plastic 13" x 4" base suits most applications.

H878S Encoder Chip (encodes 16 Keys) \$7.95 ea.
AY-S-2376 Encoder Chip (encodes 88 Keys) \$14.95 ea.

JE803 PROBE


The Logic Probe is a unit which is for the most part, inexpensive in trouble shooting logic functions. TTL, DTL, RTL, CMOS. It derives the power it needs to operate directly off of the circuit under test, drawing a scant 10 mA max. It uses a MAN72 readout to indicate any of the following states by these symbols: (H) - 1 (LOW) - 0 (PULSE) - P. The Probe can detect high frequency pulses to 45 MHz. It can't be used at MOS levels or circuit damage will result.

\$9.95 Per Kit
printed circuit board

TPL 5V 1A Supply
This is a standard TTL power supply using the well known LM309K regulator IC to provide a solid 1 AMP of current at 5 volts. We try to make things easy for you by providing everything you need in one package, including the hardware for only

\$9.95 Per Kit

Chess Program for SOL and KIM-1



This remarkable chess program runs in about 1 K bytes of memory on the KIM-1 microcomputer, yet plays an acceptable level of chess. No extra memory or peripherals are needed for the KIM-1 version; the built in hexadecimal keyboard and display are used to enter the player's moves and display the computer's replies. Another version of the program is tailored to the SOL computer, and enough documentation is provided to enable the user to adapt the appropriate version to other 6502 and 8080 based computers. The computer can be set up to play white or black, and can also play against itself. The program will follow a book opening which can be changed by the user, and

data is provided for the French Defense, Giuoco Piano, Ruy Lopez, Queen's Indian and Four Knights openings. The level of the computer's play can be adjusted so that moves on the KIM-1 take 3 seconds ("super blitz"), 10 seconds ("blitz") or 100 seconds ("normal"). Because of size constraints the program doesn't handle castling, en passant captures and queening of pawns, but provision has been made for the user to manually execute these moves for either side. The program documentation includes a complete player's manual, a programmer's manual with a discussion of the playing strategy and method of analysis, basic flowcharts and state variable definitions, instructions for modifying the input and output routines, and suggestions for implementing strategy improvements. A commented assembly source code listing with symbol table and cross references is included, as well as a hexadecimal object code dump. The MICROCHESS program is available on a KIM-1 cassette for \$13, on a SOLOS CUTS cassette for \$18, and on paper tape for other 8080 based computers for \$15, from Micro-Ware Ltd, 27 Firstbrooke Rd, Toronto Ontario CANADA M4E 2L2.■

Circle 653 on inquiry card.

Data File Program

Practical Programming Company, POB 3069, North Brunswick NJ 08902, has introduced a program product called the "Data File Program," designed for the 8080 or Z-80 processors and assembled to start at either address 0 or address 2000. This program is a form of editor which uses memory to create named files of data, with each file consisting of a number of records. The program includes a search feature, as well as facilities for editing data. This 1024 byte program is available for \$10 (specify which origin, hexadecimal 0 or 2000, with your order).■

Circle 656 on inquiry card.

Assembly Language Aids for North Star Disk Users

The XEK package includes an assembler, autoline editor and disassembler, all using the North Star Disk Operating System for disk and terminal IO. Source and object programs can also be loaded from Tarbell format cassette tapes or from Intel hexadecimal format paper tapes. As many as six source or object files may be simultaneously resident in programmable memory. XEK comes with a user manual for \$48 from the Byte Shop of Westminster, 14300 Beach Blvd, Westminster CA 92683, (714) 894-9131.■

Circle 658 on inquiry card.

Word Processing System for iCOM Floppy Users


This word processing system features text filling and justification, line centering and underlining, page numbering and top and bottom page titles, and variable line spacing. It comes in hexadecimal ASCII format on a data diskette ready to run under iCOM's FDOS II or III. Input to the word processor is created using the FDOS text editor, and formatted output is written back to a diskette. A driver for the Anderson Jacobson AJ 841 Selectronic terminal is also available. The package is \$235 from Ortronics, 4753 Irvine Av, N Hollywood CA 91602, (213) 763-0404.■

Circle 657 on inquiry card.

Get Your Editor and Operating System in a Poly Bag

Here's 8080 software offered on cassette and paper tape media, packaged in polyethylene bags. Offerings include the EDIT 3.0 text editor (\$22.50), the COS 1.0 cassette operating system (\$15), and the SOS 1.0 small operating system (\$15) which includes utilities for the Tarbell cassette interface and Oliver paper tape reader. The SOS 1.0 and EDIT 3.0 user manuals contain 4.8 and 56 pages respectively. Dealers may place single quantity orders at the dealer discount to try the software and look over the documentation. Contact LSM Engineering, POB 3243, Orange CA 92665.■

Circle 571 on inquiry card.




This 100 page paperback, first in the BUGBOOK Application Series on assembly language programming, describes an interpretive debugger program for the 8080 which enables the user to enter and modify a program in memory and single step through program execution. The DEBUG program was written for reading and punching paper tape on a Teletypewriter, but the IO routines can be easily changed to accommodate other peripherals. DEBUG resides in 1 K bytes of memory, and a bootstrap loader for the *DEBUG: An 8080 Interpretive Debugger* and hexadecimal listings of the DEBUG program are given in the appendices. *DEBUG: An 8080 Interpretive Debugger* sells for \$5 from E&L Instruments Inc, 61 First St, Derby CT 06418, (203) 735-8774.■

Circle 654 on inquiry card.

A Personal Data Base Management System

This data base management system should be useful in many applications where information must be stored, retrieved and modified. Commands are provided to create files, add, delete or list records in sequence or selectively, change fields within existing records, or search fields for a string or for integer values. The current system is designed for an Altair 8800b computer with one or two floppy disks and a minimum of 32 K bytes of memory. The PDMS system is supplied on an 8 inch floppy disk for \$795, including a 40 page manual which contains a source listing of the program. The manual, which illustrates typical applications of the system, is available separately (without the source listing) for \$20, from the Micro-ware Division of Physical Biological Sciences Ltd, POB 47, Blacksburg VA 24060, (703) 951-9469.■

Circle 655 on inquiry card.



TOUCH TONE ENCODER KIT

Simplicity itself to complete. No other parts required, no crystal required. The back of the touch pad has etched & drilled PC board and you solder the encoder chip to it. Add your own small speaker & 9 volt battery and you are done. A touch of the pad produces the proper tone signal from the speaker. We furnish schematic and instructions.

SP-149-B \$12.95

WIRE WRAP WIRE

TEFZEL blue #30 Reg. price \$13.28/100 ft. Our price 100 ft \$2.00; 500 ft \$7.50.

MULTI COLORED SPECTRA WIRE

Footage	10'	50'	100'
8 Cond. #24	\$2.50	9.00	15.00
12 "	22	3.00	11.00 18.00
14 "	22	3.50	13.00 21.00
24 "	24	5.00	20.00 30.00
29 "	22	7.50	28.00 45.00

Great savings as these are about 1/4 book prices. All fresh & new.

TOUCHTONE ENCODER CHIP



Compatible with Bell system, no crystal required. Ideal for repeaters & w/specs. \$6.00

LAMBDA POWER SUPPLIES

LM-D-12-OVP 12 volts DC 10 amp \$60, LV-EE 5-OVP 5 VDC 74 Amp \$75.00

VIATRON CASSETTE DECKS


The computer cassette deck alone \$35. Set of Control boards for above \$40.



VIDEO DISPLAY from Viatron systems. Accepts composite video signals. 9 inch transistorized CCTV black & white CRT monitor. Ready to go, checked out. 115 volt AC 60 cycle. With circuit diagram.

\$75.00

FAST CHARGE AA NICADS \$1.25 each



IR NIGHT VIEWER \$199.00


Custom made, complete with light source & viewer in one piece. Comes with carrying strap. Ready to operate with 6 volt lantern battery. Guaranteed by the manufacturer. See in total darkness. Great for scientists, viewing nocturnal animals & birds, criminal investigation . . . observe without being observed, and a ball for just plain snooping!!!! Sorry to say but no shipments to Calif. (lens may vary slightly from pic)

SPL-21 \$199.00

Please add shipping cost on above. Minimum order \$10
FREE CATALOG NOW READY # SP-10
 P.O. Box 62, E. Lynn, Massachusetts 01904

Meshna


Backgammon, Anyone?



This backgammon board comes with something extra: a built-in opponent in the form of an Intel microprocessor controlled by a program in read only memory. The program generates random dice rolls, interacts with the playing keys and is said to base its moves on an analysis of the current board position using game theory and probabilistic methods. The backgammon game should be available in many retail outlets, and has been selected for inclusion in the Horschow's Collections and American Express gift catalogs. Priced at about \$200 retail, the game is produced by Texas Micro Games Inc, 6230 Evergreen E, Houston TX 77081, (713) 778-9547. ■

Circle 572 on inquiry card.


Low Cost Power Surge Protection



Has your computer ever lost its mind and memory during an electrical storm? This line cord transient suppressor will absorb repeated power surges from lightning or heavy duty electrical equipment, protecting delicate electronic circuits. Available in two prong (\$11.50) or three prong (\$14.50) plug form, these units can also be obtained with integral power line hash filtering, from Electronic Specialists Inc, POB 122, Natick MA 10760, (617) 655-1532. ■

Circle 573 on inquiry card.


6800 Based Microcomputer Trainer from Heath



The EE-3401 self-instructional course provides tutorial material and hardware and software experiments in microprocessor operation, interfacing and programming. The course is designed to be used with the ET-3400 microprocessor trainer, which features the 6800 microprocessor, 256 bytes of programmable memory, 1 K byte read only memory monitor, and a 6 digit hexadecimal display and keyboard. Breadboarding sockets permit fast construction of experiments and special prototype circuits. The EE-3401 course and ET-3400 microprocessor trainer, priced at \$89.95 and \$189.95 respectively, are described in a free catalog available from Heath Company, Dept 350-460, Benton Harbor MI 49022, (616) 982-3236. ■

Circle 578 on inquiry card.


Paper Feeder for Word Processing Printer



This device eliminates the manual task of inserting fresh paper and removing typed documents from a printer in high volume word processing applications. The SpeedFeed interfaces to a Qume daisywheel printer, inserts sheets into the printer's platen, removes completed sheets and stacks them in an internal hopper. The hopper can hold up to 180 sheets of paper in sizes up to 12 by 14 inches (30.5 by 35.6 cm). Sensors automatically detect an end of paper condition. The SpeedFeed is \$1390 in single quantities with 90 day delivery; substantial quantity discounts are available, from Qume Corporation, 2323 Industrial Pky W, Hayward CA 94545, (415) 783-6100. ■

Circle 579 on inquiry card.

Low Cost Logic State Analyzer



The Model 100A logic state analyzer is said to be the lowest priced data domain instrument available. The basic unit operates as an 8 channel stand alone analyzer, offering a 16 word truth table display of ones and zeros on an ordinary oscilloscope, post-trigger and pre-trigger data collection, hexadecimal and octal formats, and both snapshot and repetitive display presentations. The Model 100A can be mated with the Model 10 expansion unit on an optional baseplate to provide a 24 bit logic analyzer capable of monitoring a microprocessor's full address and data bus. The expanded package also provides a user programmable digital delay for paging through programs up to 1000 steps long and a pass counter for monitoring loops. Selected bus operations can be captured and displayed with the clock and trigger qualifiers on the combined package. The units can be used with a variety of logic families and are capable of handling data rates in excess of 8 megabytes per second. The Model 100A basic unit and Model 10 expansion unit are each priced at \$295 assembled or \$229 as a kit. The optional baseplate is \$9.95, and a separate owner's manual is available for \$4.95, from Paratronics Inc, 800 Charcot Av, San Jose CA 95131, (408) 263-2252. ■

Circle 576 on inquiry card.

Upgrade Kit for PolyMorphic Systems Users

The Poly 88 Disk Kit contains all mechanical parts and electronic assemblies needed to convert a Poly 88 microcomputer into a new System 8813 disk based system. The kit includes a chassis, walnut cabinet with brushed aluminum front panel, a 10 slot backplane, power supply and fan, floppy disk controller, 2 K bytes of read only memory, one floppy disk drive and two system diskettes. The conversion kit costs \$1450 and is said to take only a few hours to install. Up to two more disk drives may be added at a cost of \$590 each. The kit is available from PolyMorphic Systems Inc, 460 Ward Dr, Santa Barbara CA 93111, (805) 967-0468 or from PolyMorphic Systems dealers. ■


Circle 577 on inquiry card.

Fantastic Savings on Terminal Components

We have obtained a fairly large supply of professional CRT video monitors, encased in attractive metal cabinets with a simulated mahogany finish. We do not know the bandwidth capabilities of these 12" (diagonal) units; we have used them, however, to test our 24 x 80 video display board and have found them perfectly satisfactory. These units were manufactured for one of the largest data communications firms in the country. We are not allowed to use the name, and the nameplates had to be removed. Many of you have probably seen these units functioning. They are equipped with a standard video connector and have all the normal controls. They operate at 110 V, 60 cycles.

The units are in reasonably good condition cosmetically, although nearly all of them have a defect in the plastic anti-glare screen in front of the CRT tube. This screen could be readily removed or replaced.

We estimate that these units would sell new for between \$150 and \$200. We are offering them for sale in both functional and non-functional condition.



12CRT Used, operable* \$ 59⁹⁵

12CRTNF Used, complete,
known non-functioning \$ 39⁹⁵

*Units have been tested but are sold as-is. They are not represented as reconditioned units and may require minor repairs or adjustments.

Add the following charges for handling-shipping-insurance:
\$2.50 Eastern Time Zone \$3 Central \$4 Mountain \$5 Pacific

MiniMicroMart, Inc. also stocks a complete line of kits for building video display units.

Write for information



COMMERCIAL MODEMS — Limited Supply — Acoustical coupler type and direct hard wire variety. Both operate at standard Bell Telephone frequencies, at up to 300 baud; they are Bell 103 compatible. They appear to be in new or equal-to-new condition. They are intended for communicating from a terminal to a time-share computer. Standard RS232C type connectors are supplied.



KEYBOARDS— Limited Supply

Attractive communications style keyboards; some in cases which match the monitor shown above. They are not ASCII encoded but the coding could be changed in software with PROMs or by replacing the circuitry with an encoding I.C. They key switch modules are of Cherry manufacture with an excellent feel. A schematic and limited modification information is supplied.

MDACP (acoustical) \$ 59.95
MDHW (hard wire) 44.95
MDACP-NF (used, suspect non-functional) 39.95
MDHW-NF (used, suspect non-functional) 24.95

Add \$2 for handling-shipping-insurance.

KBN brand new, in case \$ 37.95
KBU used, in case 27.95
KBUD used, in case, minor cosmetic defects 22.95
KBUNC used, no case 19.95

Add \$2.50 for handling-shipping-insurance.

Write for free 64-page catalog featuring hundreds of items for minicomputer systems.

MiniMicroMart, Inc. 1618 James Street, Syracuse, N.Y. 13203 (315) 422-4467

What's New?

MISCELLANEOUS


Arabic and Farsi Character Sets



The Intecolor 8001 data terminal is now available with an Arabic and Farsi character set option which allows text in these languages to be entered from the keyboard and manipulated in BASIC. The shapes of certain characters are automatically changed depending on their position in a word as is the custom in these languages. Prices for the Intecolor systems with the Arabic and Farsi option start below \$5000 from Intelligent Systems Corporation, 5965 Peachtree Cors E, Norcross GA 30071, (404) 449-5961. ■

Circle 574 on inquiry card.


Universal Wire Wrap Panels



These wire wrap packaging panels consist of 30 columns, with 64 terminals per column, on 0.001 inch centers. The low profile IC socket contacts have 0.025 inch square terminations. Available with or without 108 pin connectors, the panels are priced at \$1 to \$2.50 per IC position from Garry Manufacturing Company, 1010 Jersey Av, New Brunswick NJ 08902, (201) 545-2424. ■

Circle 575 on inquiry card.

Stand Alone ASCII Keyboard Specification



Orders accepted by phone or mail.
 MASTERCHARGE ☆ VISA ☆ COD ☆ CHECK ☆ MONEY ORDER

COMPONENT SALES INC.
 778-A BRANNAN, SAN FRANCISCO, CA 94103
(415) 861-1345

- ☆ 4 SIMULTANEOUS OUTPUTS AVAILABLE: THE ONLY ONE ON THE MARKET
- 1. SERIAL TTL LEVEL
- 2. BUFFERED 8 BIT (TRI-STATE LATCH) PARALLEL OUTPUT WITH VALID DATA SYNC PULSE AND LEVEL
- 3. 20 MA OPTO-ISOLATED CURRENT LOOP, POLARITY INDEPENDENT
- 4. EIA RS232C
- ☆ SINGLE +5 VOLT 300 MA (NOMINAL) POWER SUPPLY
- ☆ INDUSTRY STANDARD 2 KEY ROLL-OVER ENCODER
- ☆ ANSI - COMPATIBLE KEY SET: FOR SLIM-LINE "HIDEAWAY" PACKAGING
- ☆ SEGMENTED SPACE BAR ALLOWS FAST MULTIPLE-SPACING WITHOUT REPEAT KEY
- ☆ REPEAT KEY REPEATS AT CHARACTER RATE
- ☆ USER SELECTABLE UPPER CASE ONLY (KSR/ASR/33 REPLACEMENT) OR UPPER/LOWER CASE
- ☆ FACTORY SET AT 110 BAUD BUT EASILY ADJUSTED BY USER TO ANY BAUD RATE FROM 110 TO 9600 BAUD
- ☆ FLEXIBLE PARITY
- ☆ LED INDICATOR FOR SHIFT-LOCK KEY ELIMINATES CASE UNCERTAINTY
- ☆ 24 PIN DUAL - INLINE CONNECTOR
- ☆ LOW PROFILE CASE (OPTIONAL) Available Mid-December

\$9700 ASSEMBLED AND TESTED
 Plus \$3.00 handling charge. California residents add 6 1/2% sales tax.

8800V

Microcomputer/processor
complete with S-100 bus Com-
plete with heat sink & hardware. 5.3" x
10" x 1/16"

10-24 \$15.96
5-9 \$17.95
1-4 \$19.95

8801-1
Same as 8800V except plain; less power
buses & heat sink.

5-9 \$13.46
1-4 \$14.95

10-24 \$11.96

3662 6.5" x 4.5"
\$7.65
3662-2 6.5" x 4.5"
\$11.45
P pattern plugboards for
IC's Epoxy Glass 1/16"
44 pin con. spaced .156

SALE

LM3A 3 dig 1% DC \$125, \$110.
LM3.5A 3 1/2 dig .5% DC \$147, \$128.
LM40A 4 dig .1% DC \$190, \$165.
LM4A 4 dig .03% DC \$227, \$195.

Rechargeable batteries and charger in-
cludes:
• NiMH NiCd NiFe, AC Volt, Ohm and
• Automatic polarity, decimal and overload
• Rechargeable batteries and charger in-
cludes:
• NiMH NiCd NiFe, AC Volt, Ohm and
• Automatic polarity, decimal and overload
• Battery selection and no full-scale read
• Charge indicator - NiCd battery, see AC
• LED display for test setting without
• Full-scale readout
• Full-scale readout

Model LM-4

MODE	RANGE	ALTERNITY	ACCTACK		RECEIVER		TEST
			LM-4A	LM-4B	LM-4A	LM-4B	
VOLTS DC	1000	1000	1000	1000	1000	1000	1000
VOLTS AC	1000	1000	1000	1000	1000	1000	1000
RESISTANCE	1000	1000	1000	1000	1000	1000	1000
TEMPERATURE	1000	1000	1000	1000	1000	1000	1000

3690-12

Card Extender has 100 contacts — 50
per side on 125 centers — Attached
connector — is compatible with S-100
Bus Systems \$25.00

3690 6.5" 22/44 pin 156 ctrs. Ex-
tenders \$12.00



MS-15 MINISCOPE \$289
With Rechargeable Batteries & Charger Unit

- 15 megahertz bandwidth.
- External and internal trigger.
- Time base — 1 microsec. to 0.5 Sec/div. 21
- settings ±3%.
- Battery or line operation.
- Automatic 4 line sync modes.
- Vertical gain — 01 to 50 V/div. 12 settings ±2%
- Viewing area 11" x 12"
- Case size 2.7" H x 6.4" W x 7.5" D. 3 pounds
- Price & Labor guaranteed 1 year
- 1000 hrs. 10 mg probe
- Leather carrying case

Model 236

8803

MOTHER BOARD FOR
S100 BUS
MICRO-
COMPUTERS

- Kit includes 12 tantalum capaci-
tors for +5, +12,
— 12 buses and mis-
lead mounting spacers.
- Working side shows. Components
side bare epoxy
glass with white markings for
component locations.
- 610 epoxy glass board with 2 ounce
copper, solder plated and 038 diam-
eter holes for leads.
- Solder mask with solder windows on
etched circuits to avoid accidental short
circuits.
- Mounts 11 receptacles with 100 contacts (2
rows) on 125 centers with 250 row spacing.
Vector part number 8803-2, or mounts 10 recep-
tacles plus interconnections to smaller modular
boards for expansion.
- Includes etched circuits and instructions for option of
active, pull-up, or floating terminals.
- Large traces: +5V and GND (10 AMPS), ±12V or 16V (1
AMP). Current ratings are per MIL-STD-275 with 10°C
rise.
- Fits in Vector-pak enclosures.
- Fits in IMSAI 8080 microcomputer as expander board.

Price: \$29.50

LIQUID CRYSTAL DIGITAL CLOCK-CALENDAR

APPLIED
MARKETING

12:28

For Auto, Home, Office
• Small in size (2 1/2" x 3 1/2")
• Push button on/off anywhere with
slide top or VCLCDO included.
• 2 MODES AVAILABLE:
LCD — LCD, portable mode runs
on 1.5 volt battery for better than a year.
LCD-102, runs on 12 Volt system and is back-
lighted.
LCD-100 or LCD-102
Your choice.
• Clear desk stand for
your choice.

Price: \$34.95
\$2.00

SLIT-N-WRAP

Wraps insulated wire on .025" square posts
FOUR TIMES FASTER

NO PRE-STRIPPING
NO SPRE-CUTTING
NO PROOF-CUTTING

The spotted wire passes through the tool past a slitting edge
insulation where it presses the square post
in. The bare copper is exposed by the sharp edge
of the tool.

W28-A-Pkg. 3, Green W28-B-Pkg. 3, Red
W28-C-Pkg. 3, Clear W28-D-Pkg. 3, Blue

Price: \$24.95

ACE • All-Circuit Evaluator

For fast, solderless,
plug-in circuit building
and testing

Just plug in any components with leads to .025" dia. inter-
connect with solid wire up to .062" dia. Assembler modules tool

Part No.	Qty.	Price
206 (Kit)	728	\$15.15
206 (Kit)	827	\$18.95
212 (Kit)	1032	\$21.95
212 (Kit)	1214	\$25.95
218 (Kit)	1524	\$32.95
218 (Kit)	2112	\$45.95
222 (Kit)	2712	\$58.95
222 (Kit)	3648	\$78.95

14 & 16 PIN 3 LEVEL WIRE WRAP SOCKETS

14-T3 100 for \$30.00
16-T3 100 for \$30.00
50 of ea. for \$32.00

3 LEVEL GOLD WIRE WRAP SOCKETS

Pin	1-24	25-49	50-99
8 pin	.47	.42	.37
10 pin	.45	.41	.37
14 pin	.39	.38	.37
16 pin	.43	.42	.40
18 pin	.75	.68	.62
22 pin	1.00	.97	.95
24 pin	1.00	.94	.84
28 pin	1.09	.98	.84
36 pin	1.59	1.45	1.30
40 pin	1.49	1.39	1.29

SC-5 With Rechargeable Batteries & Charger Unit

FM-7 With
Rechargeable
Batteries &
Charger
Unit

Price: \$79

Price: \$168

Price: \$350

Price: \$116.00

SALE

2708

8K 450 ns
EPROM
FACTORY PRIME

Price Breakthrough!
MA1003 CAR CLOCK

Price: \$13.00
\$12.50

Price: \$1.50
\$1.40
\$1.25
\$1.19

Price: \$10.90
\$9.74

Price: \$17.95

24 PIN DIP PLUGS WITH COVERS

3 / \$1.00
40 / \$10.00

Solitron CMOS

TAKE ADVANTAGE OF
THIS SPECIAL
PURCHASE OF
100% FACTORY PRIME PARTS

Part No.	Price
CM4006AE	8 / 2.00
CM4007AE	8 / 1.00
CM4008AE	8 / 1.00
CM4011AE	8 / 1.00
CM4012AE	4 / 1.00
CM4013AE	3 / 2.00
CM4014AE	3 / 2.00
CM4015AE	2 / 1.00
CM4017AE	1 / 1.00
CM4018AE	4 / 1.00
CM4019AE	3 / 2.00
CM4020AE	1 / 1.00
CM4022AE	8 / 1.00
CM4023AE	3 / 1.00
CM4024AE	5 / 1.00
CM4025AE	7 / 1.00
CM4030AE	3 / 2.00
CM4035AE	2 / 2.00
CM4037AE	2 / 1.00
CM4041AE	1 / 1.00
CM4047AE	4 / 1.00
CM4049AE	4 / 1.00
CM4050AE	4 / 1.00
CM4116AE	4 / 1.00

(10% Discount on 100 pcs.
or More, if a Minimum 25 per
Part No. are Purchased.)

Free
Value
\$5
Just mention or send this COUPON and
receive with your order —
DIP PROJECT BOARDS
— assorted sizes and types, epoxy
glass, prepunched and copperclad
PART NO. PVA.

Price: \$1.00

PRIORITY ONE ELECTRONICS

10031 Woodley Ave. Sepulveda CA. 91343

Terms: VISA, MC, BAC, check, Money Order, C.O.D., U.S. Funds Only. CA residents add 6% sales tax. Minimum order \$10.00. Orders less than \$75.00 include 10% shipping and handling; excess refunded. Just in case
... please include your phone no.

phone orders welcome (213) 893-8202 OEM and Institutional Inquiries Invited.

Good thru March 15, 1978



Classified Ads

FOR SALE: 2708 programmer with pre-programmed PROM. Plugs into KIM-1 expansion connector and uses K-1 and K-2. Includes 6530 PIA, \$95. -5, 12, 26 V power supply, \$45. James Grina, 1284 Fifield Pl, St Paul MN 55108.

WANTED: Manual or timing information for a Burroughs A560 punch. R Six, 30725 Tennessee, Roseville MI 48066.

FOR SALE: Minicomputer, Digital Equipment PDP8-L, 4 K x 12 memory, Teletype IO, with complete original documentation, spare parts and much software \$500. Hewlett-Packard 120A oscilloscope excellent condition with manual \$100. Viatron cassette drive \$15. Gary Hansen, POB 1337, Ft Davis TX 79734. (915) 426-3331.

WANTED: Datapoint 2200 processor version 2, used, for reasonable price. Send details by air mail to Carl DuBois, 69 Nasuli, Malaybalay, Bukidnon 8201 PHILIPPINES.

FOR SALE: BYTE number 1 for \$10. BYTE numbers 2, 3, 4 and 5 for \$5 each. These BYTES are now classics. All magazines in mint condition. Will sell any combination. Please send money order to D Mathews, POB 469, Lynden WA 98264.

WANTED: BYTE issues, June 1976 to March 1977. Evan H Foreman, POB F, Mobile AL 36601.

FOR SALE: Two running bit 483 - 16 K core memory minicomputers and an extra 4 K x 10 core memory (with all drivers and ps). Over 150 computer programs, including FORTRAN, timesharing on paper tape (source and object tapes) for the bit 483, all LBDs, wire list, some PCB negatives, almost complete set of tested spare PCB for bit, all above only \$2500 FOB Phoenix. Ralph Greenthal, 5009 E Windsor Av, Phoenix AZ 85008.

SWAP: For computer of equal value: Heathkit HW-100 5 band radio, 10 thru 80 meter 180 W SSB/CW transceiver, converted to cover 11 meter CB in addition. AC power supply, speaker console and 4 BTW HUSTLER antenna. Perfect condition. Ron Dudeck, 1504 W I St, Ontario CA 91762.

FOR SALE: Honeywell 200 computer, tape drives, line printer, card reader; Dura Mach 10; Bendix G-15; Royal LGP-30. For details send stamped self-addressed envelope to S Lang, 730 Bridge, Apt 7, Davenport IA 52803.

ASSEMBLED SHERE BOARDS FOR SALE: CRT/1, CPU/2, 16 K memory. Contact Richard Likwartz (307) 362-5316.

Readers who have equipment, software or other items to buy, sell or swap should send in a clearly typed notice to that effect. To be considered for publication, an advertisement should be clearly noncommercial, typed double spaced on plain white paper, and include complete name and address information. These notices are free of charge and will be printed one time only on a space available basis. Insertions should be limited to 100 words or less. Notices can be accepted from individuals or bona fide computer users clubs only. We can engage in no correspondence on these and your confirmation of placement is appearance in an issue of BYTE.

Please note that it may take three or four months for an ad to appear in the magazine. ■

WANTED: Issue number 3, BYTE, November 1975, in good condition. Vincent M J Sumoski, A6-10 Lehigh Av, Gloucester Hts NJ 08030 (609) 456-4298.

WANTED: Back issues of BYTE, Issues 1 thru 10, 12 thru 13, Volume 2, Number 2. Good condition. John Berry, 1520 Aberdeen Av, Baton Rouge LA 70808.

FOR SALE: IMSAI 4 K EROM board with EROMS. Never used, \$350. Associated Electronics PROM burner (burns 1702 and 8702 EROMS) with power supply, \$260. J Williams, 2415 Ansdell Ct, Reston VA 22091.

FOR SALE: TVT-3 Terminal, never used. \$95 or best offer takes. Also, I'm selling an ASCII keyboard with MOS encoder, adjustable parity, etc, for \$20 "like new." David Tucker, 23681 Marlow, Oak Park MI 48237. Or call after 4:00 (313) 967-3130.

TELEPRINTERS FOR SALE: Model 15 (Baudot) with table, \$65; Model 28ASRs, KSRs or ROs (Write); Model 33ASR with modem, \$675. Some Model 35 (ASCII) equipment. Parts and supplies (paper, tape, ribbons). Model 33ASR wiring diagram packet, \$5.75; Model 33 copyholders, \$14; Model 33 readers and parts (write). Send SASE for complete list. Lawrence R Pfeleger, 2141 N 52nd St, Milwaukee WI 53208.

USED COMPUTER TAPE FOR SALE: Standard 1/2 inch tape, 9 level 1600 bpi on 2400, 1200 and 600 foot reels. Came from a large data center which just switched computers. Also have about 100 old 2 foot by 2 foot programming boards plus several boxes of jumper wires. Also four boxes of hardware for raised computer room flooring. Call (904) 575-2183 or write Loren Moltedo, 2636-273 Mission Rd, Tallahassee FL 32304.

FOR SALE: ASR-33 Teletype with stand, paper punch and reader, for data 1610 modem, and documentation for all, \$775. Russ Tremain, 1324 Mission St, Santa Cruz CA 95060. (408) 427-3656.

FOR SALE: Brand new 4 K EROMS, type MM-5204AQ 512 x 8 bit uV erasable, 750 ns, with rubber carriers and data sheets. \$6.50 each, or all 12 (6144 bytes) for \$75. Steven Hain, 40 Wilshire Dr. Sharon MA 02067. (617) 784-3374 weeknights.

FOR SALE: Tektronix RM15 oscilloscope with instruction and maintenance manual and new probe. Asking 160; I am willing to trade for a terminal (any type) or memory. Philip Kaaret, 1113 E State St, Ithaca NY 14850. (607) 272-9119.

WANTED: Any or all of the following issues of HP-65 KEY NOTE: volume 1, numbers 1 thru 5 and volume 2, number 1. Also interested in EE Pacs 1 and 2 and MATH Pacs 1 and 2 (software for discontinued HP-65). Will pay any reasonable price. James Damon, 1619 King St, Alexandria VA 22314.

FOR SALE: First four issues of BYTE (September thru December 1975) in new condition. Best offer over \$20. Only highest bidder notified. Robert Kindt, 26 Russett Dr, RD #3, Allentown PA 18104.

FOR SALE: IMSAI MPU-A board with documentation and Intel 8080 User's Guide, all ICs are socketed, brand new, carefully assembled and tested, \$130. Also four memory boards; two Vector 8 K static, \$225 each, two MITS 4 K dynamic, \$100 each and MITS 2 SIO board, \$135. For more information call (518) 456-8717 or send SASE to Michael Favitta, 4 Sherwood Forest Rd, Albany NY 12203.

FOR SALE OR TRADE: Digital Group PHI-F assembled interface for cassette storage system. Purchased at \$195, never opened or used, guaranteed brand new. 6400 bps rate, search speed 100 inches per second, recording density: 1600 FCPI. Test program tape, instruction manual, and board connectors included. First cashier's check or money order for \$135 takes it. Also, will take best cash offer or trade for scope, DVM, or camera of equal value if not purchased outright. Let's make a deal! Mark Anglin, 929 Mills Rd, Wadsworth OH 44281. Phone: (216) 336-5769.

FOR SALE: Complete IMSAI 8080 System, 22 slot motherboard with ten connectors and fan; TDL 16 K memory board (250 nsl); MIO board with cables; Processor Technology VDM board; Honeywell keyboard, XAM 100% solid state TV with video hookup; 2708 PROM Board with software for loading operating system from cassette. All manuals provided, plus instruction manual on operation of the complete system. Ready to be plugged in and run. \$2500. Programming service also available. T Tai, 115 Bonny Ln, Collegeville PA 19426.

FOR SALE: New factory assembled Altair 8800b with 20 K static programmable memory (1 4 K board, 1 16 K board), 88 ACR cassette interface, serial interface, ADM-3A complete cursor control CRT. Extended BASIC software and all manuals; everything for only \$2500 or best offer. Will consider selling units separately for best offer. Going away to college and must sell system. Please contact B Roberts, 505 E 82 St, New York NY 10028. (212) 734-5703.

FOR SALE: Okidata CP 110 printer (prints up to 110 characters per second) with RS-232 tractor feed, bidirectional printing and onboard self-test electronics. Less than one year old. New unit costs over \$1700. Will sacrifice for \$850. You pay shipping. Send SASE for sample of printout. Write to P Grivas, POB 3153, Walnut Creek CA 94598.

FOR SALE: Oliver papertape reader, \$75, Polymorphics VTI 64 video board, \$190, IMSAI audio cassette interface board, \$50. Practically unused. J Williams, 2415 Ansdell Ct, Reston VA 22091.

FOR SALE: MITS 8080a mainframe. Never used, works, and is in good condition. Will sell for \$400. Contact Tyrone Throop at 713 Erskine NW, Huntsville AL 35805, or call (205) 837-9246.

FOR SALE: DEC PDP 11/05 runs perfectly, has 8 K x 16 core memory. Extra boards, cables, service information, test tapes and documentation included. First certified check for \$1,500 plus shipping. Gerard C Plasse, 53 Main St, Oxford MA 01540. (617) 987-5588.

FOR SALE: New TEC-9900-SS-U super starter system kit 16 bit TI microprocessor, 32 bit IO, hardware multiply and divide, buffered bus, 20 mA or RS232, eight interrupt and sockets. Won at Hartford Ham Convention. List \$299, first \$175 takes it. Bunker Ramo keyboard =2200 and video display Model 2217 with self contained PS, schematics and manuals \$95. John Keslo, 5 Belvina Cir, Pelham NH 03076. (603) 635-2508.

FOR SALE: SwTPC 6800 Computer with 4 K programmable memory. New and well constructed, 100% guaranteed, \$250. A Cunningham, 1151 Seneca Pl, Charlotte NC 28210.

TRADE: Amateur radio equipment and testing equipment for an Altair 8800 or IMSAI. Send for information to Dale Hutchinson, 10818 Brentway Dr, Houston TX 77070.

FOR SALE: Altair 8800a with 20 K programmable memory and ASR 33 Teletype (almost new), reader, punch, interfaces, fan, manuals, etc, 8 K MITS BASIC on paper tape. Cost almost \$4000 new. Works perfectly but want to build my own now. Sacrifice this whole quality system for \$2495, or just \$1895 without the Teletype. First cashier's check or money order reserves this powerful computer and Teletype. Brian J Dowd, DDS, 1770 Century Cir NE, Atlanta GA 30345.




ORDER BY PHONE CALL TOLL FREE 1-800-527-3460

EXPANDO RAM KIT

32K FOR \$475.00

MEMORY CAPACITY
 MEMORY ADDRESSING
 MEMORY WRITE
 PROTECTION

8K, 16K, 24K, 32K using Mostek MK4115 with 8K boundaries and protection. Utilizes DIP switches. PC board comes with sockets for 32K operation. Orders now being accepted. Allow 6 to 8 weeks for delivery.



Buy an S100 compatible 8K Ram Board and upgrade the same board to a maximum of 32K in steps of 8K at your option by merely purchasing more ram chips from S.D. Sales! At a guaranteed price — Look at the features we have built into the board.

PRICES START AT \$151. FOR 8K RAM KIT
 Add \$108.00 for each additional 8K Ram

8K FOR \$151.00

INTERFACE CAPABILITY
 Control, data and address inputs utilizes low power Schottky devices.

POWER REQUIREMENTS
 +5VDC 400MA DC
 +18VDC 400MA DC
 -18VDC 30MA DC

on board regulation is provided. On board (invisible) refresh is provided with no wait states or cycle stealing required.

MEMORY ACCESS TIME IS 375ns.
 Memory Cycle Time is 500ns.

S.D. SALES NEW EXPANDABLE EPROM BOARD

16K or 32K EPROM \$49.95 w/out EPROM
 Allows you to use either 2708's for 16K of Eprom or 2716's for 32K of Eprom.

KIT FEATURES:

1. All address lines & data lines buffered.
2. Quality plated through P.C. Board, including solder mask and silk screen.
3. Selectable wait states.
4. On board regulation provided.
5. All sockets provided w/board.

WE CAN SUPPLY 450ns 2708's AT \$11.95 WHEN PURCHASED WITH BOARD.

Z-80 CPU BOARD KIT — \$139.

CHECK THE ADVANCED FEATURES OF OUR Z-80 CPU BOARD: Expanded set of 158 instructions, 8080A software capability, operation from a single 5VDC power supply; always stops on an M1 state, true sync generated on card (a real plus feature!), dynamic refresh and NM1 available, either 2MHZ or 4MHZ operation, quality double sided plated through PC board; parts plus sockets priced for all IC's. *Add \$10 extra for Z-80A chip which allows 4MHZ operation
 Z-80 chip with Manual — \$39.95

8K LOW POWER RAM — \$159.95

Fully assembled and tested.
 Not a kit. Inmsai — Altair — S-100 Buss compatible, uses low power static 21L02-500ns fully buffered on board regulated, quality plated through PC board, including solder mask. 8 pos. dip switches for address select.



4K LOW POWER RAM KIT

Fully Buffered — on board regulated — reduced power consumption utilizing low power 21L02 — 1 500ns RAMS — Sockets provided for all IC's. Quality plated through PC board. *Add \$10. for 250ns RAM operation.



The Whole Works - \$79.95

MUSICAL HORN

One tune supplied with each kit. Additional tunes — \$6.95 each. Special tunes available. Standard tunes now available: — Dixie — Eyes of Texas — On Wisconsin — Yankee Doodle Dandy — Notre Dame — Pink Panther — Aggie War Song — Anchors Away — Never on Sunday — Yellow Rose of Texas — Deep in the Heart of Texas — Boomer Sooner — Bridge over River Kwai.

CAR & BOAT KIT \$34.95
 HOME KIT \$26.90
 Special Design Case \$3.50

Jumbo LED Car Clock Kit

FEATURES:
 A. Bowmar Jumbo .5 inch LED array.
 B. MOSTEK — 50250 — Super clock chip.
 C. On board precision crystal time base.
 D. 12 or 24 hour Real Time format.
 E. Perfect for cars, boats, vans, etc.
 F. PC board and all parts (less case) inc.
 Alarm option — \$1.50
 AC XFMR — \$1.50



\$16.95

DIGITAL LED READOUT THERMOMETER — \$29.95

Features: Litronix dual 1/2" displays. Uses Siliconix LD131 single chip CMOS A/D converter. Kit includes all necessary parts (except case); AC line cord and power supply included. 0-149° F.



6 DIGIT ALARM CLOCK KIT

Features: Litronix dual 1/2" displays, Mostek 50250 super clock chip, single I.C. segment driver, SCR digit drivers. Kit includes all necessary parts (except case). Xfmr optional. Eliminate the hassle.
 AC XFMR — \$1.50 Case \$3.50

5 Digit Countdown Utility Darkroom Timer Kit

Features: Large LED 1/2" displays oper. from 0.1 sec. to 59 min. 59.99 sec. 5A-115V. Relay included to control appliances. Operates on 115V AC. Displays can be turned off for total darkness while counting. All necessary parts included.
 Special design case \$3.75.



\$44.95

6 Digit General Purpose or Computer Timer Kit — \$29.95

Features: Large LED 1/2" displays, Mostek 50397 counter display/driver, counts up to 59 minutes, 59.99 seconds with crystal controlled 1/100 second accuracy, operates on 115V AC or 12V DC supply. All necessary parts included. Special design case \$3.75.



Bowmar 4 Digit LED Readout Array Full 1/2" Litronix Jumbo Dual Digit LED Displays

4 JUMBO .50" DIGITS ON ONE STICK!
 WITH COLONS & AM/PM INDICATOR
 \$3.95
 DL 722 - C.C. DL 728 - C.C.
 DL 721 8 C.A. DL 727 - C.A.
 99c \$1.29

NEW COMPETITION CHESS TIME KIT WITH TWO INDEPENDENT FIVE DIGIT 1/2" LED DISPLAYS

The timers can be used independently or coupled. The timer can be set to 59 minutes 59.9 seconds at 0.1 intervals. Kit includes all necessary parts and an attractive woodgrain case.



\$79.95 Complete Kit

Low Cost Cassette Interface Kit

Features: K.C. standard 2400/1200 Hz, 300 Baud, TTL, I/O compatible, phase lock loop, 22 pin connector. Feeds serial data via microprocessors I/O ports and from cassette tape recorder.
 \$14.95



RAM'S 21L02 - 500NS 8/11.50 21L02 - 250NS 8/15.95 2114 — 4K 14.95 1101A — 256 8/54.00 1103 — 1K35 MK 4115 - 8K 15.45 74S 200 - 256 3.95	THERMISTORS MEPCO — NEW! 1.5K OHM 5/51.00	TANTALUM CAPS 1 MFD. 20VDC. P.C. LEADS 15 for \$1.00	FLAT PACK IC ASSORT. FLAT PACK 5400 SERIES, SPECIAL BUY FROM I.T.T. 20 Assorted Devices for \$1.00	ELECTRICAL COIL 13T TYPE C 10T TYPE C YOUR CHOICE 12/51	2 TRANSISTOR AUDIO amt. VV/Specs. 6/51	TRIMMER POTS 10K, 20K, 25K OHM. Mini for PC boards. YOUR CHOICE 10/51.	MICROPROCESSOR CHIPS 8212 - I/O part 3.50 8214 — P.I.C. 12.95 8216 — Non Invert Bus 4.95 8224 — Clock Gen 4.95 8228 — Invert Bus 3.95 PIO for Z-80 14.95 CTC for Z-80 14.95 8228 Sys. Controller 8.20 8251 Prog. comm. interface 10.95 8255 Prog. perp. Interface 13.50 8820 Dual Line Recr 1.75 8830 Dual Line Dr. 1.75 2513 Char. Gen. 7.50 8838 Quad Bus. Recv'r 2.00 74LS138N — 1/8 decoder99 8797 - Hex Tri-State Buffer 1.25 1488/1489 RS232 1.50 TR 1602B Uart 3.95
CPU'S Z-80 includes manual 29.95 Z-80A includes manual 34.95 8080A CPU 8 BIT 11.95 8008 CPU 8 BIT 6.95	DISC CAPS FOR BYPASS .01 MFD — 100 WVDC. PC leads. 40/51.	BALUM Used in TV Tuners Can be rewound for Ham freq. 8/51	STANDARD COILS Use in TV Sets. 1.2 oh 5% and 1.5 oh 10%. Your choice. 12/51	AUTO COIL TRANS. Ideal for the exper. 12/51	NEW CAMBION JACKS PART # 450-4352 Gold Plated 50/51	SILICON RECTIFIER Special! 1N4007, 1 AMP 1000 PIV. PRIME UNITS 10/51.	
PROMS 1702A - 1K - 1.5us 3.95 or 10/35. 2708 - 8K Intel - 450ns 14.95 5204 - 4K 7.95 82S129 — 1K 2.50 2708S 8K signetics 650ns 9.95	Photocell Asst. We bought almost 200K from a big US mg. Three product families: small medium and dual photocells. Perfect for all light sensitive applications. 12/51.00	PLASTIC READ-OUT FILTERS Originally used in desk top calculators. Perfect for use with LED and other type readouts. AMBER — 6 for \$1. *	TTL ASSORTMENT Contains a high yield of usable parts. 50/51.50	RESISTOR Special! 22 Ohm, 1 Watt, Carbon Comp. 10%. Handy value. Parallel to make low ohm-imp power resistors. Help! We bought 100,000 pieces! * 25 for \$1.	DISC CAP ASST. PC leads. At least 10 different values; includes .001, .01, .05 plus other standard values. 80/51.00	P.C. LEAD DIODES 1N4148/1N914 — 100/52.00 1N4002 - 1A — 100 PIV 40/51.00	
COUNTER CHIPS MK50397 6 Digit elapsed timer 8.95 MK50250 Alarm clock 4.99 MK50380 Alarm chip 2.95 MK50396 6 digit up/down counter 12.95 MK5002 4 digit counter 8.95 MK5021 - Cal. chip sq. root 2.50	MICA TRIMMER PC 402 Miniature 1.5 — 20 P.P.F. P.C. Mount 4/51	MICRO-DIP \$1.95 New — Series 2300 The World's Smallest Coded BCD Dual-In-Line Switch! PC Mount 2300 02G BCD 1-2-4-8 2300 12G BCD 1-2-4-8 Compliment	JOY STICKS FOUR 100 K-OHMS POTS Ideal for electronic games \$3.95	STANDARD ANT. TER. Used for All Hook-up on TV Sets. 1211			

Z-80 PROGRAMMING MANUAL
 IN DEPTH DETAIL OF THE Z-80 CPU MICRO-COMPUTER
S.D. Sales Special \$9.95

*Choose \$1. Free Merchandise From Asterisk Items on each \$15 order!

CALL IN YOUR BANKAMERICARD (VISA) OR MASTER CHARGE ORDER IN ON OUR CONTINENTAL TOLL FREE WATTS LINE:

Texas Residents Call Collect:
214/271-0022
1-800-527-3460
 DEALER INQUIRIES INVITED!

Terms - 60 Day Money Back Guarantee!

NO COD'S. TEXAS RESIDENTS ADD 5% SALES TAX. ADD 5% OF ORDER FOR POSTAGE & HANDLING. ORDERS UNDER \$10. ADD 75c HANDLING.FOREIGN ORDERS — U. S. FUNDS ONLY!

Reader Service

To get further information on the products advertised in BYTE, fill out the reader service card with your name and address. Then circle the appropriate numbers for the advertisers you select from this list. Add a 13 cent stamp to the card, then drop it in the mail. Not only do you gain information, but our advertisers are encouraged to use the marketplace provided by BYTE, bringing you a bigger BYTE.

Inquiry No.	Page No.	Inquiry No.	Page No.	Inquiry No.	Page No.
87	AAA Chicago Computer Center 167	42	Digital Systems 7	*	Ohio Scientific Instruments 39, 40, 41
1	Addison-Wesley Publishing 30	44	Elcom Enterprises 167	88	OK Machine & Tool 101
2	Alpha Digital 128	45	Electrolabs 181	89	Oliver Audio Engineering 51
3	Anderson Jacobson 67	46	Electronic Control Technology 132	90	Osborne & Associates 99
4	AP Products 125	47	Electronic Systems 191	91	PAIA 49
5	Apple Computer 16, 17, 18	48	Electronic Warehouse 185	92	Page Digital 185
6	Artec Electronics 55	49	Extensys 45	93	Parasitic Engineering 53
7	Atwood Enterprises 187	50	CW Engel 134	94	Peripheral Vision 69
8	Beckian Enterprises 187	51	Forethought Products 145	*	PolyMorphic Systems 31
9	BITS 29, 129, 147, 160, 161, 171	52	Gallagher Research (GRI) 133	96	Poly Paks 177
*	BYTE Binders 147	53	DC Hayes 175	97	Priority I 205
*	BYTE Bound Volumes 92	54	Heath CIV, 34	98	Processor Technology 87, 89, 91, 93
*	BYTE Index 147	55	Heuristics 97	99	ROM 149
11	Byte Shop, Tustin 141	56	Hobby World 193	101	S-100 135
12	California Applied Technology 147	57	IMSAI 43	102	Scelbi 13, 121
13	California Industrial 180	58	Integral Data Systems 63	*	Scientific Research 83, 95
14	Canada Systems 130	59	Integrated Circuits Unlimited 195	103	SD Sales 207
15	Capital Equipment Brokers 133	60	International Data Systems 137	104	Silver State Enterprises 147
16	Carterfone 46	61	Ithaca Audio 134	105	Smoke Signal Broadcasting 115
17	Central Data 103	62	Jade 196, 197	106	Software Records 141
18	CMC Marketing 73	63	James 198, 199, CIII	107	Solid State Music 5
19	Component Sales 204	64	Jensen Tools & Alloys 147	108	Solid State Sales 175
21	Computer Corner 157	65	Logical Services 126	109	Solid State Time 22
22	Computer Enterprises 140	66	Manchester Equipment 20	110	Southwest Technical Products CII
23	Computer Hardware Store 157	67	Meca 183	111	Structured Systems 159
24	Computerland 58, 59	68	Meshna 201	112	Summagraphics 127
25	Computer Machine Service 157	69	Micro Business 78, 107	95	Synchro Sound 113
26	Computer Mart of NH 157	70	Micro Diversions 47	113	Systemathica 157
27	Computer Mart of NJ 131	71	Micronics 130	114	Tarbell Electronics 11
28	Computer Mart of Royal Oak MI 51	72	Micropolis 60	115	Technical Design Labs 32
29	Computer Place 167	73	Micropolis 61	116	Technical Systems Consultants 9
30	Computer Systems Store 157	74	Microware 24	18	TEI 73
31	Computer World 105	75	Midwestern Scientific Instruments 143	119	TLF 71
32	Cox, Roger 147	76	Mikos 183	120	Touchstone 147
34	Cromemco 1, 2	77	Mini Micro Mart 135, 203	121	Trace Electronics 119
35	Dajen 33	78	Mountain Hardware 15	122	Vamp 157
16	Dal Data Inc 46	79	mpi 129	123	Vector Graphic 65
36	Databyte 21	80	MSD 123	*	Vista Computing 78, 79
*	Data General 57	81	National Digital Diagnostics 157	124	West Coast Computer Faire 153, 155
38	Data Search 132	82	National Multiplex 139	125	Wintek 131
39	Digital Group 75	83	NCC 78 151	126	Worldwide Electronics 147
40	Digital Micro Systems 136	84	Netronics 128	127	Xitex 145
41	Digital Research 189	85	Newman Computer Exchange 176	128	Xybek 136
		86	North Star Computer 23, 37	129	Yestronics 157

*Reader Service inquiries not solicited. Correspond directly with company.

ECME BYTE's Lagging Monitor Exam

Article No.	ARTICLE	PAGE
1	Ciarcia: A Penny Pinching Address State Analyzer	6
2	Wilber: CIE Net: A Network of Community Information Exchanges	14
3	Bunce-Schwartz: Some Musings on Boolean Algebra	25
4	Bober: Taking the First Step	35
5	Smith: Simulation of Motion: Extended Objects, Applications for Boating	42
6	Webster-Young: Add a \$3 Light Pen to Your Video Display	52
7	Fylstra: SWEETS for KIM	62
8	Steinwedel: Personal Computers in a Distributed Communications Network	80
9	Kent: The Brains of Men and Machines: How the Brain Controls Output	84
10	Allen: A Minifloppy Interface	114
11	McGath: Programming Entomology	162
12	Grappel: A Simple Digital Filter	168

Tightly Clustered

November's BOMB analysis provided two tight "clusters" of ratings in readers' reactions. The first cluster was a tie for first place between Steve Ciarcia's "Memory Mapped IO," page 10, and Burt Hashizume's tutorial on "Floating Point Arithmetic," page 76. Each will receive a \$100 bonus check for placing 1.6 standard deviations above the mean. The second place cluster consisted of two complete computer plans: "Kompuutar" by David Brader, page 94, and "Building a Computer From Scratch" by Hilary Jones, page 80. Each will receive a \$50 bonus check for placing 0.7 standard deviations above the mean in readers' preferences. For November's voting, the standard deviation (σ) was 17% of the mean of 14 articles. Fill out your BOMB card with ratings from 0 to 10 for each article, plus any uncensored comments you have for this direct line to the editor's desk. ■

Jim-pak[®] electronic components

One-Stop Component Center

QUALITY PRODUCTS

TTL

7400	7490
7402	7492
7404	7493
7408	74107
7410	74121
7420	74122
7430	74123
7432	74125 (DM9093)
7442	74154
7447	74161 (DM9216)
7473	74176 (DM9280)
7474	74177 (DM9281)
7475	74192
7476	74193
7485	74367 (DM9097)

Low Power TTL Schottky

74LS00	74LS83
74LS02	74LS85
74LS04	74LS86
74LS08	74LS90
74LS10	74LS109
74LS20	74LS123
74LS30	74LS136
74LS32	74LS138
74LS73	74LS151
74LS74	74LS175
74LS75	74LS367

C/MOS

4000	4029
4001	4044
4010	4046
4011	4049
4013	4050
4018	4051
4017	4059
4020	4071
4023	4081
4024	4511

LINEAR

LM301V	LM340T 15(7815)
LM307V	LM4955V
LM309K	LM556A
LM311V	LM567V
LM320K-5(7905)	LM723N
LM320T 5(7905)	LM739N
LM320T 12(7912)	LM747V
LM320T 15(7915)	LM747N
LM339V	LM1458V (5558V)
LM340T 5(7805)	LM1565V
LM340T 12(7812)	LM3900(ICA3401)

MICROPROCESSOR

8080	2101
8080A	2102
8212	21102
8224	7489
8228	MM5262
6800	1702A
6810	82523
6830	2708
AY-5-1013	DM8835N
2513/2140	N8197

DIODES

1N751	1N4148(1N914)
1N4733	1N4001
1N4734	1N4004
1N4742	1N4007
1N4744	MDA-980-3

TRANSISTORS

C106B1	2N2055
2N2222A	2N2904
2N2907A	2N3906
MJE2955	2N5129
MJE3055	2N5139

RESISTORS

ASST 5	ASST 5
ASST 2	ASST 6
ASST 3	ASST 7
ASST 4	

CAPACITORS

Aluminum Electrolytic

1mfd 50V	100mfd 50V
4.7mfd 50V	220mfd 50V
22mfd 50V	470mfd 50V
47mfd 50V	1000mfd 25V
	2200mfd 16V

Ceramic Disc

10pfd 50V	001mfd 50V
47pfd 50V	0027mfd 50V
100pfd 50V	01mfd 50V
220pfd 50V	022mfd 50V
330pfd 50V	047mfd 50V
470pfd 50V	1mfd 50V

Dipped Tantalum

1mfd 35V	2.2mfd 25V
22mfd 35V	3.3mfd 25V
33mfd 35V	4.7mfd 25V
47mfd 35V	6.8mfd 25V
68mfd 35V	10mfd 25V
1mfd 50V	15mfd 25V
1.5mfd 35V	33mfd 25V

SWITCHES

SPST 4 via dip	SPDT push button
SPST 8 via dip	SPDT push button
SPDT on-off on	SPST push button
	toggle
SPST on-on-on	SPST push button
	toggle
DPDT on-off on	DPDT slide
	toggle
DPDT on-on-on	DPDT on-on-on
	toggle

SOCKETS

8 pin low profile	14 pin wire wrap
14 pin low profile	16 pin wire wrap
16 pin low profile	24 pin wire wrap
24 pin low profile	40 pin wire wrap
40 pin low profile	TO-3 Sockets
Male/F Pins	TO-5 Sockets

Display LEDs Discrete

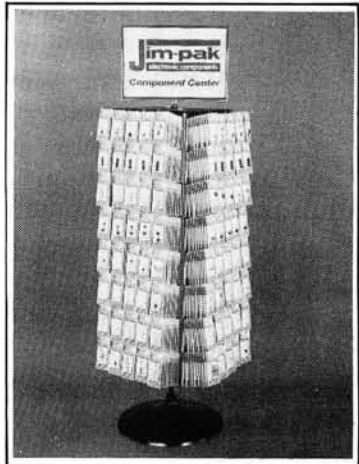
5x7 dot matrix	600 lum anode
300 cum anode	600 cum cathode
300 cum cathode	200LED Lamp red

CONNECTORS

DB 25P Plus	DB25S Socket
-------------	--------------

DATA BOOKS*

7400/74LS Data Book
CMOS/L-linear Data Book
Microprocessor LED Data Book
*JIM-PAK Products only



A component product line developed for the independent dealer. Guaranteed, nationally advertised products. Complete JIM-PAK program includes national advertising, direct mail programs, store display racks, stock rotation plan and return policy. For dealer information, write or call JIM-PAK, 1021 Howard Avenue, San Carlos, CA 94070 (415) 592-8097.



SEE YOUR LOCAL **Jim-pak** DEALER TODAY...

ALABAMA
Mobile *Lafayette Radio Electronics*

ARIZONA
Fountain Hills *P & C Communications*

CALIFORNIA
Bellflower *Earl's Hobby Shop*
Berkeley *Al Lasher Electronics*
Fontana *Fontana Electronics*
Long Beach *Scott Radio Supply*
Monterey *Zackit*
Palo Alto *Zack Electronics*
Pasadena *Dow Radio Inc.*
Sacramento *The Radio Place*
Sacramento *Zackit*
San Carlos *J & H Outlet Store*
San Francisco *Zack Electronics*
San Jose *Quemont Electronics*
Sunnyvale *Sunnyvale Electronics*
Vallejo *Zackit*
Walnut Creek *Byte Shop Computer Store*

CANADA
Alberta (Calgary) *The Computer Shop*

COLORADO
Aurora *Com Co Electronics*
Steamboat Springs *Norm's TV & Electronics*

CONNECTICUT
Bridgeport *Computer World*

FLORIDA
Lakeland *Lakeland Specialty Electronics*
Orlando *Altair Computer Center of Orlando*
Tampa *AMF Electronics*
Tampa *Microcomputer Systems*

FRANCE
Paris *Computer Boutique*

GEORGIA
Atlanta *Atlanta Computer Mart*

HAWAII
Aiea *Delcoms Hawaii*
Honolulu *Integrated Circuit Supply*

IDAHO
Idaho Falls *Audiotronics*

ILLINOIS
Evanston *Itty Bitty Machine Co.*
Groveland *Moyer Electronics*

ILLINOIS (Cont'd)
Mount Prospect *Tri-State Electronics*
Oak Park *Spectronics*

INDIANA
East Chicago *Acro Electronics*
Hammond *Quantum Computer Works*

KENTUCKY
Lexington *Radio-Electronic Equipment Co.*

LOUISIANA
Baton Rouge *Davis Electronics Supply*

MARYLAND
Baltimore *Computer Workshop of Baltimore*
Baltimore *Everything Electronic*
Rockville *Computer Workshop*
Towson *Computers, Etc.*

MASSACHUSETTS
Medford *Tufts Electronics*
North Adams *Electronics Supply Center*
Waltham *Computer Mart Inc.*

MICHIGAN
Grand Rapids *Micro Computer World*
Lansing *Fulton Radio Supply*

MINNESOTA
Duluth *Northwest Radio of Duluth*
Eagan *Dacom Amateur Radio Center*

MISSOURI
Parkville *Computer Workshop of Kansas City*

MONTANA
Billings *Conley Radio Supply*

NEBRASKA
Lincoln *Altair Computer Center*
Omaha *Omaha Computer Store*

NEVADA
Las Vegas *Century 23*

NEW JERSEY
Cherry Hill *Computer Systems Unlimited*
Hoboken *Hoboken Computer Works*
Pompton Lakes *Computer Corner of New Jersey*
Ramsey *Typetronic Computer Store*

NEW YORK
Albany *Fort Orange Electronics*
New York *The Computer Stores Inc.*
New York *Computer Mart of New York*
Troy *Trojan Electronics*
White Plains *The Computer Corner*

NORTH CAROLINA
Raleigh *Byte Shop of Raleigh*

OHIO
Bucyrus *Mead Electronics*
Cincinnati *Digital Design*
Dayton *Altair Computer Center*
Reynoldsburg *Universal Amateur Radio*
Stuebenville *Hosfelt Electronics*

OKLAHOMA
Guyton *Sound Service*
Oklahoma City *Bits, Bytes & Micros*

OREGON
Beaverton *Altair Computer Center*
Coos Bay *Herrick Electronics*
Ontario *Miller Electronics*

PANAMA
Panama City *Sonitel, S.A.*

PENNSYLVANIA
Hershey *Microcomputer Systems Inc.*
Murrysville *Computer Workshop of Pittsburgh*

RHODE ISLAND
Cranston *Jabbour Electronics City*
Pawtucket *Jabbour Electronics City*

SOUTH CAROLINA
No. Charleston *Technical Services Inc.*

TENNESSEE
Knoxville *Byte Shop*
Memphis *Sere-Rose & Spencer Electronics*
Oak Ridge *Computer Denn*

TEXAS
Dallas *Computer Shops Inc.*
Houston *Altair Computer Center*
Houston *Interactive Computers*
San Antonio *Sherman Electronics Supply*

VIRGINIA
Alexandria *Computer Hardware Store*
Alexandria *Computers Plus*
Richmond *Computers-To-Go*
Springfield *Computer Workshop of North Virginia*
Virginia Beach *Healthkit Electronics Center*

WASHINGTON
Bellevue *Altair Computer Center*
Longview *Progress Electronics*
Pasco *Riverview Electronics*
Spokane *Personal Computers*

WEST VIRGINIA
Morgantown *The Computer Corner*
Morgantown *Electro Distributing Co.*

the world's most powerful microcomputer comes home



Computer hobbyists have always wanted the power and speed of professional machines.

But they've had to settle for less. Professional machines were too expensive. Not anymore. Now there's the Heathkit H11.



Professional performance, kit price. The H11 uses Digital Equipment Corporation's 16-bit LSI-11 CPU. Exactly the same CPU found in the famous DEC PDP-11—probably the most popular commercial and industrial computer in the world. So now a low-cost kit gives you the speed, power and throughput of the world's most popular professional computer.

Software and support. As an H11 owner, you have access to an incredible range of software—editor, relocatable assembler, linker, absolute loader, debug program, I/O executive program, dump routines, BASIC and FOCAL. And, by joining the DEC user's group (DECUS), you can have access to one of the largest software libraries in the world. And there's more to come. Much more.

Of course, the H11 executes the powerful PDP 11/40 instruction set which includes over 400 commands. And the fully assembled KD-11F CPU board includes 4K x 16 bits of memory. The backplane accepts up to six additional modules (memory, serial and parallel I/O, etc.)

Heath will soon introduce a dual floppy with a disk operating system to take

full advantage of the H11's power. And the H11 is fully compatible with all DEC LSI-11 accessories.

Heath documentation is second to none. You get illustrated step-by-step instructions on how to build the kit, thorough explanations of the software and comprehensive operating instructions. If you want to see for yourself, we'll send you the entire manual set (#HM-1100) for just \$25. And you can apply the cost to the price of the computer.

With the Heathkit H11, you can enjoy power, speed, versatility and potential no 8-bit machine can match. And the H11 costs little more than lesser computers—just \$1295.*

Don't settle for less than the best. A close look in the latest Heathkit catalog will convince you that the H11 is the best home computer you can buy.




DEC, DECUS, PDP and FOCAL are registered trademarks of Digital Equipment Corp.

*Mail order, FOB, Beaton Harbor, Michigan. Retail price slightly higher.

Prices and specifications subject to change without notice.

HEATHKIT COMPUTERS

System Engineered for Personal Computing



Circle 54 on inquiry card.

Be sure to use coupon on page 34 of this magazine to order your FREE Heathkit Catalog!

why the last bus is the best bus

